






双阳

SSUNNYTOOLS PRECISION
机械科技有限公司

EXCELLENT CNC TOOL SUPPLIER
数控刀具品牌优势供应商
刀柄 | 孔加工刀具 | 钨钢铣刀 | 铣刀杆 | 刀盘 | 车刀



數控刀具品牌優勢供應商

刀柄 | 孔加工刀具 | 钨钢铣刀 | 铣刀杆 | 刀盘 | 车刀

了解更多請登錄 www.sunnytools.com

Jiangsu Shuangyang Machinery Technology Co., Ltd. is a professional CNC tool manufacturer, mainly serving the 3C industry wholesale and OEM business. The products include tool holder type BT/ISO/CAT/DAT/HSK/SK/NT and discard type milling/turning holder, face mill cutter, high-speed drill, etc. The main advantages of the tool holder are: balanced collet chuck type, balanced milling chuck type, shrink fit holder, Hydraulic Tool Holders & Chucks, Tapping Holders, oil-feed tool holders, at the same time can be customized according to your requirements, excellent quality and fast delivery.

Jiangsu Shuangyang Machinery Technology Co., Ltd. is a state-level high-tech enterprise and a CNC tool manufacturer integrating science, industry and trade. Shuangyang Machinery Park is located in Sihong County, Jiangsu Province. The park covers an area of more than 200 acres and the standard factory building area is more than 50,000 square meters. The company has a complete production process workshop, which integrates a full range of production process including forging, finishing, heat treatment, dynamic balance, etc. Independent manufacturing assembly line production, the company integrates the development, production and sales of CNC tools, and also concurrently operates mold hardware cutting tools and cutting technology services.

Over the years, the company has invested a large amount of money, continuously updated various production and inspection equipment, and at the same time established a strong R&D and innovation team, with advanced design and production technology, first-class production and inspection equipment, and strict production quality management system to ensure zero defects in products; Standardized warehouse workshop, adequate inventory; To maximize the user friends to provide quality shuangyang products. Shuangyang company has been adhering to the "jing Shang Xin Cheng" business philosophy, with the vision of win-win cooperation, common development, carefully better achieve perfect service.

公司简介 Company Profile

江苏双阳机械科技有限公司是一家专业的数控刀具生产厂家，主要服务于3C行业及批发代工业务。产品有刀柄类BT/ISO/CAT/DAT/HSK/SK/NT及舍弃式类刀杆、刀盘、快速钻等，主要优势刀柄有：平衡环筒夹式、平衡环刀盘式、配重筒夹式、配重刀盘式、热缩、液压、攻丝、油路等各种结构高速刀柄，同时可根据工艺要求定做，品质优秀交期快。

江苏双阳机械科技有限公司是国家级高新技术企业，是一家集科、工、贸为一体的数控刀具经营厂商。双阳机械园坐落于江苏省泗洪县，园区占地面积200余亩，标准厂房建成面积5万余平方；公司拥有完善的生产作业流程车间，集锻压、精加工、热处理、动平衡等全系列自主制造流水线生产，公司集数控刀具的研发、生产、销售一体，同时兼营模具五金工量刀具及切削技术服务。

公司多年来连续投入大量资金，不断更新各种生产检验设备，同时建立强大的研发创新团队，以先进的设计及生产技术，一流的生产检验仪器，严谨的生产质量管理体系，保证产品的零缺陷；标准化的仓储车间，充足的库存；最大限度的向广大用户朋友提供优质的双阳产品。双阳公司一直秉承“精尚信诚”的经营理念，以合作双赢、共同发展的愿景，精心更好的做到完美服务。



A Tool Holder/ Indexable Insert Drills/Tungsten Carbide End Mills

A 刀柄/快速鑽/鎢鋼銑刀

BT-MC 強力型銑刀柄 Milling Chucks	BT-C 強力套裝刀柄 Milling Chucks Set	BT-GMC 高速強力刀柄 Hi-speed Milling Chucks	BT-ER 銑刀柄 Collet Chuck BT-ER	BT-FMB 面銑刀柄 (公制軸心) Face Mill Holder BT-FMB (Metric Size)
A01	A01	A02	A04	A06
BT-FMA 面銑刀柄 (英制軸心) Face Mill Holder BT-FMA (Inch Size)	BT-SLA 側固式銑刀柄 Side Lock Holder BT-SLA	BT-SSL 細柄側固式銑刀柄 Side Lock Holder BT-SSL (Slim Type)	BT-OSL 油路刀柄 Oil-feed Holder BT-OSL	BT-MTA 莫氏鑽頭刀柄 Morse Taper Holder BT-MTA
A08	A09	A10	A10	A11
BT-MTB 莫氏銑刀柄 Morse Taper Holder BT-MTB	BT-APU 壹體式鑽夾頭 Drill Chuck Holder BT-APU	BT-GER 高速銑刀柄 High Speed GER Collet Chuck BT-GER	BT-UER 高速銑刀柄 High Speed UER Collet Chuck BT-UER	ISO/NBT-GER 高速銑刀柄 High Speed GER Collet Chuck ISO/NBT-GER
A12	A12	A13	A14	A15
BT-SK/GER 高速銑刀柄 High Speed GER Collet Chuck BT-SK/GER	BT-SK/GSK 高速銑刀柄 High Speed GER Collet Chuck BT-SK/GSK	ISO/NBT-SK 銑刀柄 Tool Holder ISO/NBT-SK	BT-SRC 熱縮刀柄 (標準型) Shrink Fit Holder BT-SRC (Standard Type)	ST-SRC 熱縮刀柄 (超細型) Shrink Fit Holder ST-SRC (Slim Type)
A16	A17	A18	A19	A20
SK-C 強力刀柄 Hi-Power Milling Chucks SK-C	SK-FMB/A 面銑刀柄 Face Mill Holder SK-FMB/A	SK-ER 銑刀柄 Collet Chuck SK-ER	SK-SLA 側固刀柄 Side Lock Holder SK-SLA	SK-APU 壹體式鑽夾頭 Drill Chuck Holder SK-APU
A21	A21	A22	A23	A23
SK-SKA/M 銑刀柄 Tool Holder SK-SKA/M	BT-MFT 鑽牙式刀柄 Screwed End Mill Holders BT-MFT	HSK(A)/C 直筒式強力型刀柄 Milling Chucks HSK(A)/C	HSK(A)-FMB 面銑刀柄 Face Mill Holder HSK(A)-FMB	HSK(A)-ER 銑刀柄 Collet Chuck HSK(A)-ER
A24	A24	A25	A25	A26
HSK(A)-ER 銑刀柄 High Speed Tool Holders HSK(A)-ER	HSK(A)-SLA 側固式刀柄 Side Lock Holder HSK(A)-SLA	HSK(A)/SLA 細柄 Side Lock Holder HSK(A)-SSL (Slim Type)	HSK(A)/APU 一體式夾頭 Drill Chuck Holder HSK(A)-APU	HSK/SRC 熱縮刀柄 (標準型) Shrink Fit Holder HSK-SRC (Standard Type)
A27	A28	A29	A29	A30

A Tool Holder/ Indexable Insert Drills

A 刀柄/快速鑽

HSK/SRC 熱縮刀柄 (細長型) Shrink Fit Holder HSK-SRC (Slim Type)	HSK/MTA 莫氏鑽頭套筒 Morse Taper Holder HSK-MTA	HSK(A)-ER 銑刀柄 Tool Holders HSK-GSK	SD 捨棄式快速鑽頭 (2倍長) Indexable Drill 2x Diameter	SD 捨棄式快速鑽頭 (4倍長) Indexable Drill 4x Diameter
A31	A31	A32	A33	A34
SD 捨棄式快速鑽頭 (3倍長) Indexable Drill 3x Diameter	BT-BSB 90° 粗鏜孔刀杆 Rough Boring Holder BT-BSB 90°	BT-BSA 45° 粗鏜孔刀杆 Rough Boring Holder BT-BSA 45°	BSB 捨棄式擴孔刀 Square Boring Bar BSB	BT-LBK 鏜刀柄 Boring Tool Holder
A35	A37	A38	A39	A40
BST 粗鏜刀柄 Rough Boring Holder	TWN 雙刃粗鏜孔刀 Square Boring with Double Cutter TWN	EWN 微調精鏜頭 Micro-Boring Head EWN	NBJ 16 微調精鏜孔系統 Micro-Boring Tool	NBH 粗鏜刀柄 Rough Boring Holder NBH
A41	A41	A42	A42	A43
NBH2084 精密鏜頭 Micro-Boring Head NBH2084	NBH2084 精密鏜孔組 Micro-Boring Tool Set NBH2084	NT-C 強力刀柄 Milling Chucks NT-C	NT-ER 銑刀柄 Collet Chuck NT-ER	NT-FMB 面銑刀柄 (公制軸心) Face Mill Holder NT-FMB (Metric Sizes)
A43	A44	A44	A45	A45
NT-SLA 側固式銑刀柄 Side Lock Holder NT-SLA	NT-MTA 莫氏鑽頭刀柄 Morse Taper Holder NT-MTA	NT-APU 壹體式鑽夾頭 Drill Chuck Holder NT-APU	BT-TSA 轉換套 Taper Sleeves	CAT-ER 銑刀柄 Collet Chuck CAT-ER
A46	A47	A47	A47	A48
CAT-EM 側固式刀柄 End Mill Holder CAT-EM	CAT-SM 面銑刀柄 Shell Mill Holder CAT-SM	BT-TA 測試棒 Test Bar BT-TA	ER 彈性筒夾 ER Collet	ER 螺帽 ER Nuts
A49	A50	A52	A53	A54
拉釘 Pull Stud	扳手 Wrench	尋邊器 Edge Finder	LD-BT/DAT/CAT 鎖力座 Tool Holder Locking Device BT/DAT/CAT/HSK	主軸清潔棒 Spindle Cleaner
A55	A55	A56	A56	A56

B Indexable Milling Cutter Bar/ Face Mill Cutter

B 铣刀杆 / 刀盘

MFT 钨钢钻头 Tungsten Boring Carbide Bars	EMRM-R 圆刀立铣刀杆 Indexable Rounded Milling Cutter Bar	TRSM-R 圆刀立铣刀杆 Indexable Rounded Milling cutter bar	BAPM 直角台面立铣刀杆 Indexable Right Angle Shoulder Milling Cutter Bar	AHUM 直角台面立铣刀杆 Indexable Right Angle Shoulder Milling Cutter Bar
B01	B02	B02	B02	B03
TJUM 鑽铣刀杆 Drilling Milling Cutter Bar	T2139M 球形精铣刀杆 Indexable Ball Nose Milling Cutter Bar	AJX 快速给铣刀盘 Hi-Feedrate Face Mill Cutter	TXP 快速给铣刀盘 Hi-Feedrate Face Mill Cutter	SKS 快速给铣刀盘 Hi-Feedrate Face Mill Cutter
B03	B03	B04	B04	B05
AHUB 直角一肩型铣刀盘 Right Angle Shoulder Face Mill Cutter	BAP 直角台面铣刀盘 Right Angle Shoulder Face Mill Cutter	EMR 圆面铣刀盘 Rounded Face Mill Cutter	EMRW/R200 圆面铣刀盘 Rounded Face Mill Face Mill Cutter	TRS 圆面铣刀盘 Rounded Face Mill Face Mill Cutter
B05	B06	B06	B07	B08
KM-45° 面铣刀盘 Face Milling Cutter	RAP-75° 面铣刀盘 Face Milling Cutter	FM90° 面铣刀盘 Face Milling Cutter	R390 直角台面铣刀盘 Right Angle Shoulder Face Mill Cutter	TP 直角台面铣刀盘 Right Angle Shoulder Face Mill Cutter
B08	B09	B09	B09	B10
APC 玉米型粗铣刀盘 Tubular Coarse-textured Gear Face Mill Cutter	BAP 直角台面铣刀杆 Right Angle Shoulder Milling Cutter Bar	AHU 直角台面铣刀杆 Right Angle Shoulder Milling Cutter Bar	T217.69 直角台面铣刀杆 Right Angle Shoulder Milling Cutter Bar	AJX 快速给铣刀 Hi-Feedrate Milling Cutter Bar
B10	B11	B12	B12	B13
ASJ-4P 鑽铣刀杆 Drilling Milling Cutter Bar	ASR 快速给铣刀杆 Hi-Feedrate Milling Cutter Bar	TJU 鑽铣刀杆 Drilling Milling Cutter Bar	EMR 圆鼻立铣刀杆 Rounded Milling Cutter Bar	R390 直角台面精铣刀杆 Right Angle Shoulder Micro-Milling Cutter Bar
B13	B14	B14	B15	B16
EMRW 圆鼻立铣刀杆 Rounded Milling Cutter Bar	UEX 直角台面精铣刀杆 Indexable Right Angle Shoulder Milling Cutter Bar	R200 圆鼻立铣刀杆 Rounded Milling Cutter Bar	TRS 圆鼻立铣刀杆 Rounded Milling Cutter Bar	BCF/BCFL 球形立铣刀杆 Indexable Ball Nose Milling Cutter Bar
B16	B17	B17	B18	B19
T2139 球形精铣刀杆 Indexable Ball Nose Micro-Milling Cutter Bar	TP 台面立铣刀杆 Shoulder Micro Milling Cutter Bar	SD-45° 内外倒角刀杆 SD-45 Degree Chamfer Milling Cutter Bar	45° 舍弃式倒角刀 45 Degree Chamfer Milling Cutter Bar	45° 定位倒角刀 45 Degree Chamfer Milling Cutter Bar
B20	B20	B21	B21	B21
ATS 型槽端铣刀杆 Indexable ATS T-Slot Milling Cutter Bar	SPM 玉米立铣刀杆 Roughing Cut Corn Milling Cutter Bar			
B22	B22			

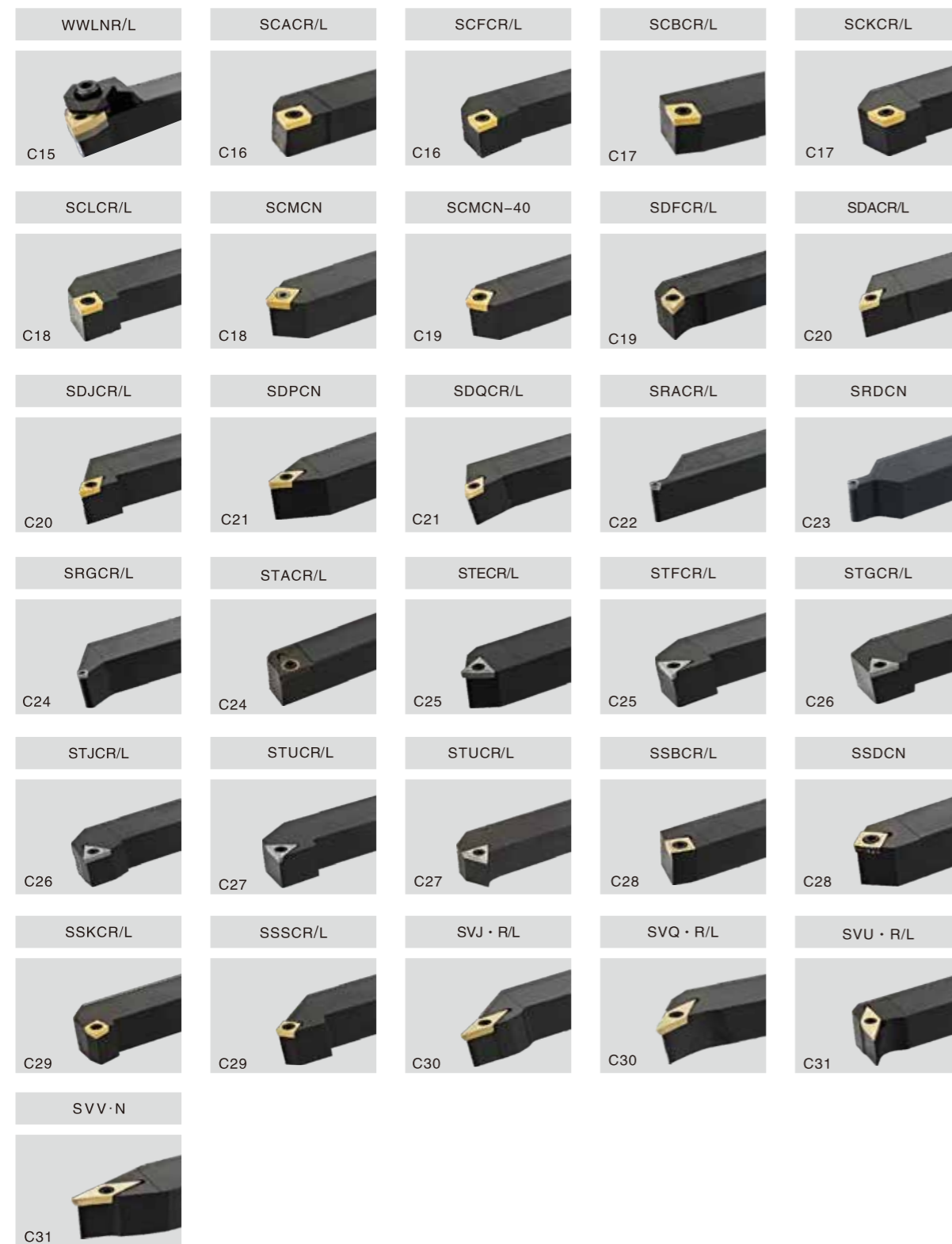
External Turning Holder

C 外圆车刀

MCLNR/L	MCBNR/L	MCKNR/L	MCFNR/L	MCGNR/L
C01	C01	C02	C02	C03
MCSNR/L	MCMNN	MCMNN-40	MDJNR/L	MDPNN
C03	C04	C04	C05	C05
MDQNR/L	MSBNR/L	MSDNN	MSKNR/L	MSSNR/L
C06	C06	C07	C07	C08
MTBNR/L	MTENN	MTJNR/L	MTFNR/L	MTUNR/L
C08	C08	C09	C09	C10
MTGNR/L	MTQNR/L	MVJNR/L	MVQNR/L	MVUNR/L
C10	C11	C11	C11	C12
MVVNN	MWLNLR/L	WCKNR/L	WCMNN	WCLNR/L
C12	C12	C13	C13	C13
WCBNR/L	WCMNN-40	WTJNR/L	WTQNR/L	WTENN
C14	C14	C14	C15	C15

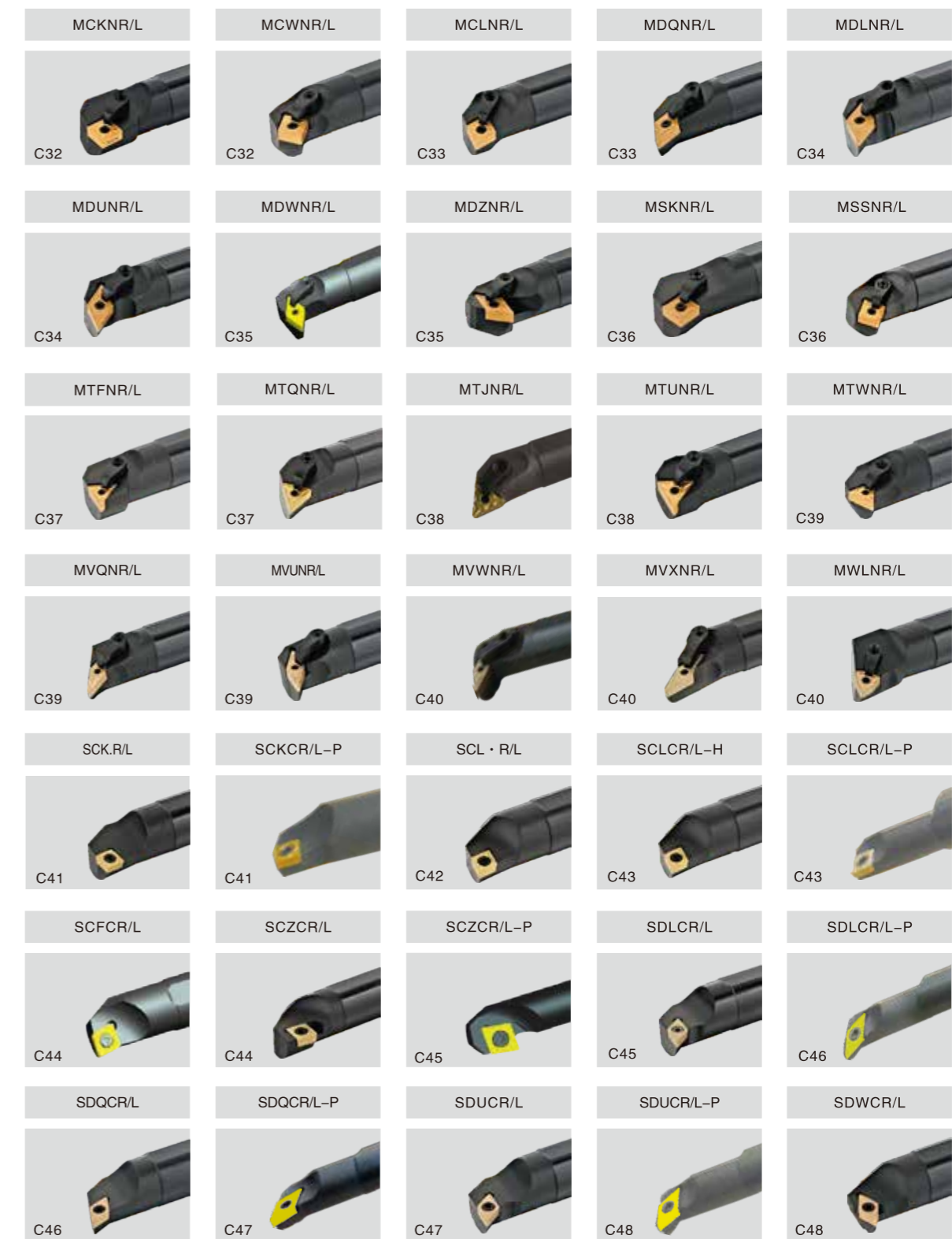
External Turning Holder

C 外圓車刀



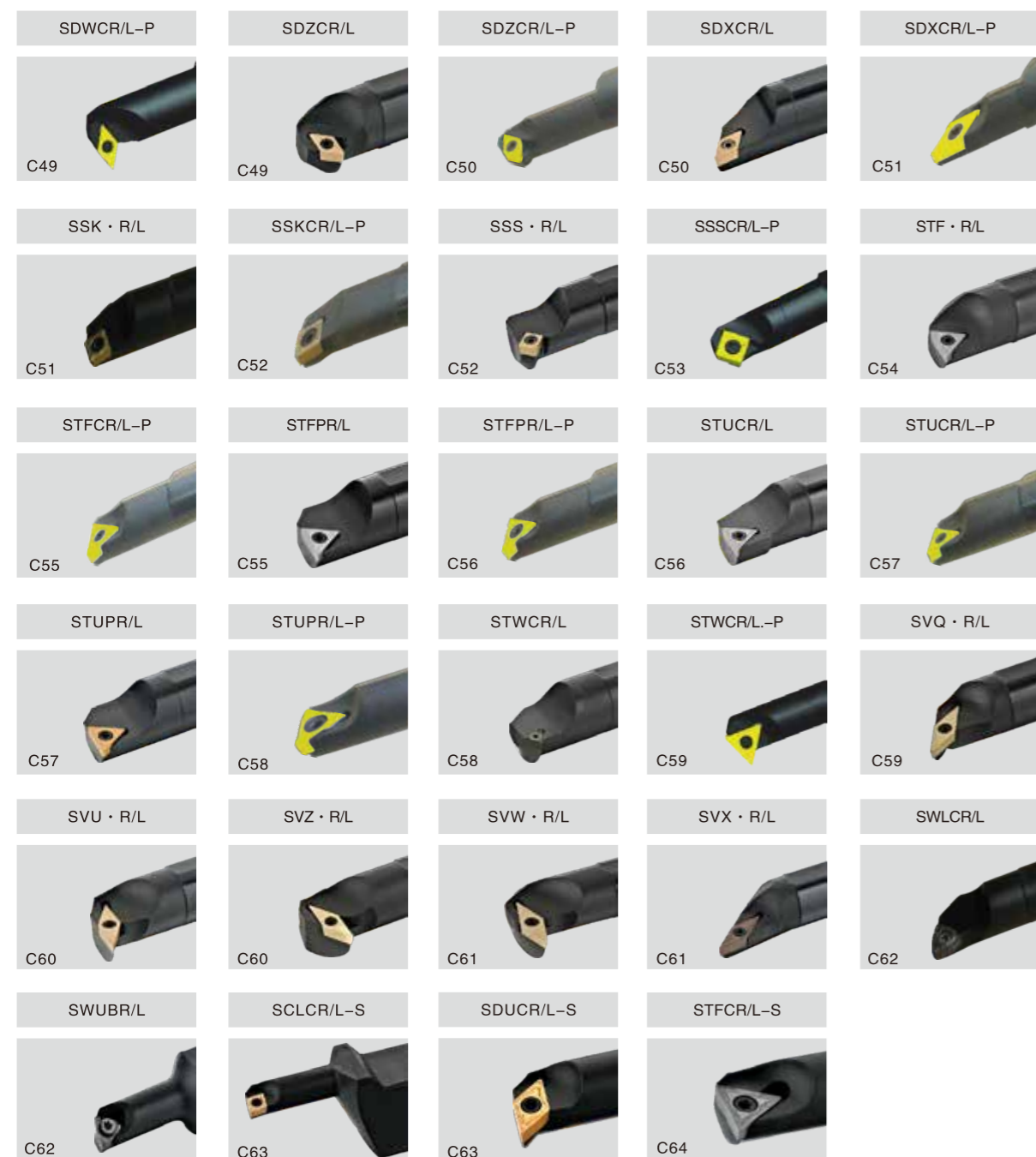
Internal Turning Holder

C 內孔車刀



Internal Turning Holder

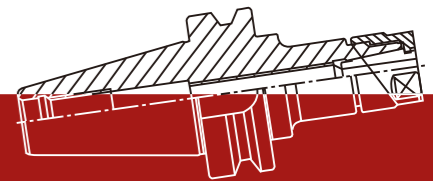
C 內孔車刀



Threading Turning Holder/Grooving Holder

C 螺紋車刀 / 槽刀



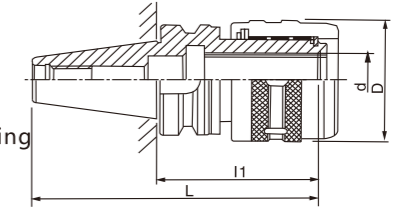


刀柄



BT-MC 强力型铣刀柄 MAS 403 BT

Milling Chuck BT-MC



編號 Serial number	型號 Cat.No	d	D	L1	DRAW BAR	FIG				
A001-001	BT30	-MC20-80	20	53	80	M12X1.75P				
A001-002		-MC25-90	25	58						
A001-003	BT40	-MC20-90	20	53	90	M16X2.0P				
A001-004		-MC25-90	25	58						
A001-005		-MC32-105	32	73			105	I / II		
A001-006		-MC32-135					135	I		
A001-007	-MC32-150	BT50	32	73	150	M24X3.0P				
A001-007-1	-MC20-95						20	53	95	I / II
A001-007-2	-MC25-95						25	58	95	I
A001-008	-MC32-110						42	88	110	I / II
A001-009	-MC32-135								135	
A001-010	-MC32-150								150	
A001-011	-MC32-165	165								
A001-012	-MC32-200	42	88	200	I					
A001-013	-MC42-110			110						
A001-014	-MC42-135			135						
A001-015	-MC42-150			150						
A001-016	-MC42-165			165						

※扳手須訂購 Wrench need to order
 ※非標件可訂制 Non-standard parts can be ordered

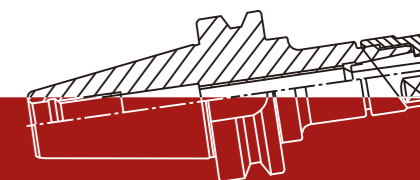
BT-C 强力套裝刀柄

Milling Chuck Set BT-C

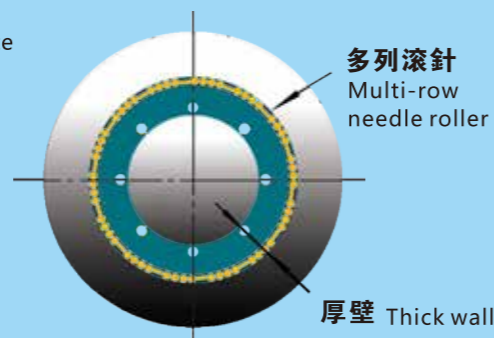



編號 Serial number	型號 Cat.No	標準配套 Standard Set package			包裝 Packing	
		拉丁 Pull Stud	彈性夾頭配套 Collets	扳手 Spanner		
A001-017	BT30	-C20-80	BT30-45°	4, 6, 8, 10, 12, 16	C20	鉛盒/木盒 Aluminum Box / Wooden Box
A001-018		-C25-80		4, 6, 8, 10, 12, 16, 20	C25	
A001-019	BT40	-C32-105	BT40-45°	6, 8, 10, 12, 16, 20, 25	C32	
A001-020	BT50	-C32-110	BT50-45°	6, 8, 10, 12, 16, 20, 25		
A001-021		-C42-110			6, 8, 10, 12, 16, 20, 25, 32	

※配套件含扳手、拉丁、筒夾 Standard Set package include collets spanner and pull stud.



BT-GMC 高速強力刀柄
Hi-speed Milling Chucks



多列滾針可獲得更加均勻的彈性變形，從而保證了高精度與夾緊力。

Multi-row needle rollers can obtain more uniform elastic deformation, thereby ensuring high precision and clamping force.



適用勾型扳手加全研磨，保證了良好的平衡狀態又經濟實惠。

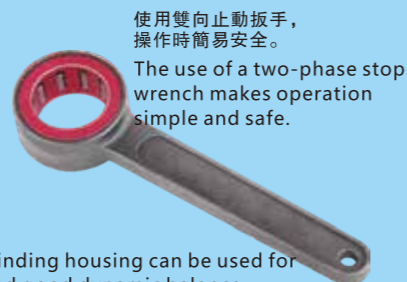
Applicable hook-type Wrench plus full grinding guarantees a good balance and economical.

夾緊時外殼與本體緊密貼合，大大的增強了本體剛性，更加適合重切削。The tight fit of the shell and the body during clamping greatly enhances the rigidity of the body and is more suitable for heavy cutting.

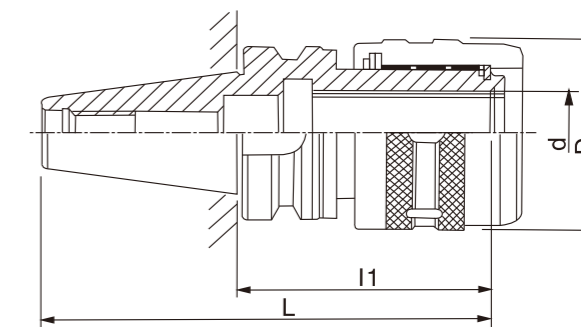


可選購全研磨外殼，不但可以重切削，更有良好的動平衡。獨特的窄縫加密封設計，使刀柄有利於中心出水。

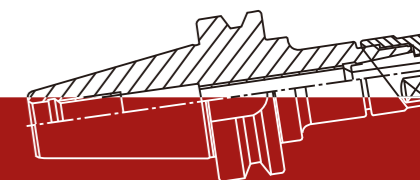
Optional full-grinding housing can be used for heavy cutting and good dynamic balance. The unique narrow slot and seal design make the tool holder beneficial to the center water outlet.



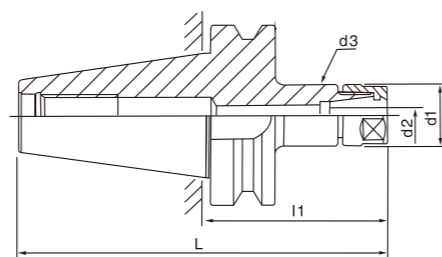
使用雙向止動扳手，操作時簡易安全。The use of a two-phase stop wrench makes operation simple and safe.



編號 Serial number	型號 Cat.No	d	D	L1	DRAW BAR	FIG
A001-031	BT30	GMC12-80	12	40	M12	I / II
A001-032		GMC16-80	16	45		
A001-033		GMC20-80	20	50		
A001-034		GMC25-80	25	55		
A001-035	BT40	GMC12-90	12	40	M16	
A001-036		GMC16-90	16	45		
A001-037		GMC20-90	20	50		
A001-038		GMC25-90	25	55		
A001-039		GMC32-105	32	72.5		
A001-040		GMC32-150	32	72.5		
A001-041	BT50	GMC32-110	32	72.5	M24	
A001-042		GMC32-150	32	72.5		
A001-043		GMC32-200	32	72.5		
A001-044		GMC32-250	32	72.5		
A001-045		GMC32-300	32	72.5		
A001-046		GMC42-110	42	82		
A001-047		GMC42-150	42	82		
A001-048		GMC42-200	42	82		
A001-049		GMC42-250	42	82		
A001-050		GMC42-300	42	82		



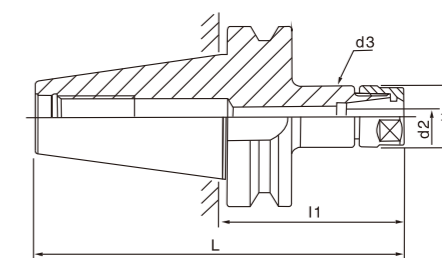
BT-ER 銑刀柄 MAS 403 BT
Collet Chuck BT-ER



編號 Serial number	型號 Cat.No	l1	d1	夾持範圍d2 Clamping range	適用螺帽 Applied nut	d3
A002-001	-ER11A-60	60	19	0.5-0.7	ER11A	19
A002-002	-ER11A-100	100				
A002-003	-ER16A-60	60				
A002-004	-ER16A-100	100	28	0.5-10	ER16A	28
A002-005	-ER16A-150	150				
A002-006	-ER20A-60	60				
A002-007	-ER20A-100	100	34	1-13	ER20A	34
A002-008	-ER20A-150	150				
A002-009	-ER11M-60	60				
A002-010	-ER11M-100	100	16	0.5-0.7	ER11M	16
A002-011	-ER16M-60	60				
A002-012	-ER16M-100	100				
A002-013	-ER16M-150	150	22	0.5-10	ER16M	22
A002-014	-ER20M-60	60				
A002-015	-ER20M-100	100				
A002-016	-ER20M-150	150	28	1-13	ER20M	28
A002-017	-ER25UM-60	60				
A002-018	-ER25UM-100	100				
A002-019	-ER25UM-150	150	42	2-16	ER25UM	42
A002-020	-ER32UM-60	60				
A002-021	-ER32UM-100	100				
A002-022	-ER32UM-150	150	50	3-22.2	ER32UM	42
A002-023	-ER40UM-70	70				
A002-024	-ER40UM-100	100				
A002-025	-ER40UM-150	150	63	4-26	ER40UM	45
A002-026	-ER11A-70	70				
A002-027	-ER11A-100	100				
A002-028	-ER11A-150	150	19	0.5-7.0	ER11A	19
A002-029	-ER16A-70	70				
A002-030	-ER16A-100	100				
A002-031	-ER16A-150	150	28	0.5-10	ER16A	28
A002-032	-ER20A-70	70				
A002-033	-ER20A-100	100				
A002-034	-ER20A-150	150	34	1-13	ER20A	34
A002-035	-ER20A-200	200				
A002-036	-ER11M-70	70				
A002-037	-ER11M-100	100	16	0.5-7	ER11M	16
A002-038	-ER11M-150	150				
A002-039	-ER16M-70	70				
A002-040	-ER16M-100	100	22	0.5-10	ER16M	22
A002-041	-ER16M-150	150				
A002-042	-ER20M-70	70				
A002-043	-ER20M-100	100	28	1-13	ER20M	28
A002-044	-ER20M-150	150				
A002-045	-ER25UM-70	70				
A002-046	-ER25UM-100	100	42	2-16	ER25UM	42
A002-047	-ER25UM-150	150				
A002-048	-ER32UM-70	70				
A002-049	-ER32UM-100	100	50	3-22.2	ER32UM	50
A002-050	-ER32UM-150	150				
A002-051	-ER40UM-70	70				
A002-052	-ER40UM-100	100	63	4-26	ER40UM	60
A002-053	-ER40UM-150	150				
A002-054	-ER16A-100	100				
A002-055	-ER16A-150	150	28	0.5-10	ER16A	28
A002-056	-ER16A-200	200				
A002-057	-ER20A-100	100				
A002-058	-ER20A-150	150	34	1-13	ER20A	34
A002-059	-ER20A-200	200				
A002-060	-ER25UM-60	60				
A002-061	-ER25UM-100	100	50	3-22.2	ER32UM	42
A002-062	-ER25UM-150	150				
A002-063	-ER25UM-200	200				
A002-064	-ER25UM-250	250	42	2-16	ER25UM	42
A002-065	-ER25UM-300	300				
A002-066	-ER32UM-100	100				
A002-067	-ER32UM-150	150	50	3-22.2	ER32UM	50
A002-068	-ER32UM-200	200				
A002-069	-ER32UM-250	250				
A002-070	-ER32UM-300	300	63	4-26	ER40UM	63
A002-071	-ER40UM-100	100				
A002-072	-ER40UM-150	150				
A002-073	-ER40UM-200	200	28	0.5-10	ER16A	28
A002-074	-ER40UM-250	250				
A002-075	-ER40UM-300	300				

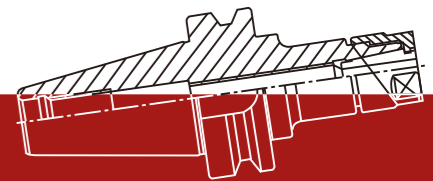
※扳手須訂購 Wrench need to order
※非標件可訂製 Non-standard parts can be ordered

BT-ER 銑刀柄 MAS 403 BT
Collet Chuck BT-ER

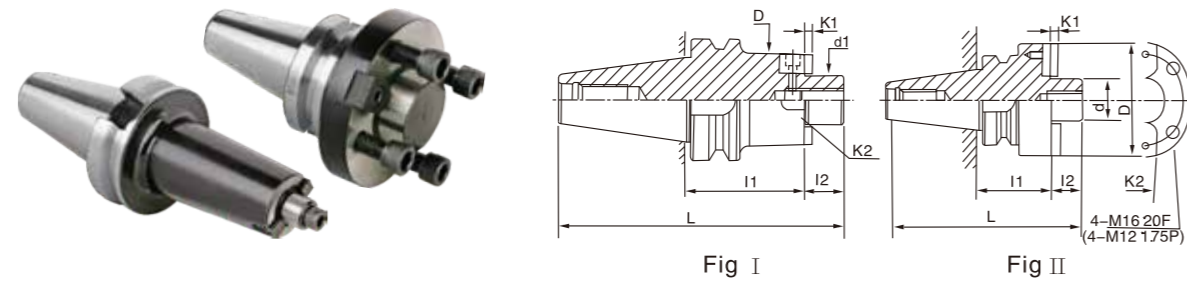


編號 Serial number	型號 Cat.No	l1	d1	夾持範圍d2 Clamping range	適用螺帽 Applied nut	d3
A002-036	-ER16M-70	70	22	0.5-10	ER16M	22
A002-037	-ER16M-100	100				
A002-038	-ER16M-150	150				
A002-039	-ER16M-200	200	28	1-13	ER20M	28
A002-040	-ER20M-70	70				
A002-041	-ER20M-100	100				
A002-042	-ER20M-150	150	42	2-16	ER25UM	42
A002-043	-ER20M-200	200				
A002-044	-ER25UM-70	70				
A002-045	-ER25UM-100	100	50	3-22.2	ER32UM	50
A002-046	-ER25UM-150	150				
A002-047	-ER32UM-70	70				
A002-048	-ER32UM-100	100	63	4-26	ER40UM	60
A002-049	-ER32UM-150	150				
A002-050	-ER40UM-70	70				
A002-051	-ER40UM-100	100	28	0.5-10	ER16A	28
A002-052	-ER40UM-150	150				
A002-053	-ER16A-100	100				
A002-054	-ER16A-150	150	34	1-13	ER20A	34
A002-055	-ER16A-200	200				
A002-056	-ER20A-100	100				
A002-057	-ER20A-150	150	50	3-22.2	ER32UM	42
A002-058	-ER20A-200	200				
A002-059	-ER25UM-60	60				
A002-060	-ER25UM-100	100	42	2-16	ER25UM	42
A002-061	-ER25UM-150	150				
A002-062	-ER25UM-200	200				
A002-063	-ER25UM-250	250	50	3-22.2	ER32UM	50
A002-064	-ER25UM-300	300				
A002-065	-ER32UM-100	100				
A002-066	-ER32UM-150	150	63	4-26	ER40UM	63
A002-067	-ER32UM-200	200				
A002-068	-ER32UM-250	250				
A002-069	-ER32UM-300	300	28	0.5-10	ER16A	28
A002-070	-ER40UM-100	100				
A002-071	-ER40UM-150	150				
A002-072	-ER40UM-200	200	42	2-16	ER25UM	42
A002-073	-ER40UM-250	250				
A002-074	-ER40UM-300	300				

※配套件含扳手 Standard fitting contains spanner
※非標件可訂製 Non-standard parts can be ordered

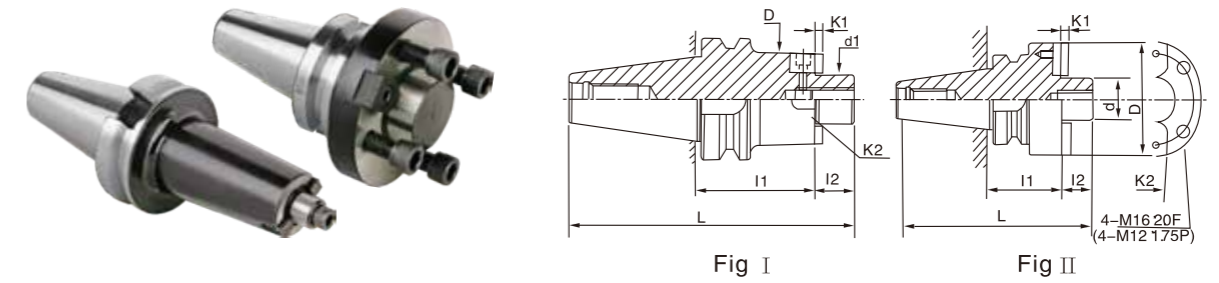


BT-FMB 面銑刀柄 (公制軸芯) MAS 403 BT
Face Mill Holder BT-FMB (Metric Size)



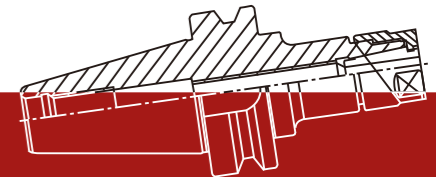
編號 Serial number	型號 Cat.No	I1	L2	D	d1	K1	K2	Fig
A003-001	BT30	-FMB16-45	45	18	38	16	4.8	8
A003-002		-FMB16-60	60					
A003-003		-FMB22-45	45					
A003-004		-FMB22-60	60					
A003-005		-FMB27-45	45					
A003-006		-FMB27-60	60					
A003-007	BT40	-FMB16-45	45	18	48	22	4.8	10
A003-008		-FMB16-60	60					
A003-009		-FMB16-100	100					
A003-010		-FMB16-150	150					
A003-011		-FMB16-200	200					
A003-012		-FMB22-45	45					
A003-013		-FMB22-60	60					
A003-014		-FMB22-90	90					
A003-015		-FMB22-100	100					
A003-016		-FMB22-150	150					
A003-017		-FMB22-200	200					
A003-018		-FMB22-250	250					
A003-019	-FMB22-300	300						
A003-020	BT50	-FMB27-45	45	20	60	27	5.8	12
A003-021		-FMB27-60	60					
A003-022		-FMB27-100	100					
A003-023		-FMB27-150	150					
A003-024		-FMB32-60	60					
A003-025		-FMB40-60	60					
A003-026	BT50	-FMB16-45	45	18	φ38	22	4.8	8
A003-027		-FMB16-60	60					
A003-028		-FMB16-75	75					
A003-029		-FMB16-100	100					
A003-030		-FMB16-150	150					
A003-031		-FMB16-200	200					
A003-032		-FMB16-250	250					
A003-033		-FMB16-300	300					
A003-034		-FMB22-45	45					
A003-035		-FMB22-60	60					
A003-036		-FMB22-75	75					
A003-037		-FMB22-100	100					
A003-038	-FMB22-150	150						

BT-FMB 面銑刀柄 (公制軸芯) MAS 403 BT
Face Mill Holder BT-FMB (Metric Size)

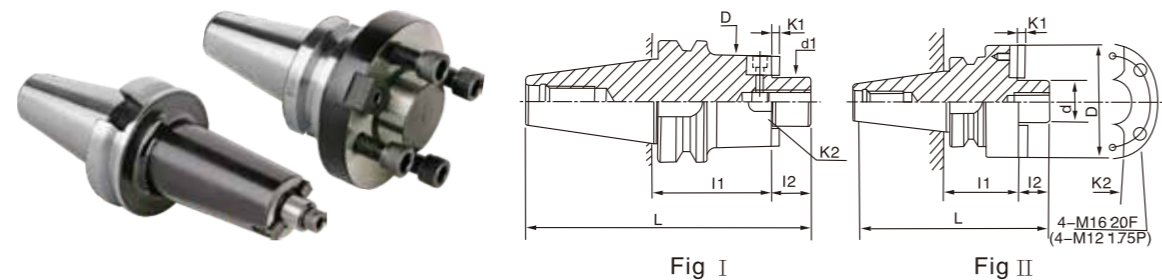


編號 Serial number	型號 Cat.No	I1	L2	D	d1	K1	K2	Fig
A003-039	BT50	-FMB22-200	200	18	22	4.8	10	I
A003-040		-FMB22-250	250					
A003-041		-FMB22-300	300					
A003-042		-FMB22-350	350					
A003-043		-FMB22-400	400					
A003-044		-FMB22-450	450					
A003-045		-FMB22-500	500					
A003-046		-FMB22-550	550					
A003-047		-FMB22-600	600					
A003-048		-FMB27-60	60					
A003-049		-FMB27-100	100					
A003-050		-FMB27-150	150					
A003-051	-FMB27-200	200						
A003-052	-FMB27-250	250						
A003-053	-FMB27-300	300						
A003-054	-FMB27-350	350						
A003-055	-FMB27-400	400						
A003-056	-FMB27-450	450						
A003-057	-FMB27-500	500						
A003-058	-FMB32-60	60						
A003-059	-FMB32-100	100						
A003-060	-FMB32-150	150						
A003-061	-FMB32-200	200						
A003-062	-FMB32-250	250						
A003-063	-FMB32-300	300						
A003-064	-FMB40-60	60						
A003-065	-FMB40-100	100						
A003-066	-FMB40-150	150						
A003-067	-FMB40-60	60						
A003-068	-FMB40-100	100						
A003-069	-FMB40-150	150						
A003-070	-FMB60-75	75						
A003-071	-FMB60-100	100						
A003-072	-FMB60-150	150						
A003-073	-FMB60-200	200						

※非標件可訂制 Non-standard parts can be ordered



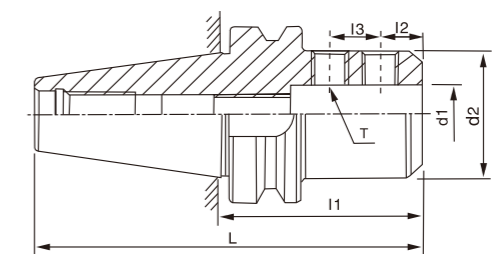
BT-FMA 面銑刀柄 (英制軸芯) MAS 403 BT
Face Mill Holder BT-FMA (Inch Size)



編號 Serial number	型號 Cat.No	I1	L2	D	d1	K1	K2	Fig						
A003-074	BT30	-FMA25.4-45	45					I						
A003-075		-FMA25.4-60	60											
A003-076	BT40	-FMA25.4-45	45	20	48	25.4	4.52		9.525					
A003-077		-FMA25.4-60	60											
A003-078		-FMA25.4-100	100											
A003-079		-FMA25.4-150	150											
A003-080		-FMA25.4-200	200											
A003-081		-FMA31.75-60	60											
A003-082		-FMA31.75-100	100											
A003-083	-FMA38.1-60	60	25	89	38.1	8.87	15.875							
A003-084	BT50	-FMA25.4-60	60	20	細柄48 Slim Shank	25.4	4.52		9.525					
A003-085		-FMA25.4-100	100											
A003-086		-FMA25.4-150	150											
A003-087		-FMA25.4-200	200											
A003-088		-FMA25.4-250	250											
A003-089		-FMA25.4-300	300											
A003-089-1		-FMA25.4-350	350											
A003-089-2		-FMA25.4-400	400											
A003-090		-FMA31.75-60	60							22	78	31.75	6.7	12.70
A003-091		-FMA31.75-100	100											
A003-092	-FMA31.75-150	150												
A003-093	-FMA38.1-60	60	25	89	38.1	8.87	15.875							
A003-094	-FMA50.8-60	60	36	98	50.8		19.05							
A003-095	-FMA47.625-75	75	30	128.57	47.625	9.75	25.4		II					
A003-096	-FMA47.625-100	100												
A003-097	-FMA47.625-150	150												
A003-098	-FMA47.625-200	200												

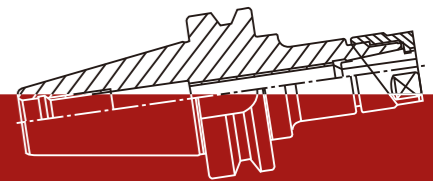
※非標件可訂制 Non-standard parts can be ordered

BT-SLA 側固式銑刀柄 MAS 403 BT
Side Lock Holder BT-SLA

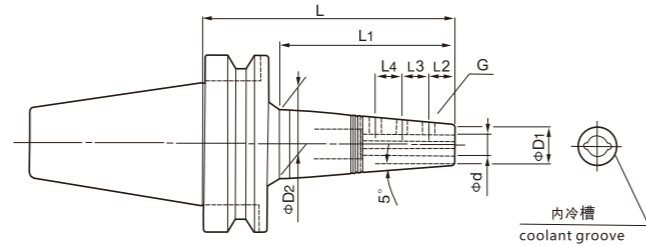


編號 Serial number	型號 Cat.No	d1	d2	I1	I2	I3	T				
A004-001	BT40	-SLA6-60	6	25	60	12	10	M6X1.0P			
A004-002		-SLA8-60	8	28		14	12	M8X1.25P			
A004-003		-SLA10-60	10	35		15	14	M10X1.5P			
A004-004		-SLA12-60	12	42	75	20	16	M12X1.75P			
A004-005		-SLA16-75	16	48		22	18	M12X1.75P			
A004-006		-SLA20-75	20	52		25	20	M16X2.0P			
A004-007		-SLA25-90	25	65		90	30		22		
A004-008		-SLA32-90	32	72	30		22				
A004-009		-SLA40-100	40	90	100	35	25				
A004-010		-SLA42-100	42	90		35	25				
A004-011	-SLA6-90	6	25	90		12	10	M6X1.0P			
A004-012	-SLA8-90	8	28		14	12	M8X1.25P				
A004-013	-SLA10-90	10	35		15	14	M10X1.5P				
A004-014	-SLA12-90	12	42		20	16	M12X1.75P				
A004-015	-SLA16-90				150	22		18			
A004-016	-SLA16-150	16	48								
A004-017	-SLA16-200						200				
A004-018	-SLA16-250		錐柄28-48 Taper Shank		250	25	20	M16X2.0P			
A004-019	-SLA20-90				90						
A004-020	-SLA20-150				150						
A004-021	-SLA20-200			200							
A004-022	-SLA20-250			錐柄32-50 Taper Shank	250						
A004-023	-SLA25-105			60	30				22	M16X2.0P	
A004-024	-SLA25-150			150							
A004-025	-SLA25-200			200							
A004-026	-SLA25-250			錐柄40-60 Taper Shank							250
A004-027	-SLA25-300			300							
A004-028	-SLA25-350			350							
A004-029	-SLA25-400			400							
A004-030	-SLA32-105			63		35	25	M20X2.0P			
A004-031	-SLA32-150			150							
A004-032	-SLA32-200			200							
A004-033	-SLA32-250			錐柄48-63 Taper Shank	250						
A004-034	-SLA32-300			300							
A004-035	-SLA32-350			350							
A004-036	-SLA32-400			400							
A004-037	-SLA40-105			105							
A004-038	-SLA40-150			150							
A004-039	-SLA42-105			78/90	90/98				150		
A004-040	-SLA42-150			150							
A004-041	-SLA50-120			50							
A004-042	-SLA50-150			150							
A004-043	-SLA50.8-120			50.8		120					

※非標件可訂制 Non-standard parts can be ordered



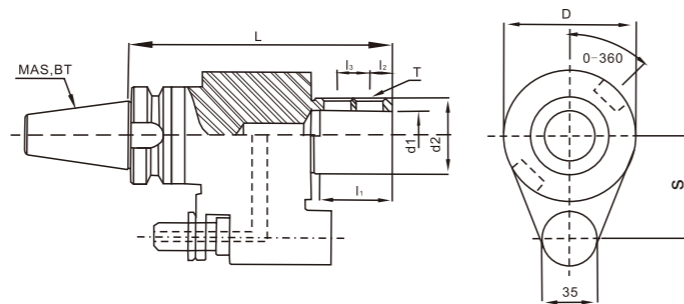
BT-SSL 細柄側固式銑刀柄
Side Lock Holder BT-SSL (Slim Type)



編號 Serial number	型號 Cat.No	φd	φD1	φD2	L	L1	L2	L3	L4	G	
A004-044	-SSL 3-135	3	10	27.3	135	100	6	7	—	M3P0.5	
A004-045	-SSL 4-135	4	11	28.2						M4P0.5	
A004-046	-SSL 6-135	6	13	30.0						M6P0.75	
A004-047	-SSL 8-135	8	15	31.8						M8P0.75	
A004-048	-SSL10-150	10	17	36.3	150	115	15	—	—	M6P0.75	
A004-049	-SSL12-150	12	22	41.1							16
A004-050	-SSL 6-150	6	13	30.7	150	104	12	13	—	—	M6P0.75
A004-051	-200			39.5							
A004-052	-SSL 8-150	8	15	32.5	150	104	13.5	18	—	—	M6P0.75
A004-053	-200			41.3							
A004-054	-SSL10-150	10	17	34.4	150	104	15	20	—	—	M6P0.75
A004-055	-200			43.1							
A004-056	-SSL12-150	12	22	39.2	150	104	16	16	—	—	M8P0.75
A004-057	-200			47.9							

1.在固定球头铣刀时，使刀刃方向与紧固螺丝成90度。

BT-OSL 油路刀柄
Oil-feed Holder BT-OSL



編號 Serial number	型號 Cat.No	S	d2	l1	l2	l3	T
A004-058	BT40xOSL32-165	65	49.5	60	15	20	M16X2.0P
A004-059	BT50xOSL32-165	80	58	60		25	
A004-060	BT50xOSL40-170		56	62		25	

BT-MTA 莫氏鑽頭刀柄 MAS 403 BT
Morse Taper Holder BT-MTA

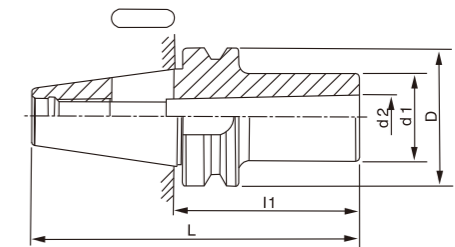


Fig I

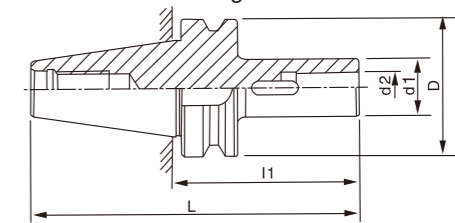
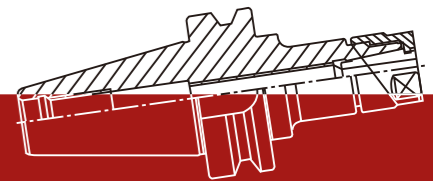


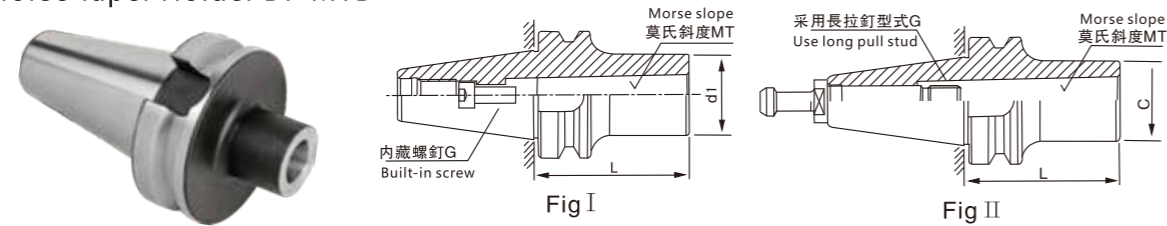
Fig II

編號 Serial number	型號 Cat.No	d2	d1	l1	使用鑽頭 Applied Drill Bit	Fig	
A016-051	-MTA1-45	12.065	25	45	2.0-14.0	I	
A017-052	-MTA2-60	17.780	32	60	14.1-23.0		
A018-053	-MTA3-80	23.825	40	80	23.1-32.0		
A019-054	-MTA1-45	12.065	25	45	2.0-14.0	II	
A020-055	-MTA1-120			120	14.1-23.0		
A021-056	-MTA2-45	17.780	32	45	14.1-23.0	I	
A022-057	-MTA2-120			120	14.1-23.0	II	
A023-058	-MTA3-75	23.825	40	75	23.1-32.0	I	
A024-059	-MTA3-135			135	23.1-32.0	II	
A025-060	-MTA4-95	31.267	50	95	32.0-50.0	I	
A026-061	-MTA4-165			165	32.0-50.0	II	
A027-062	-MTA1-45	12.065	25	45	2.0-14.0	I	
A028-063	-MTA1-120			120		2.0-14.0	II
A029-064	-MTA1-180			180		2.0-14.0	II
A030-065	-MTA2-45	17.780	32	45	14.1-23.0	I	
A031-066	-MTA2-135			135	14.1-23.0	II	
A032-067	-MTA2-180	23.825	40	180	14.1-23.0	II	
A033-068	-MTA3-45			45	23.1-32.0	I	
A034-069	-MTA3-150			135	23.1-32.0	II	
A035-070	-MTA3-180	17.780	32	180	14.1-23.0	II	
A036-071	-MTA4-90			90	32.0-20.0	I	
A037-072	-MTA4-180	31.267	50	180	32.0-20.0	II	
A038-073	-MTA5-105			105	50.0-75.0	I	
A039-074	-MTA5-210	44.399	65	210	50.0-75.0	II	

※非標件可訂制 Non-standard parts can be ordered



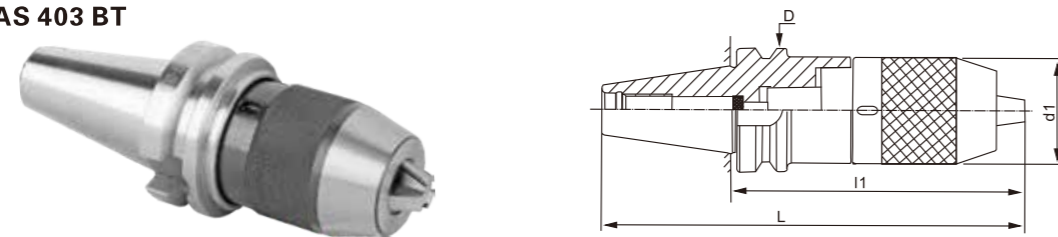
BT-MTB 莫氏銑刀柄 MAS 403 BT
Morse Taper Holder BT-MTB



編號 Serial number	型號 Cat.No	d1	C	L	G	DRAW BAR	Fig
A006-001	BT30	-MTB1-45	12.065	25	45	M6	M12X1.75P
A006-002		-MTB2-60	17.780	32	60	M10	
A006-003	BT40	-MTB1-45	12.065	25	45	M6	M16X2.0P
A006-004		-MTB2-45	17.780	32	60	M10	
A006-005		-MTB3-75	23.825	40	75	M12	
A006-006		-MTB4-90	31.267	48	90	M16	
A006-007	BT50	-MTB1-45	12.065	45	M6	M24X3.0P	I
A006-008		-MTB1-120		120			
A006-009		-MTB1-180		180			
A006-010		-MTB2-45	17.780	45	M10		
A006-011		-MTB2-135		135			
A006-012		-MTB2-180		180			
A006-013		-MTB3-45	23.825	45	M12		
A006-014		-MTB3-75		75			
A006-015		-MTB3-150		150			
A006-016		-MTB3-180	31.267	180	M16		
A006-017		-MTB4-75		75			
A006-018		-MTB4-180		180			
A006-019	-MTB5-120	44.399	120	M20	II		
A006-020	-MTB5-210		210				

注: BT40-MTB4/BT50-MTB5拉釘非標準配套件, 須單獨訂購
BT40-MTB4/BT50-MTB5 the puller bolt is not standard fitting, must purchase alone

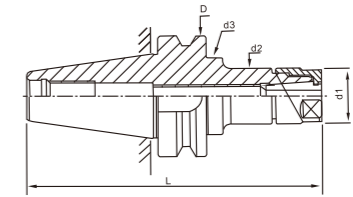
BT-APU 壹體式鑽夾頭 Drill Chuck Holder BT-APU
MAS 403 BT



編號 Serial number	型號 Cat.No	l1	d1	夾持範圍 Clamping range	DRAW BAR
A007-001	BT30	-APU8-80	80	0.5-8	M12X1.75P
A007-002		-APU13-110	110	1-13	
A007-003	BT40	-APU13-110	110	1-13	M16X2.0P
A007-004		-APU16-120	120	3-16	
A007-005	BT50	-APU13-120	120	1-13	M24X3.0P
A007-006		-APU13-180			
A007-007		-APU16-130	130	3-16	
A007-008		-APU16-190	190	3-16	

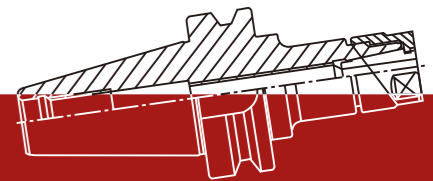
※扳手須另訂購 Wrench need to order

BT-GER 高速銑刀柄
High Speed GER Collet Chuck BT-GER



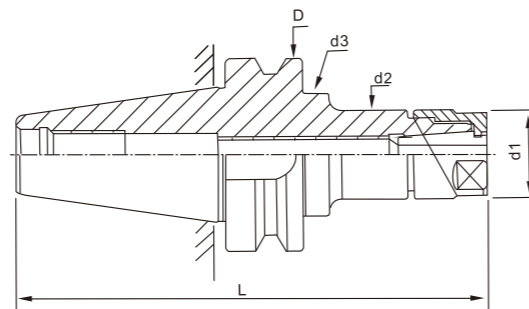
編號 Serial number	型號 Cat.No	l1	d1	夾持範圍d2 Clamping Range	適用螺帽 Applied nut	d3	
A016-051	BT30	-GER11-60	60	0.5-0.7	GER11	19	
A016-052		-GER11-100	100				
A016-053		-GER16-60	60	0.5-10	GER16	28	
A016-054		-GER16-100	100				
A016-055		-GER16-150	150				
A016-056		-GER20-60	60	1-13	GER20	34	
A016-057		-GER20-100	100				
A016-058		-GER20-150	150				
A016-059		-GER25-60	60				
A016-060		-GER25-100	100	2-16	GER25	42	
A016-061		-GER25-150	150				
A016-062		-GER32-60	60				
A016-063	-GER32-100	100	3-22.2	GER32	42		
A016-064	-GER32-150	150					
A016-065	-GER16-70	70	28	GER16	28		
A016-066	-GER16-100	100					
A016-067	-GER16-150	150					
A016-068	-GER20-70	70					
A016-069	-GER20-100	100	34	GER20	34		
A016-070	-GER20-150	150					
A016-071	-GER25-70	70	42	GER25	42		
A016-072	-GER25-100	100					
A016-073	-GER25-150	150					
A016-074	-GER32-70	70	50	GER32	50		
A016-075	-GER32-100	100					
A016-076	-GER32-150	150					
A016-077	-GER16-100	100	22	GER16	22		
A016-078	-GER16-150	150					
A016-079	-GER16-200	200					
A016-080	-GER20-100	100	34	GER20	34		
A016-081	-GER20-150	150			1-13	GER20	锥柄34-40
A016-082	-GER20-200	200					
A016-083	-GER20-250	250					
A016-084	-GER25-100	100	42	GER25	42		
A016-085	-GER25-150	150			2-16	GER25	锥柄42-55
A016-086	-GER25-200	200					
A016-087	-GER25-250	250	50	GER32	50		
A016-088	-GER25-300	300					
A016-089	-GER32-100	100					
A016-090	-GER32-150	150	3-22.2	GER32	锥柄50-60		
A016-091	-GER32-200	200					
A016-092	-GER32-250	250					
A016-093	-GER32-300	300					

※扳手須訂購 Wrench need to order
※非標件可訂購 Non-standard parts can be ordered



BT-UER 高速銑刀柄

High Speed Collet Chuck BT-UER

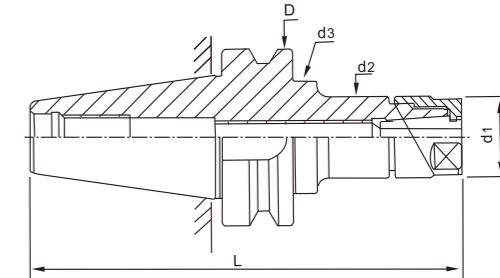


編號 Serial number	型號 Cat.No	l1	d1	夾持範圍d2 Clamping Range	適用螺帽 Applied nut	d3
A016-035	BT30	-UER11-60	Φ16	0.5-0.7	UER11	Φ16
A016-036		-UER11-100				
A016-037		-UER16-60				
A016-038		-UER16-100	Φ22	0.5-10	UER16	Φ22
A016-039		-UER16-150				
A016-040		-UER20-60				
A016-041		-UER20-100	Φ28	1-13	UER20	Φ28
A016-042		-UER20-150				
A016-043		-UER16-70				
A016-044	BT40	-UER16-100	22	0.5-10	UER16	22
A016-045		-UER16-150				
A016-046		-UER16-200				
A016-047		-UER20-70	28	1-13	UER20	28
A016-048		-UER20-100				
A016-049		-UER20-150				
A016-050		-UER20-200				

※扳手須訂購 Wrench need to order
 ※非标件可訂制 Non-standard parts can be ordered

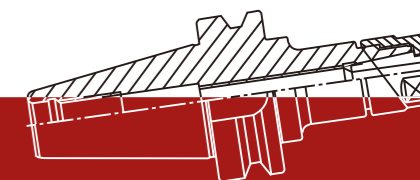
ISO/NBT-GER 高速銑刀柄

High Speed Collet Chuck ISO/NBT-GER

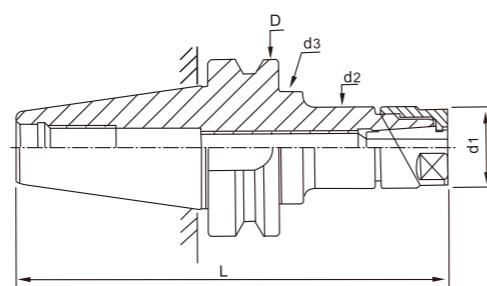


編號 Serial number	型號 Cat.No	l1	L	d1	夾持範圍d2 Clamping range	適用螺帽 Applied nut	d3
A016-021	NBT30	-GER16-60	131.8	28	0.5-10	ER16M	28
A016-022		-GER16-100					
A016-023		-GER20-60		34	1-13	ER20M	34
A016-024		-GER20-100					
A016-025		-GER25-60		42	2-16	GER25M	42
A016-026		-GER25-100					
A016-027		-GER32-60		50	3-22.2	GER32M	42
A016-028	ISO20/	-ER16M-60	22	0.5-10	ER16M	22	
A016-029		-ER20M-60					
A016-030		-ER20M-100					
A016-031	ISO25/	-GER16-60	22	0.5-10	ER16M	22	
A016-032		-GER20-60					
A016-033	ISO30	-UER16-60	34	1-13	ER20M	34	
A016-034		-UER20-60					

※扳手須訂購 Wrench need to order
 ※GSK標準動平衡G2.5 20000RPM;可選動平衡G2.5 30000RPM/G2.5 40000RPM.
 GSK Standard balance is G2.5 20000RPM; selectable: G2.5 30000RPM/G2.5 40000RPM



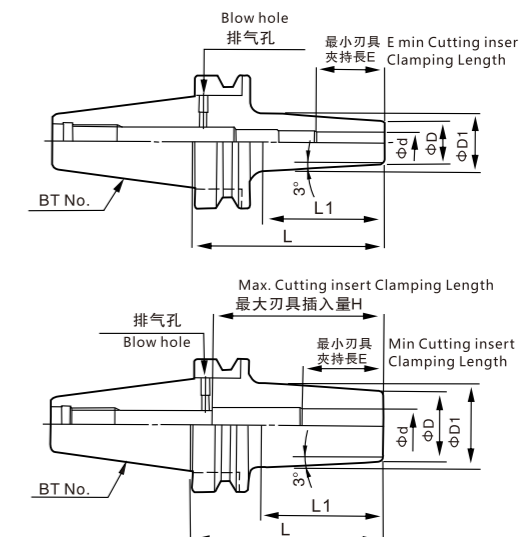
ISO/NBT-SK 高速銑刀柄
High Speed Collet Chuck ISO/NBT-SK



編號 Serial number	型號 Cat.No	l1	L	d1	夾持範圍d2 Clamping range	適用螺帽 Applied nut	d3
A016-001	-SK6A-35	35	85.3	19.5	0.7-6.0	SK6-A	20.5
A016-002	-SK10A-35			27.5	1.75-10	SK10-A	29
A016-003	-GSK6-35			19.5	0.7-6.0	GSK6-A	20.5
A016-004	-GSK10-35			27.5	1.75-10	GSK10-A	29
A016-005	-SK6A-35			19.5	0.7-6.0	SK6-A	20.5
A016-006	-SK10A-35			27.5	1.75-10	SK10-A	29
A016-007	-GSK6-35	60	131.8	19.5	0.7-6.0	GSK6-A	20.5
A016-008	-GSK10-35			27.5	1.75-10	GSK10-A	29
A016-009	-SK6A-60			19.5	0.7-6.0	SK6-A	20.5
A016-010	-SK10A-60			27.5	1.75-10	SK10-A	29
A016-011	-SK16M-60			40.0	2.75-16	SK16-M	41.9
A016-012	-GSK6-60			19.5	0.7-6.0	GSK6	20.5
A016-013	-GSK10-60	27.5	1.75-10	GSK10	29		
A016-014	-GSK16-60	40.0	2.75-16	GSK16	41.9		
A016-015	-SK06-60	60	131.8	19.5	0.7-6.0	SK06	20.5
A016-016	-SK10-60			27.5	1.75-10	SK10	29
A016-017	-SK16-60			40.0	2.75-16	SK16	41.9
A016-018	-GSK06-60			19.5	0.7-6.0	GSK06	20.5
A016-019	-GSK10-60			27.5	1.75-10	GSK10	29

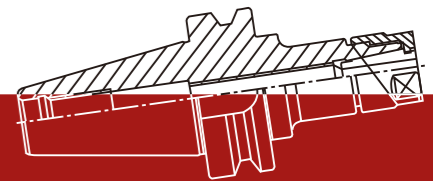
※扳手須訂購 Wrench need to order
 ※GSK標準動平衡G2.5 20000RPM;可選動平衡G2.5 30000RPM/G2.5 40000RPM.

BT-SRC 熱縮刀柄 (標準型)
Shrink Fit Holder BT-SRC (Standard Type)

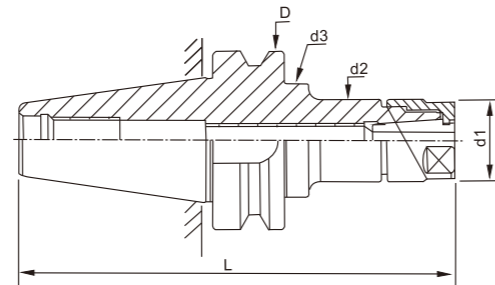


編號 Serial number	型號 Cat.No	d	D	D 1	L	L 1	最小刀具夾持長 Min Cutting Length	最大刀具插入長 Max. Cutting Length	重量 (kg) Weight (kg)	FIG	
A008-037	-SRC 4-75※	4	10	14.6	75	44	16	99	0.45	II	
A008-038	-SRC 6-75	6	14	19.0			26	—	0.47	I	
A008-039	-SRC 8-75	8	18	23.0			32	62	0.51	II	
A008-040	-SRC 10-75	10	22	27.0					0.56		
A008-041	-SRC 12-75	12	24	29.0			36	72	0.58	II	
A008-042	-SRC 16-75	16	28	33.0					0.62		
A008-043	-SRC 4-90※	4	10	15.5	90	52	16	125	1.05	II	
A008-044	-SRC 6-90	6	14	20.0			26	—	1.07	I	
A008-045	-SRC 8-90	8	18	24.0			32	—	1.12		I
A008-046	-SRC 10-90	10	22	28.0					1.18		
A008-047	-SRC 12-90	12	24	30.0			36	80	1.20	II	
A008-048	-SRC 16-90	16	28	34.0					1.25		
A008-049	-165	20	34	42.0	165	132	38	100	1.82	II	
A008-050	-SRC 20-90	20	34	40.0	90	57	42	100	1.35	II	
A008-051	-165	20	34	48.0	165	132	42	100	2.08	II	
A008-052	-SRC 4-105	6	14	20.5	105	61	26	—	3.7	I	
A008-053	-165			26.0	165	116			3.9		
A008-054	-SRC 8-105			24.5	105	61			3.8		
A008-055	-165			30.0	165	116			4.0		
A008-056	-SRC 10-105			28.5	105	61			3.8		
A008-057	-165			34.0	165	116			4.2		
A008-058	-SRC 12-105	30.5	105	61	3.9						
A008-059	-165	36.0	165	116	4.2						
A008-060	-SRC 16-105	34.5	105	61	3.9						
A008-061	-165	40.0	165	116	4.3						
A008-062	-SRC 20-105	40.5	105	61	4.0						
A008-063	-165	46.0	165	116	4.6						

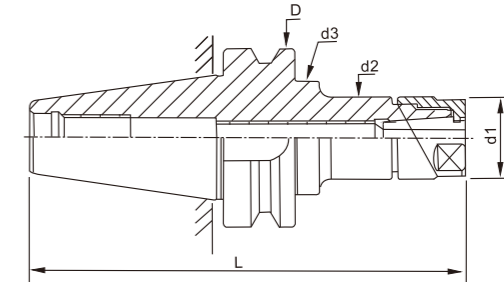
1.請使用柄徑公差h6以內的硬質合金刀具。
 ※標記的請使用柄徑公差h5以內的硬質合金刀具。
 2.有內冷孔，可中心內冷。
 Please use hard alloy cutting tools with handle diameter tolerance H6



BT-SK 高速銑刀柄 MAS 403 BT
High Speed Collet Chuck BT-SK



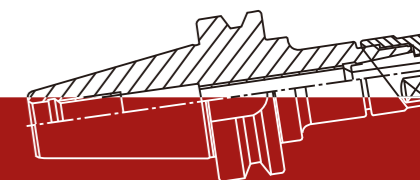
BT-GSK 高速銑刀柄 MAS 403 BT
High Speed Collet Chuck BT-GSK



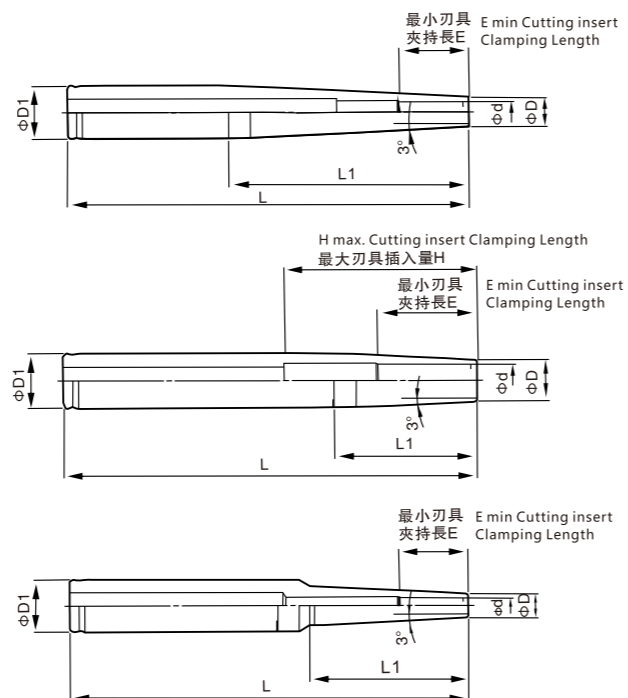
編號 Serial number	型號 Cat.No	d1	d2	夾持範圍 Clamping range	適用螺帽 Applied nut	DRAW BAR	
A008-001	BT30	19.5	20.5	-SK6-60	SK6	M12X1.75P	
A008-002				-SK6-90			
A008-003		27.5	29	-SK10-60			
A008-004				-SK10-90			
A008-005	BT40	19.5	20.5	-SK6-60	SK6		M16X2.0P
A008-006				-SK6-90			
A008-007		27.5	29	-SK10-60			
A008-008				-SK10-90			
A008-009		40	41.9	-SK16-60			
A008-010				-SK16-90			
A008-011		48	51.3	-SK20-60			
A008-012				-SK20-90			
A008-013	BT50	27.5	29	-SK10-105	SK10	M24X3.0P	
A008-014				-SK10-135			
A008-015				-SK10-165			
A008-016		40	41.9	-SK16-105			
A008-017				-SK16-135			
A008-018				-SK16-165			
A008-019		48	51.3	-SK16-200			SK16
A008-020				-SK20-105			
A008-021				-SK20-135			
A008-022				-SK20-165			
A008-023				-SK25-105			
A008-024	55	57.2	-SK25-135	SK25			
A008-025			-SK25-165				

編號 Serial number	型號 Cat.No	d1	d2	夾持範圍 Clamping range	適用螺帽 Applied nut	DRAW BAR		
A008-026	BT30	19.5	20.5	-GSK6-60	GSK6	M12X1.75P		
A008-027				-GSK6-90				
A008-028		27.5	29	-GSK10-60				
A008-029				-GSK10-90				
A008-030				-GSK16-60				
A008-031	BT40	40	41.9	-GSK16-90	GSK16		M16X2.0P	
A008-032				19.5				20.5
A008-033		-GSK6-90						
A008-034		27.5	29					
A008-035				-GSK10-90				
A008-036				-GSK16-60				
A008-037		40	41.9	-GSK16-90				GSK16
A008-038				-GSK20-60				
A008-039	-GSK20-90							
A008-040	48	51.3	-GSK20-90	SK20	M24X3.0P			
A008-041			27.5			29		-GSK10-105
A008-042								-GSK10-135
A008-043	-GSK10-165							
A008-044	BT50	40	41.9	-GSK16-105		GSK16		
A008-045				-GSK16-135				
A008-046				-GSK16-165				
A008-047		48	51.3	-GSK16-200			SK16	
A008-048				-GSK20-105				
A008-049				-GSK20-135				
A008-050		55	57.2	-GSK20-165			SK20	
A008-051				-GSK20-200				
A008-052				-GSK25-105				
A008-053				-GSK25-135				
A008-054				-GSK25-165				
A008-055	-GSK25-200							

* 扳手須另訂購 Wrench need to order



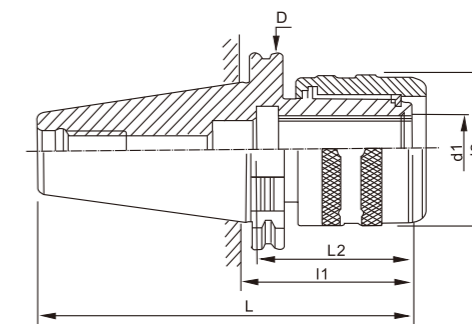
ST-SRC 熱縮刀柄 (超細型)
Shrink Fit Holder ST-SRC (Slim Type)



編號 Serial number	型號 Cat.No	d	D	D 1	L	L 1	最小刃具夾持長 Min Cutting in Length	最大刃具插入量 Max. Cutting Length	重量 (kg) Weight (kg)	FIG
A008-064	ST12 -SRC 4SS -120※	4	7	12	120	51	16	—	0.10	I
A008-065	-SRC6SS -120	6	9			32	26	52	0.10	II
A008-066	-SRC 4SS-150-K40※	4	7	20	150	40	16	—	0.25	III
A008-067	-SRC 6SS-150-K60				150	60			0.25	
A008-068	-200				200	110			0.30	I
A008-069	-200-K 60	6	9	20	200	60	26	—	0.30	III
A008-070	-250				250	110			0.35	I
A008-071	-250-K 60				250	60			0.40	III
A008-072	-SRC 8SS -150				150				0.25	
A008-073	ST20 -200	8	11	20	200	90	26	—	0.30	I
A008-074	-250				250				0.40	
A008-075	-SRC 10SS-150				150				0.25	
A008-076	-200	10	13	20	200	71	32	60	0.35	II
A008-077	-250				250				0.40	
A008-078	-SRC 12SS-150				150				0.25	
A008-079	-200	12	15	20	200	52	36	70	0.35	
A008-080	-250				250				0.45	

1.請使用柄徑公差h6以內的硬質合金刀具。
※標記的請使用柄徑公差h5以內的硬質合金刀具。
2.有內冷孔，可中心內冷。
There is a cold hole inside, cold in the center

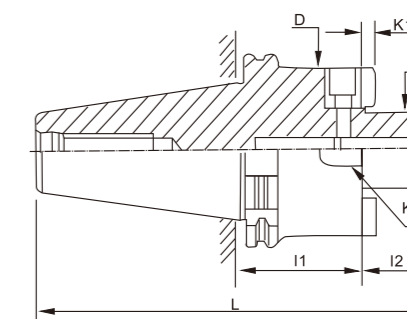
SK-ER 強力型銑刀柄 Hi-Power Milling Chucks SK-C
DIN 69871



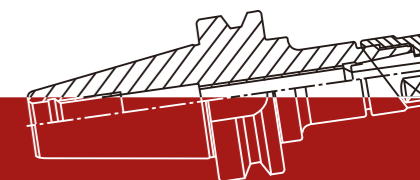
編號 Serial number	型號 Cat.No	d	D	L1	DRAW BAR
A009-001	SK40 -MC32-105	32	73	105	M16X2.0P
A009-002	-MC32-110			110	M24X3.0P
A009-003	SK50 -MC42-110	42	88		
A009-004	SK60 -MC32-110	32	73		
A009-005	-MC42-110	42	88		M30X3.5P

※扳手須另訂購 Wrench need to order

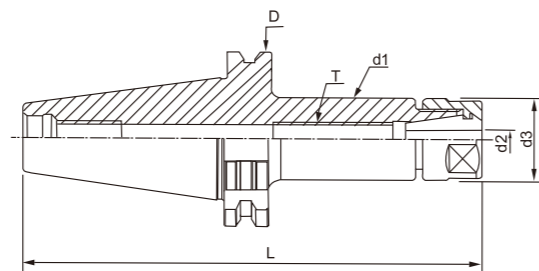
SK-FMB/A 面銑刀柄 Face Mill Holder SK-FMB/A
DIN 69871



編號 Serial number	型號 Cat.No	l1	l2	D	d1	K1	K2	DRAW BAR
A010-001	SK40 -FMB22-45	45	18	48	22	4.8	10	M16X2.0P
A010-002	-FMB27-60	60	22	60	27	5.8	12	
A010-003	-FMB32-60		20	78	32	6.8	14	
A010-004	SK50 -FMB22-45	45	18	48	22	4.8	10	M24X3.0P
A010-005	-FMB27-45		20	60	27	5.8	12	
A010-006	-FMB32-45		22	78	32	6.8	14	
A010-007	-FMB40-50	50	25	89	40	8.3	16	
A010-008	SK40 -FMA25.4-45	45	20	48	25.4	4.52	9.52	M16X2.0P
A010-009	-FMA25.4-100	100						
A010-010	SK50 -FMA25.4-60	60						
A010-011	-FMA25.4-100	100						M24X3.0P



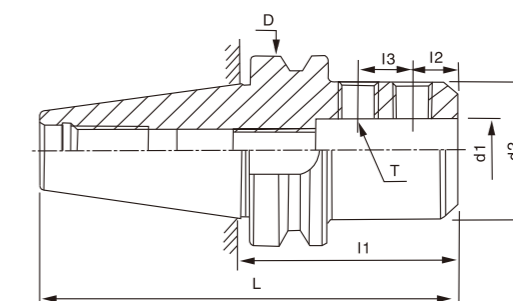
SK-ER 銑刀柄 Collet Chuck SK-ER
DIN 69871
DIN 6499



編號 Serial number	型號 Cat.No	d1	夾持範圍d2 Clamping range	d3	適用螺帽 Applied nut	DRAW BAR
A011-001	-ER16A-70	28	0.5-10	28	ER16A	M16X2.0P
A011-002	-ER16A-100					
A011-003	-ER16A-150					
A011-004	-ER20A-70	34	1-13	34	ER20A	
A011-005	-ER20A-100					
A011-006	-ER20A-150					
A011-007	-ER16M-70	22	0.5-10	22	ER16M	
A011-008	-ER16M-100					
A011-009	-ER16M-150					
A011-010	-ER20M-70	28	1-13	28	ER20M	
A011-011	-ER20M-100					
A011-012	-ER20M-150					
A011-013	-ER25UM-70	42	2-16	42	ER25UM	
A011-014	-ER25UM-100					
A011-015	-ER25UM-150					
A011-016	-ER32UM-70	50	3-22.2	50	ER32UM	
A011-017	-ER32UM-100					
A011-018	-ER32UM-150					
A011-019	-ER16A-100	28	0.5-10	28	ER16A	M24X3.0P
A011-020	-ER16A-120					
A011-021	-ER20A-100					
A011-022	-ER20A-150	34	1-13	34	ER20A	
A011-023	-ER25UM-100					
A011-024	-ER25UM-150					
A011-025	-ER25UM-200	42	2-16	42	ER25UM	
A011-026	-ER32UM-100					
A011-027	-ER32UM-150					
A011-028	-ER32UM-200	50	3-22.2	50	ER32UM	

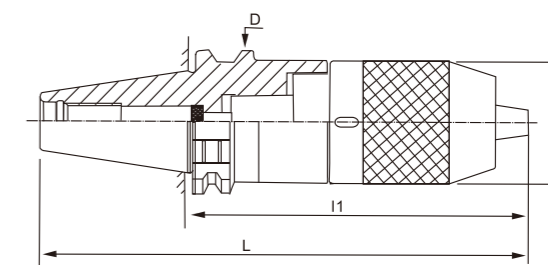
※扳手須另購 The spanner must purchase alone

SK-SKA/M 側固式銑刀柄 Side Lock Holder SK-SLA
DIN 69871
DIN 1835B



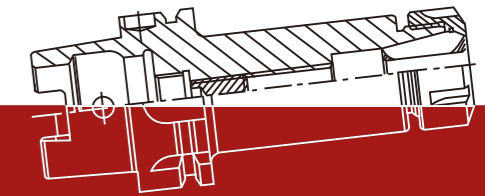
編號 Serial number	型號 Cat.No	d1	d2	L	11	12	13	T
A012-001	-SLA16-63	16	48	63	24	—	63.55	M14X2.0P
A012-002	-SLA20-63	20	52		25			
A012-003	-SLA25-100	25	60		24	24		
A012-004	-SLA32-100	32	63	100	25	25		
A012-005	-SLA16-63	16	48	63	24	—	97.5	M14X2.0P
A012-006	-SLA20-63	20	52		25			
A012-007	-SLA25-80	25	60		80	25		24
A012-008	-SLA32-100	32	63	100	30	32	M16X2.0P	
A012-009	-SLA40-100	40						
A012-010	-SLA42-100	42	90					

SK-APU 壹式鑽夾頭 Drill Chuck Holder SK-APU
DIN 69871

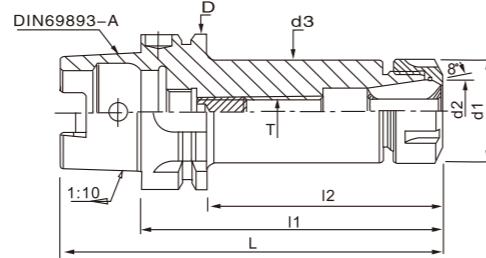


編號 Serial number	型號 Cat.No	L	L1	L2	D	d1	d2	夾持範圍 Clamping range	
A013-001	SK40	-APU13-100	180	100	75	63.55	50	13	1-13
A013-002		-APU13-100	213.75						
A013-003	SK50	-APU16-110	218.75	110	80	97.50	57	16	1-16

※扳手須另購 Wrench need to order
※非標可訂制 Non-standard parts can be ordered



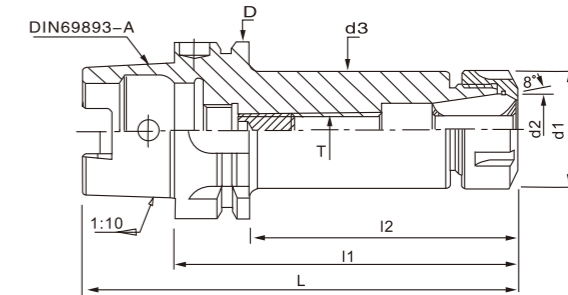
HSK(A)/ER 銑刀柄 Collet Chuck HSK(A)-ER
DIN 69893



編號 Serial number	型號 Cat.No	L	l1	l2	D	d1	d2	d3	T
A019-001	-ER16A-80	105	80	54	50	28	16	28	M10X1.5P
A019-002	-ER16A-100	125	100	74					
A019-003	-ER16A-120	145	120	94					
A019-004	-ER20A-80	105	80	54					
A019-005	-ER20A-100	125	100	74					
A019-006	-ER20A-120	145	120	94					
A019-007	-ER25-80	105	80	54					
A019-008	-ER25-100	125	100	74					
A019-009	-ER25-135	160	135	109					
A019-010	-ER32-80	125	80	74					
A019-011	-ER32-135	160	135	109					
A019-012	-ER32-160	185	160	134					
A019-013	-ER16A-100	132	100	74	63	28	16	28	M10X1.5P
A019-014	-ER16A-150	182	150	124					
A019-015	-ER20A-100	132	100	74					
A019-016	-ER20A-150	182	150	124					
A019-017	-ER25-100	132	100	74					
A019-018	-ER25-150	182	150	124					
A019-019	-ER32-100	132	100	74					
A019-020	-ER32-150	182	150	124					
A019-021	-ER32-200	232	200	174					
A019-022	-ER40-100	132	100	74					
A019-023	-ER40-150	182	150	124					
A019-024	-ER40-200	232	200	174					
A019-025	-ER16A-100	150	100	71	100	28	16	28	M10X1.5P
A019-026	-ER16A-160	210	160	131					
A019-027	-ER20A-100	150	100	71					
A019-028	-ER20A-160	210	160	131					
A019-029	-ER25-100	150	100	71					
A019-030	-ER25-160	210	160	161					
A019-031	-ER32-100	150	100	71					
A019-032	-ER32-160	210	160	131					
A019-033	-ER40-120	170	120	91					
A019-034	-ER40-175	225	175	146					
A019-035	-ER40-200	250	200	171					

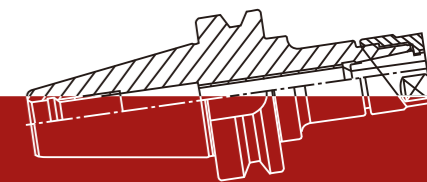
※扳手須訂購 The spanner must purchase alone

HSK(A)/ER 銑刀柄 High Speed Tool Holders HSK(A)-GER
DIN 69893

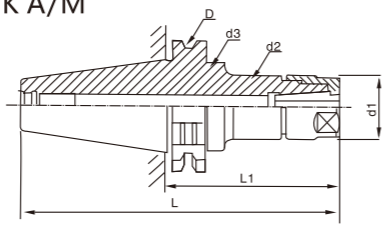


編號 Serial number	型號 Cat.No	L	l1	l2	D	d1	d2	d3	T	
A019-036	-GER16-80	105	80	54	50	28	16	28	M10X1.5P	
A019-037	-GER16-100	125	100	74						
A019-038	-GER16-120	145	120	94						
A019-039	-GER20-80	105	80	54						
A019-040	-GER20-100	125	100	74						
A019-041	-GER20-120	145	120	94						
A019-042	-GER25-80	105	80	54						
A019-043	-GER25-100	125	100	74						
A019-044	-GER25-135	160	135	109						
A019-045	-GER32-80	125	80	74						
A019-046	-GER32-135	160	135	109						
A019-047	-GER32-160	185	160	134						
A019-048	-GER16-100	132	100	74	63	28	16	28	M10X1.5P	
A019-049	-GER16-150	182	150	124						
A019-050	-GER20-100	132	100	74						
A019-051	-GER20-150	182	150	124						
A019-052	-GER25-100	132	100	74						
A019-077	-GER16-100	150	100	71						100
A019-078	-GER16-160	210	160	131						
A019-079	-GER20-100	150	100	71						
A019-080	-GER20-160	210	160	131						
A019-081	-GER25-100	150	100	71						
A019-082	-GER25-160	210	160	161						
A019-083	-GER32-100	150	100	71						
A019-084	-GER32-160	210	160	131						
						34	20	34	M12X1.75P	
						42	25	42	M16X2.0P	
						50	32	50	M16X2.0P	
						63	40	60	M20X2.0P	
						50	32	50	M16X2.0P	

※扳手須訂購 The spanner must purchase alone



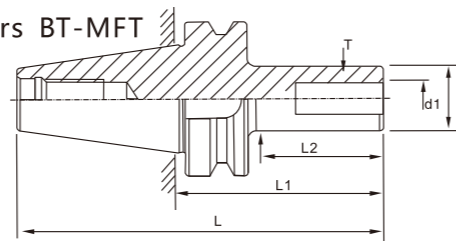
SK-SKA/M 銑刀柄 Tool Holder SK-SK A/M
DIN69871



編號 Serial number	型號 Cat.No	L	D	適用螺帽 Applied nut	夾持範圍 Clamping range	d1	d2	d3				
A014-001	Sk40	-SK10A-60	128.4	SK10-A	1.75-10.0	27.5	29	29				
A014-002		-SK10A-90	158.4					40				
A014-003		-SK16M-60	128.4					SK16-M	2.75-16.0	40	41.9	41.9
A014-004		-SK16M-90	158.4									
A014-005	Sk50	-SK10A-105	206.75	SK10-A	1.75-10.0	27.5	29	29				
A014-006		-SK10A-135	236.75					32				
A014-007		-SK10A-165	266.75					SK16-M	2.75-16.0	40	41.9	41.9
A014-008		-SK16M-105	206.75	50								
A014-009		-SK16M-135	236.75	52								
A014-010		-SK16M-165	266.75									
A014-011		-SK16M-200	296.75									

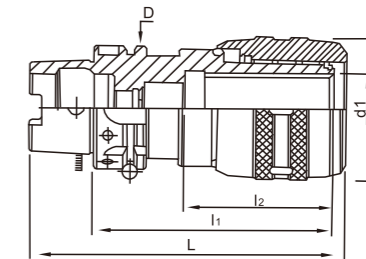
※扳手須訂購 The spanner must purchase alone

BT-MFT 鎖牙式刀柄 Screwed End Mill Holders BT-MFT



編號 Serial number	型號 Cat.No	L	L1	L2	d1	T
A015-001	BT40	-MFT16-M8-60	160.4	95	60	M8
A015-002		-MFT16-M8-110	210.4	145	110	
A015-003		-MFT20-M10-60	160.4	95	60	
A015-004		-MFT20-M10-110	210.4	145	110	
A015-005		-MFT25-M12-60	160.4	95	60	M12
A015-006		-MFT25-M12-110	220.4	155	120	
A015-007		-MFT30-M16-50	150.4	85	50	
A015-008		-MFT30-M16-100	200.4	135	100	
A015-009		-MFT30-M16-140	240.4	175	140	
A015-010	BT50	-MFT35-M16-60	160.4	95	60	M16
A015-011		-MFT35-M16-120	220.4	155	120	
A015-012		-MFT16-M8-60	206.8	105	60	
A015-013		-MFT16-M8-120	266.8	165	120	
A015-014		-MFT20-M10-60	206.8	105	60	M10
A015-015		-MFT20-M10-120	266.8	165	120	
A015-016		-MFT25-M12-60	206.8	105	60	
A015-017		-MFT25-M12-120	266.8	165	120	
A015-018		-MFT30-M16-60	206.8	105	60	M16
A015-019		-MFT30-M16-120	266.8	165	120	
A015-020		-MFT35-M16-60	206.8	105	60	
A015-021	-MFT35-M16-120	266.8	165	120		

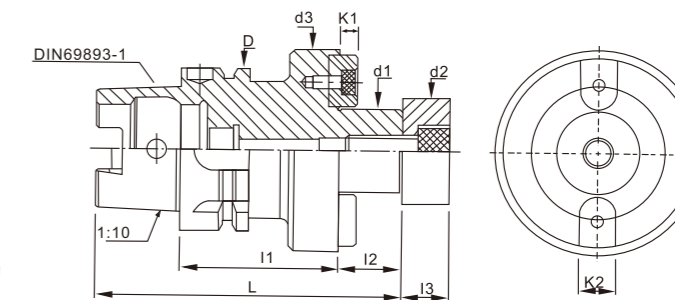
HSK(A)/C 直筒式強力型刀杆 Milling Chucks HSK(A)/C



編號 Serial number	型號 Cat.No	L	l1	l2	D	d1	d2
A017-001	HSK50A	-MLC20-120	140	120	50	20	53
A017-002		-MLC32-120	152			32	73
A017-003	HSK63A	-MLC20-120	150	75	63	20	53
A017-004		-MLC32-120				182	32

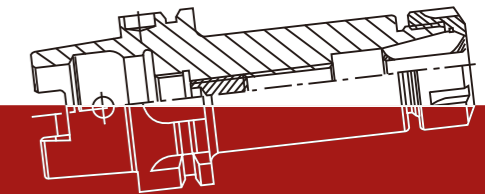
※扳手須訂購 The spanner must purchase alone
※非標可訂制 Non-standard parts can be ordered

HSK(A)/FMB 面銑刀杆 Face Mill Holder HSK(A)-FMB

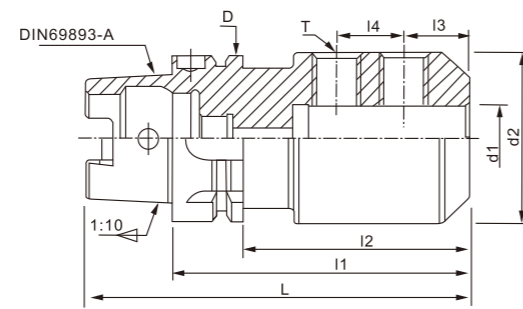


編號 Serial number	型號 Cat.No	l1	l2	l3	d2	d3	K1	K2	
A018-001	HSK50A	-FMB22-60	60	18	14	26	48	4.8	10
A018-002		-FMB27-60			20	16	31.5	60	5.8
A018-003	HSK63A	-FMB22-100	100	18	14	26	48	4.8	10
A018-004		-FMB22-150	150						
A018-005		-FMB22-200	200						
A018-006		-FMB27-100	20	20.5	26	60	5.8	12	
A018-007		-FMB32-100	100						20
A018-008	-FMB40-100	25	25	31.5	78	6.8	14		
A018-009	HSK100A	-FMB22-100	100	18	14	26	48	4.8	10
A018-010		-FMB22-150	150						
A018-011		-FMB22-200	200						
A018-012		-FMB27-100	20	16	41	60	5.8	12	
A018-013		-FMB32-100	100						22
A018-014		-FMB40-100	25	25	20.5	68	8.3	16	

※扳手須訂購 The spanner must purchase alone
※非標可訂制 Non-standard parts can be ordered



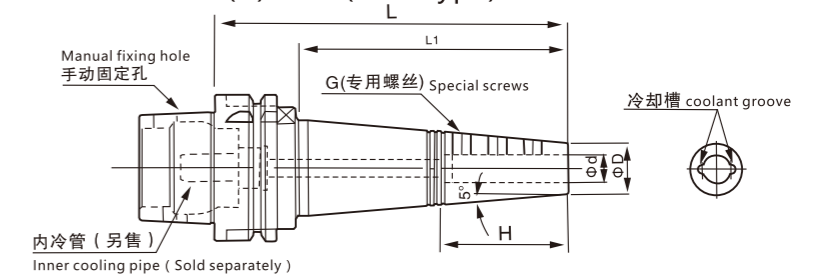
HSK(A)/SLA 側固式刀杆 Side Lock Holder HSK(A)-SLA
DIN 1835



編號 Serial number	型號 Cat.No	L	l1	l2	l3	D	d2	T		
A020-001	-SLA6-65	90	65	39	18	50	25	M6X1.0P		
A020-002	-SLA8-65				20		28	M8X1.25P		
A020-003	-SLA10-65				25		35	M10X1.5P		
A020-004	-SLA12-80	105	80	54	22.5	63	42	M12X1.75P		
A020-005	-SLA14-80						44		48	M14X2.0P
A020-006	-SLA16-80						50		52	
A020-007	-SLA18-80						52	42	M12X1.75P	
A020-008	-SLA20-80						44	48		M14X2.0P
A020-009	-SLA12-100						50	52		
A020-010	-SLA14-100	132	100	74	24	100	42	M12X1.75P		
A020-011	-SLA16-100						44		48	M14X2.0P
A020-012	-SLA18-100						50		52	
A020-013	-SLA20-100						65	72	M18X2.0P	
A020-014	-SLA25-110						72	72		M20X2.0P
A020-015	-SLA32-110						72	72		
A020-016	-SLA12-100	150	100	71	22.5	100	42	M12X1.75P		
A020-017	-SLA14-100						44		48	M14X2.0P
A020-018	-SLA16-100						50		52	
A020-019	-SLA18-100						65	72	M18X2.0P	
A020-020	-SLA20-100						72	72		M20X2.0P
A020-021	-SLA25-120						72	72		
A020-022	-SLA32-120	170	120	91	24	100	72	M20X2.0P		
A020-023	-SLA40-120						90		90	90

※非標可訂制 Non-standard parts can be ordered

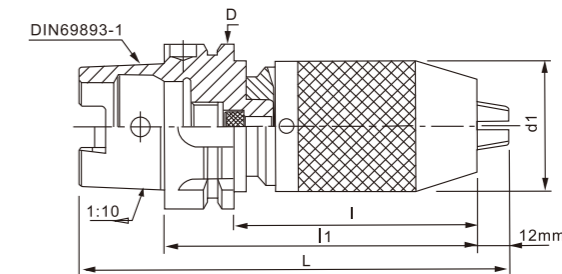
HSK(A)/SLA 細柄 Side Lock Holder HSK(A)-SSL (Slim Type)
DIN 69893



編號 Serial number	型號 Cat.No	φd	φD	L	L1	H	G		
A020-024	-SSL 3-135	3	10	135	99	—	M3		
A020-025	-SSL 4-135	4	11				M4		
A020-026	-SSL 6-135	6	13				M6		
A020-027	-SSL 8-135	8	15	150	114	48			
A020-028	-SSL10-150	10	17					M8	
A020-029	-SSL12-150	12	22				70		
A020-030	-SSL16-150	16	26	150	110	M6			
A020-031	6-150	6	13					200	160
A020-032	-200	8	15				150		
A020-033	-SSL 8-150	8	15	200	160	—			
A020-034	-200	10	17					150	110
A020-035	-SSL10-150	10	17				200		
A020-036	-200	12	22	150	110	M8			
A020-037	-SSL12-150	12	22					200	160
A020-038	-200	16	26				150		
A020-039	-SSL16-150	16	26	200	160	M8			
A020-040	-200	20	30					150	110
A020-041	-SSL16-150	20	30				200		
A020-042	-200	20	30	200	160	—			

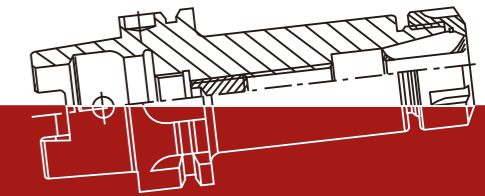
※非標可訂制 Non-standard parts can be ordered

HSK(A)/APU 壹體式鑽夾頭 Drill Chuck Holder HSK(A)-APU
DIN 69893

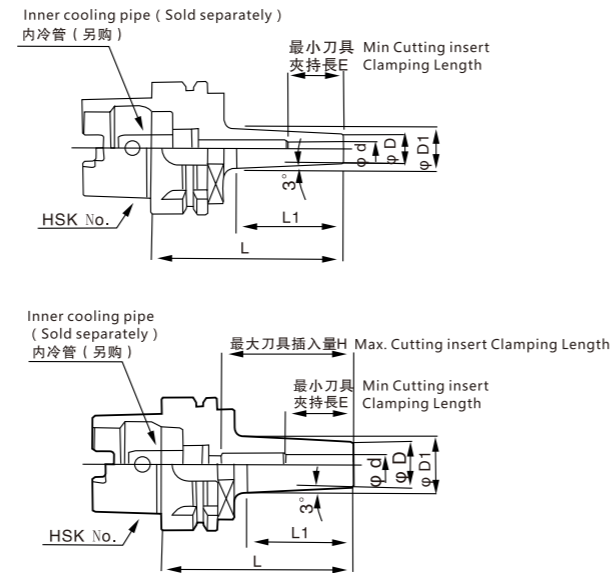


編號 Serial number	型號 Cat.No	L	l1	l2	D	d1	d2
A021-001	HSK50A -APU13-110	147	84	55	50	50	5
A021-002	HSK63A -APU13-110	154			63		10
A021-003	HSK100A -APU13-120	182	91	75	100		13

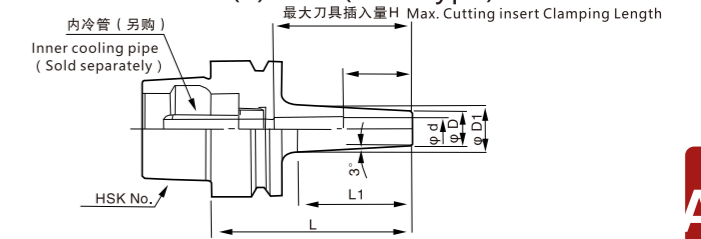
※扳手須訂購 The spanner must purchase alone



HSK/SRC 熱縮刀柄(標準型) Shrink Fit Holder HSK-SRC (Standard Type)



HSK(E)/SRC 熱縮刀柄(細長型) Shrink Fit Holder HSK(E)-SRC (Slim Type)



編號 Serial number	型號 Cat.No	d	D	D1	L	L1	最小刀具夾持長 E Min Cutting Length	最大刀具插入長 H Max. Cutting Length	重量 (kg) Weight (kg)	
A021-025	HSK40E	4	7	10.0	60	60	16	44	0.22	
A021-026					90					
A021-027		6	10	15.0	75		26	52		0.24
A021-028					100					
A021-029		8	13	18.0	100		49	62		0.26
A021-030					75					
A021-031		10	16	21.0	75		32	62		0.29
A021-032					100					
A021-033		12	19	24.0	100		36	62		0.31
A021-034					75					
A021-035	HSK50E	6	10	14.5	75	43	26	52	0.45	
A021-036					100					
A021-037		8	13	17.5	100		32	60		0.46
A021-038					75					
A021-039		10	16	20.5	75		36	60		0.48
A021-040					100					
A021-041		12	19	23.5	100		36	60		0.51
A021-042					75					

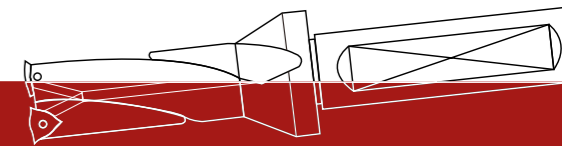
HSK(A)/MTA 莫氏鑽頭套筒 Morse Taper Holder HSK-MTA
DIN 69893



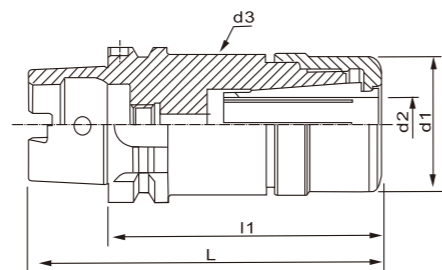
編號 Serial number	型號 Cat.No	L	l1	l2	l3	d1	d2	K1
A022-001	HSK50A	-MTA1-100	125	100	74	56	25	12.065
A022-002		-MTA2-120	145	120	94	67	32	17.780
A022-003		-MTA3-140	165	140	114	84	40	23.825
A022-004	HSK63A	-MTA1-100	132	100	74	56	25	12.065
A022-005		-MTA2-120	152	120	94	67	32	17.780
A022-006		-MTA3-140	172	140	114	84	40	23.825
A022-007	HSK100A	-MTA4-160	192	160	134	107	48	31.267
A022-008		-MTA1-110	160	110	81	56	25	12.065
A022-009		-MTA2-120	170	120	91	67	32	17.780
A022-010	HSK100A	-MTA3-150	200	150	121	84	40	23.825
A022-011		-MTA4-170	220	170	141	107	48	31.267
A022-012		-MTA5-200	250	200	171	133	63	44.399

編號 Serial number	型號 Cat.No	d	D	D1	L	L1	最小刀具夾持長 E Min Cutting Length	最大刀具插入長 H Max. Cutting Length	重量 (kg) Weight (kg)					
A021-004	HSK63A	-SRC 4- 90	4	10	14.7	90	16	68	0.85					
A021-005		-SRC 6- 90	6	14	19.0									
A021-006		-SRC 8- 90	8	18	23.0									
A021-007		-SRC 10- 90	10	22	27.0									
A021-008		-SRC 12- 90	12	24	29.0									
A021-009		-SRC 16-90	16	28	33.0		50	38	65	1.02				
A021-010					-165						40.5	165	118	80
A021-011		-SRC 20-90	20	34	39.5		90	52	42	65	1.11			
A021-012					-165							46.5	165	121
A021-013		HSK100A	-SRC6- 105	6	14		20.0	105	57	26	2.47			
A021-014	-165					26.5	165					117		
A021-015	-SRC8- 105		8	18	24.0	105	57					-	2.52	
A021-016					-165									30.5
A021-017	-SRC10-105		10	22	28.0	105	57					32	2.58	
A021-018					-165									34.5
A021-019	-SRC12-105		12	24	30.0	105	57					36	2.61	
A021-020					-165									36.5
A021-021	-SRC16-105		16	28	34.0	105	57					38	72	2.99
A021-022					-165									
A021-023	-SRC20-105	20	34	40.0	105	57	42	72	2.77					
A021-024				-165						46.5	165	117		

1. 請使用柄徑公差h6以內的硬質合金刀具。
 ※標記的請使用柄徑公差h5以內的硬質合金刀具。
 2. 有內冷孔，可中心內冷。
 Please use hard alloy cutting tools with handle diameter tolerance H6
 There is a cold hole inside, cold in the center



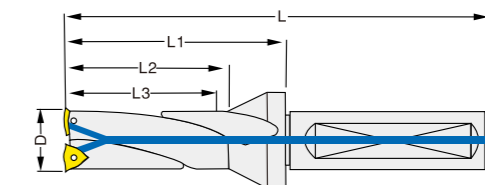
HSK-GSK 銑刀柄 Tool Holders HSK-GSK
DIN 69893



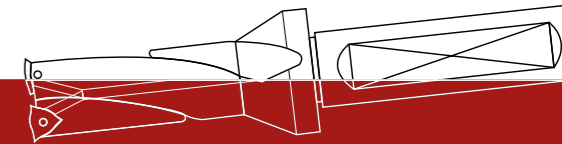
編號 Serial number	型號 Cat.No	L	適用螺帽 Applied nut	夾持範圍 Clamping range	d1	d2	d3
A023-001	HSK40E	-GSK10-70	GSK10	1.75-10.0	27.5	29	29
A023-002	HSK50A	-GSK6-60	GSK6	0.7-6.0	19.5	20.5	20.5
A023-003		-GSK6-90					32
A023-004	HSK50A	-GSK10-60	GSK10	1.75-10.0	27.5	29	29
A023-005		-GSK10-90					
A023-006	HSK63A	-GSK16-90	GSK16	2.75-16.0	40	41.9	41.9
A023-007		-GSK6-60	GSK6	0.7-6.0	19.5	20.5	20.5
A023-008	HSK63A	-GSK6-90					32
A023-009		-GSK6-120					
A023-010	HSK63A	-GSK10-60	GSK10	1.75-10.0	27.5	29	29
A023-011		-GSK10-90					
A023-012	HSK63A	-GSK10-120					40
A023-013		-GSK10-150					
A023-014	HSK100A	-GSK16-60	GSK16	2.75-16.0	40	41.9	41.9
A023-015		-GSK16-90					
A023-016	HSK100A	-GSK16-120					29
A023-017		-GSK16-150					
A023-018	HSK100A	-GSK10-105	GSK10	1.75-10.0	27.5	29	29
A023-019		-GSK10-135					
A023-020	HSK100A	-GSK10-165					32
A023-021		-GSK16-155	GSK16	2.75-16.0	40	41.9	41.9
A023-022	HSK100A	-GSK16-185					50
A023-023		-GSK16-215					
A023-024	HSK100A	-GSK16-245					52

※扳手須訂購 The spanner must purchase alone

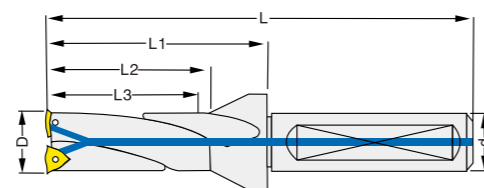
SD 捨棄式快速鑽頭 (2倍長) Indexable Drill 2x Diameter



規格 Specification	D	L	L1	L2	L3	d	刀片 Inserts	M Screw	T Wrench
A 25-SD16-32L	16	114	58	37	32	25	WC_0302	M2.5-6.3-3.35-60	T8
A 25-SD17-34L	17	116	60	39	34	25			
A 25-SD18-36L	18	119	63	41	36	25			
A 25-SD19-38L	19	122	65	43	38	25			
A 25-SD20-40L	20	125	69	46	40	25	WC_0402	M2.5-6.3-3.35-60	T8
A 25-SD21-42L	21	127	71	47	42	25			
A 32-SD22-44L	22	129	73	49	44	32			
A 32-SD23-46L	23	132	76	51	46	32			
A 32-SD24-48L	24	135	79	54	48	32	WC_0503	M3-8.0-4.4-60	T9
A 32-SD25-50L	25	138	82	56	50	32			
A 32-SD26-52L	26	144	84	57	52	32			
A 32-SD27-54L	27	146	86	59	54	32			
A 32-SD28-56L	28	149	89	61	56	32	WC_06T3	M3.5-8.0-5.3-60	T15
A 32-SD29-58L	29	151	91	63	58	32			
A 32-SD30-60L	30	155	95	66	60	32			
A 32-SD31-62L	31	158	98	68	62	32			
A 32-SD32-64L	32	160	100	70	64	32	WC_0804	M4-10-5.7-60	T15
A 32-SD33-66L	33	163	103	73	66	32			
A 32-SD34-68L	34	165	105	74	68	32			
A 32-SD35-70L	35	168	108	76	70	32			
A 32-SD36-72L	36	167	107	75	72	32	WC_0804	M4-10-5.7-60	T15
A 32-SD37-74L	37	173	113	80	74	32			
A 32-SD38-76L	38	176	116	82	76	32			
A 32-SD39-78L	39	178	118	84	78	32			
A 40-SD40-80L	40	191	121	86	80	40	WC_0804	M4-10-5.7-60	T15
A 40-SD41-82L	41	194	124	88	82	40			
A 40-SD42-84L	42	196	126	90	84	40			
A 40-SD43-86L	43	198	128	92	86	40			
A 40-SD44-88L	44	201	131	94	88	40	WC_0804	M4-10-5.7-60	T15
A 40-SD45-90L	45	203	133	96	90	40			
A 40-SD46-92L	46	206	136	98	92	40			
A 40-SD47-94L	47	208	138	100	94	40			
A 40-SD48-96L	48	211	141	102	96	40	WC_0804	M4-10-5.7-60	T15
A 40-SD49-98L	49	214	143	104	98	40			
A 40-SD50-100L	50	212	142	108	100	40			

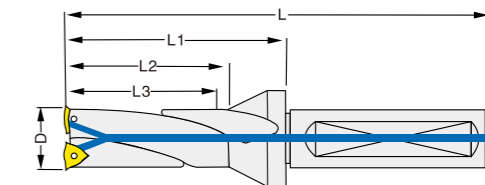


SD 捨棄式快速鑽頭 (4倍長) Indexable Drill 4x Diameter

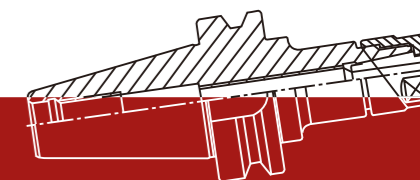


規格 Specification	D	L	L1	L2	L3	d	刀片 Inserts	M Screw	T Wrench
A 25-SD14-56L	14	129	79	59	56	25	WC_0302	M2.5-6.3-3.35-60	T8
A 25-SD15-60L	15	133	83	62	60	25			
A 25-SD16-64L	16	146	90	69	64	25			
A 25-SD17-68L	17	150	94	73	68	25			
A 25-SD18-72L	18	155	99	77	72	25			
A 25-SD19-76L	19	159	103	81	76	25			
A 25-SD20-80L	20	165	109	86	80	25			
A 25-SD21-84L	21	169	113	89	84	25			
A 32-SD22-88L	22	173	117	93	88	32	WC_0402	M2.5-6.3-3.35-60	T8
A 32-SD23-92L	23	178	122	97	92	32			
A 32-SD24-96L	24	183	127	102	96	32			
A 32-SD25-100L	25	188	132	106	100	32			
A 32-SD26-104L	26	196	136	109	104	32			
A 32-SD27-108L	27	200	140	113	108	32			
A 32-SD28-112L	28	205	145	117	112	32	WC_0503	M3-8.0-4.4-60	T9
A 32-SD29-116L	29	209	149	121	116	32			
A 32-SD30-120L	30	215	155	126	120	32			
A 32-SD31-124L	31	220	160	130	124	32			
A 32-SD32-128L	32	224	164	134	128	32	WC_06T3	M3.5-8.0-5.3-60	T15
A 32-SD33-132L	33	229	169	138	132	32			
A 32-SD34-136L	34	233	173	142	136	32			
A 32-SD35-140L	35	238	178	146	140	32			
A 32-SD39-156L	39	256	196	162	156	32			
A 40-SD41-164	41	276	208	170	164	40			
A 40-SD44-176L	44	289	219	182	176	40			
A 40-SD47-188L	47	302	231	194	188	40			
A 40-SD49-196L	49	311	241	202	196	40			
A 40-SD54-216L	54	316	261	222	216	40			
A 40-SD59-236L	59	344	281	242	236	40			

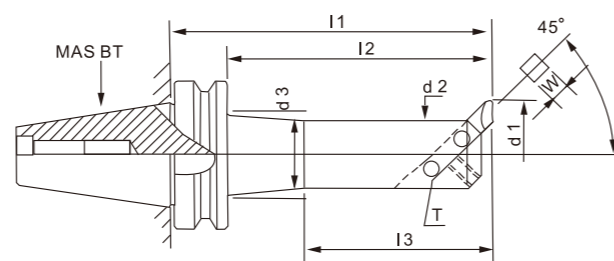
SD 捨棄式快速鑽頭 (3倍長) Indexable Drill 3x Diameter



規格 Specification	D	L	L1	L2	L3	d	刀片 Inserts	M Screw	T Wrench
A 25-SD14-42L	14	115	65	45	42	25	WC_0302	M2.5-6.3-3.35-60	T8
A 25-SD15-45L	15	118	68	47	45	25			
A 25-SD16-48L	16	130	74	53	48	25			
A 25-SD17-51L	17	133	77	56	51	25			
A 25-SD18-54L	18	137	81	59	54	25			
A 25-SD19-57L	19	140	84	62	57	25			
A 25-SD20-60L	20	145	89	66	60	25			
A 25-SD21-63L	21	148	92	68	63	25			
A 32-SD22-66L	22	151	95	71	66	32	WC_0402	M2.5-6.3-3.35-60	T8
A 32-SD23-69L	23	155	99	74	69	32			
A 32-SD24-72L	24	159	103	78	72	32			
A 32-SD25-75L	25	163	107	81	75	32			
A 32-SD26-78L	26	170	110	83	78	32			
A 32-SD27-81L	27	173	113	86	81	32			
A 32-SD28-84L	28	177	117	89	84	32	WC_0503	M3-8.0-4.4-60	T9
A 32-SD29-87L	29	180	120	92	87	32			
A 32-SD30-96L	30	185	125	96	90	32			
A 32-SD31-93L	31	189	129	99	93	32			
A 32-SD32-96L	32	192	132	102	96	32	WC_06T3	M3.5-8.0-5.3-60	T15
A 32-SD33-99L	33	196	136	105	99	32			
A 32-SD34-102L	34	199	139	108	102	32			
A 32-SD35-105L	35	203	143	111	105	32			
A 32-SD36-108L	36	203	143	111	108	32			
A 32-SD37-111L	37	210	150	117	111	32			
A 32-SD38-114L	38	214	154	120	114	32			
A 32-SD39-117L	39	217	157	123	117	32			
A 40-SD40-120L	40	231	161	126	120	40			
A 40-SD41-123L	41	235	165	129	123	40			
A 40-SD42-126L	42	238	168	132	126	40	WC_0804	M4-10-5.7-60	T15
A 40-SD43-129L	43	241	171	135	129	40			
A 40-SD44-132L	44	245	175	138	132	40			
A 40-SD45-135L	45	248	178	141	135	40			
A 40-SD46-138L	46	252	182	144	138	40			
A 40-SD47-141L	47	255	185	147	141	40			
A 40-SD48-144L	48	259	189	150	144	40			
A 40-SD49-147L	49	262	192	153	147	40			
A 40-SD50-150L	50	262	192	158	150	40			
A 40-SD51-153L	51	262	192	162	153	40			



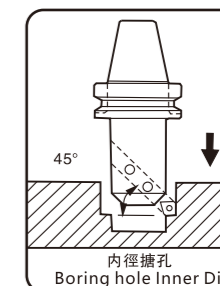
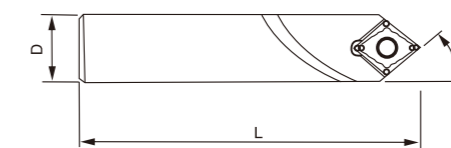
BT-BSA 45° 粗鏜孔刀杆 Rough Boring Holder BT-BSA 45°
MAS 403 BT



編號 Serial number	型號 Cat.No	d1		d2	d3	l2	l3	W	T		
		最小加工孔 Min. Drilled hole	最大加工孔 Max. Drilled hole								
A024-001	BT40	-BSA25-120	29	38	20	22	93	35	8	M6	
A024-002		-BSA30-150	30	42	24	26	123	40			
A024-003		-BSA38-165	38	52	30	33	138	50			
A024-004		-BSA42-165	42	56	34	37	138				
A024-005		-BSA50-165	50	65	40	44	138		65	10	M8
A024-006		-BSA62-180	62	90	50	56	153	80	13	16	M10
A024-007		-BSA72-180	72	110	60	—	153	95	19		
A024-008		-BSA90-180	90	125	75	—	153	110			
A024-009		BT50	-BSA25-135	25	38	20	22	97	35	8	M6
A024-010	-BSA30-165		30	42	24	26	127	40			
A024-011	-BSA38-180		38	52	30	33	142	50	10		
A024-012	-BSA42-210		42	56	34	37	172	60			
A024-013	-BSA50-180		50	65	40	44	142	65		13	M10
A024-014	-BSA50-240						202				
A024-015	-BSA62-195		62	90	50	56	157	80	16		
A024-016	-BSA62-270		—	—	—	—	232				
A024-017	-BSA72-195		72	110	60	66	157	95		19	M12
A024-018	-BSA72-285						247				
A024-019	-BSA90-210						172		110		
A024-020	-BSA90-300		90	125	75	80	262				
A024-021	-BSA105-195		105	160	90	94	157	247	130		
A024-022	-BSA105-285						217				
A024-023	-BSA130-255						130			190	110

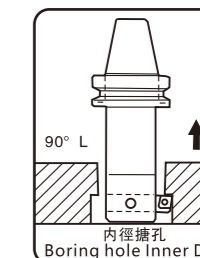
※非標可訂制 Non-standard parts can be ordered

BSB 捨棄式搪孔刀 Square Boring Bar BSB



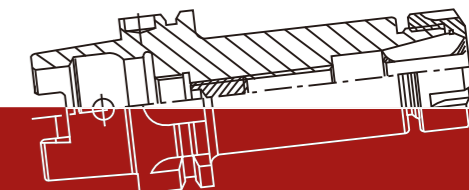
編號 Serial number	型號 Cat.No	D	L	角度 Angle	適用刀片 Applied Insert	螺釘 Screw	扳手 Spanner	
A024-066	BSB-308	8	55	30°	CCMT0602	M2.5-6.0-3.5-60	T9	
A024-067	BSB-310	10	65		CCMT09T3	M4-10-5.7-60	T15	
A024-068	BSB-313	13	80		CCMT1204	M5-11-7.5-60	T20	
A024-069	BSB-316	16	120		45°	CCMT0602	M2.5-6.0-3.5-60	T9
A024-070	BSB-319	19	140			CCMT09T3	M4-10-5.7-60	T15
A024-071	BSB-325	25	150	CCMT1204		M5-11-7.5-60	T20	
A024-072	BSB-408	8	55	90°		CCMT0602	M2.5-6.0-3.5-60	T9
A024-073	BSB-410	10	65			CCMT09T3	M4-10-5.7-60	T15
A024-074	BSB-413	13	80		CCMT1204	M5-11-7.5-60	T20	
A024-075	BSB-416	16	120		90°	CCMT0602	M2.5-6.0-3.5-60	T9
A024-076	BSB-419	19	140			CCMT09T3	M4-10-5.7-60	T15
A024-077	BSB-425	25	150	CCMT1204		M5-11-7.5-60	T20	
A024-078	BSB-908	8	55	90°		CCMT0602	M2.5-6.0-3.5-60	T9
A024-079	BSB-910	10	65			CCMT09T3	M4-10-5.7-60	T15
A024-080	BSB-913	13	80		CCMT1204	M5-11-7.5-60	T20	
A024-081	BSB-916	16	120		90°	CCMT0602	M2.5-6.0-3.5-60	T9
A024-082	BSB-919	19	140			CCMT09T3	M4-10-5.7-60	T15
A024-083	BSB-925	25	150	CCMT1204		M5-11-7.5-60	T20	

背搪專用 Square Boring Bar



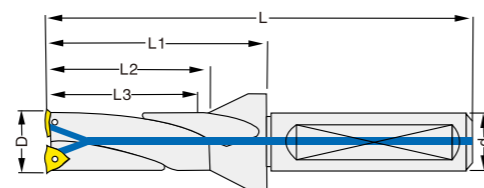
編號 Serial number	型號 Cat.No	D	L	角度 Angle	適用刀片 Applied Insert	螺釘 Screw	扳手 Spanner	
A024-084	BSB-908L	8	55	90°	CCMT0602	M2.5-6.0-3.5-60	T9	
A024-085	BSB-910L	10	65		CCMT09T3	M4-10-5.7-60	T15	
A024-086	BSB-913L	13	80		CCMT1204	M5-11-7.5-60	T20	
A024-087	BSB-916L	16	120		90°	CCMT1204	M5-11-7.5-60	T20
A024-088	BSB-919L	19	140					
A024-089	BSB-925L	25	150	CCMT1204	M5-11-7.5-60	T20		

特點 ● 適用於BSA、BSB粗搪刀杆、ABH精搪刀。 ● BSB適合重切削加工



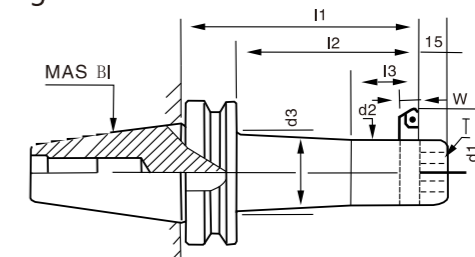
規格 Specification	D	L	L1	L2	L3	d	刀片 Inserts	M Screw	T Wrench
A 40-SD52-156L	52	262	192	165	156	40	WC_0804	M4-10-5.7-60	T15
A 40-SD53-159L	53	262	192	168	159	40			
A 40-SD54-162L	54	262	192	170	162	40			
A 40-SD55-165L	55	262	192	175	165	40			
A 40-SD56-168L	56	275	205	180	168	40			
A 40-SD57-171L	57	275	205	185	171	40			
A 40-SD58-174L	58	280	205	185	174	40			
A 40-SD59-177L	59	285	215	187	177	40			
A 40-SD60-180L	60	285	215	190	180	40			

SD 捨棄式快速鑽頭 (3倍長) Indexable Drill 3x Diameter

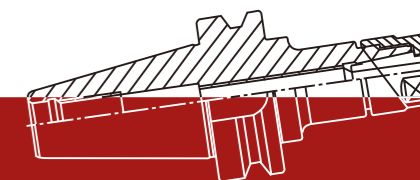


規格 Specification	D	L	L1	L2	L3	d	刀片 Inserts	M Screw	T Wrench
A25-SD14.5-42L	14.5	115	65	45	42	25	WC_0302	M2.5-6.3-3.35-60	T8
A25-SD15.5-45L	15.5	118	68	47	45	25			
A25-SD16.5-48L	16.5	130	74	53	48	25			
A25-SD17.5-51L	17.5	133	77	56	51	25			
A25-SD18.5-54L	18.5	137	81	59	54	25			
A25-SD19.5-57L	19.5	140	84	62	57	25			
A25-SD20.5-60L	20.5	145	89	66	60	25			
A25-SD21.5-63L	21.5	148	92	68	63	25			
A32-SD22.5-66L	22.5	151	95	71	66	32	WC_0402	M2.5-6.3-3.35-60	T8
A32-SD23.5-69L	23.5	155	99	74	69	32			
A32-SD24.5-72L	24.5	159	103	78	72	32			
A32-SD25.5-75L	25.5	163	107	81	75	32			

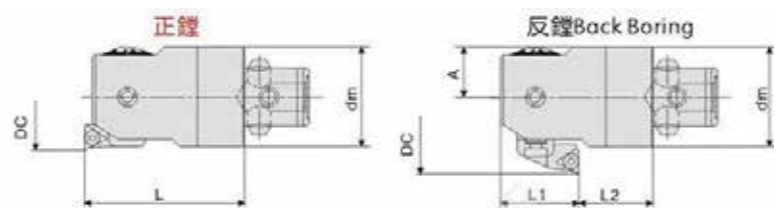
BT BSB 90° 粗鏜孔刀杆 Rough Boring Holder BT-BSB 90° MAS 403 BT



編號 Serial number	型號 Cat.No	d1		d2	d3	l2	l3	W	T	重量(kg) Weight (kg)	
		最小加工孔 Min. Drilled hole	最大加工孔 Max. Drilled hole								
A024-024	BT40	-BSB25 - 120				93					
A024-025		-BSB25 - 165	29	52	20	22	137	35	8	M6	1.2
A024-026		-BSB25 - 200					173				
A024-027		-BSB38 - 150					123				
A024-028		-BSB38 - 200	38	70	30	33	173	55	10	M8	1.7
A024-029		-BSB38 - 250					223				
A024-030		-BSB50 - 165					138				
A024-031		-BSB50 - 200	50	90	40	44	173	70	13	M10	2.5
A024-032		-BSB50 - 250					223				
A024-033		-BSB62 - 180					153				
A024-034	-BSB62 - 250	62	115	50	56	223	80	16	M10	3.6	
A024-035	-BSB62 - 300					273					
A024-036	-BSB90 - 180					153					
A024-037	-BSB90 - 250	90	150	75	-	223	115	19	M12	5.9	
A024-038	-BSB90 - 300					273					
A024-039	-BSB25 - 135					97					
A024-040	-BSB25 - 165	25	52	20	22	127	35	8	M6	4.3	
A024-041	-BSB25 - 200					162					
A024-042	-BSB38 - 180					142					
A024-043	-BSB38 - 250	38	70	30	32	212	55	10	M8	4.9	
A024-044	-BSB38 - 300					262					
A024-045	-BSB50 - 180					142					
A024-046	-BSB50 - 250					212					
A024-047	-BSB50 - 300					262					
A024-048	-BSB50 - 350	50	90	40	44	312	70	13	M10	5.5	
A024-049	-BSB50 - 400					362					
A024-050	-BSB50 - 500					462					
A024-051	-BSB62 - 200					162					
A024-052	-BSB62 - 300	62	115	50	56	262	80	16	M12	9.7	
A024-053	-BSB62 - 400					362					
A024-054	-BSB62 - 500					462					
A024-055	-BSB90 - 200					162					
A024-056	-BSB90 - 220					182					
A024-057	-BSB90 - 300	90	150	75	80	262	115	20	M16	11.4	
A024-058	-BSB90 - 400					362					
A024-059	-BSB90 - 500					462					
A024-060	-BSB90 - 550					512					
A024-061	-BSB105 - 200					162					
A024-062	-BSB105 - 300					262					
A024-063	-BSB105 - 400	105	190	90	90	362	-	25	M16	11.4	
A024-064	-BSB105 - 500					462					
A024-065	-BSB105 - 600					562					

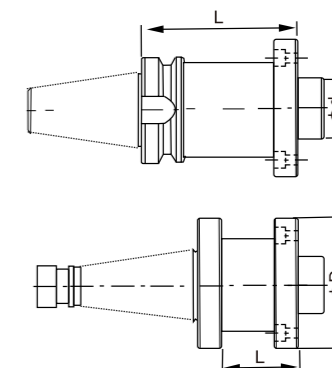


EWN 微調精鏜頭 Micro-Boring Head EWN
MAS 403 BT



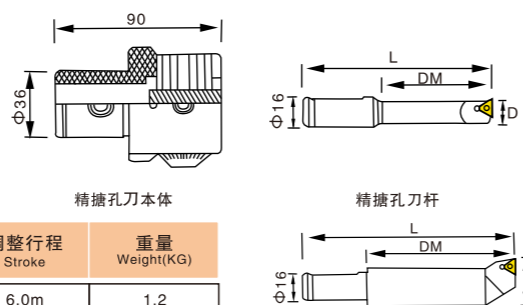
鏜頭型號 Model size	對應基礎柄 CK No.	刀片座 Insert holder	正鏜 Boring			反鏜 Back boring			反鏜時最小底孔 Min. entry boring for backing boring	刀片 Insert	禁固扭矩 Tightening torque	重量 weight (kg)
			鏜孔範圍 Boring range DC	L	dm	反鏜範圍 Back boring range DC	L1	L2				
EWN 20-36CKB1	CK1	ENH1-1	20-26	32.5	19	-	10.5	19	10	Tp08	0.5N.m	0.07
			25-31			30-31						
			30-36			30-36						
EWN 25-47CKB2	CK2	ENH2-1	25-33	35.5	24	-	11.5	21	12.5	Tp08	0.5N.m	0.12
			32-40			36-40						
			39-47			39-47						
EWN 32-60CKB3	CK3	ENH3-1	32-42	40	31	-	10	25	16	Tp08	0.5N.m	0.21
			41-51			46-51						
			50-60			50-60						
EWN 41-74CKB4	CK4	ENH4-1	41-54	47	39	-	14	29	20	Tp08	1.5N.m	0.40
			50-63			53-63						
			61-74			61-74						
EWN 53-95CKB5	CK5	ENH5-1	53-70	57	49	-	19	34	25.5	Tp08	2.5N.m	1.10
			65-82			69-82						
			78-95			78-95						
EWN 68-150CKB6	CK6	ENH6-1	68-100	71	63	80-100	22	45.2	32.5	TC11	6N.m	1.74
			94-126			94-126						
			118-150			118-150						
EWN 100-203CKB6	CK6	ENH6-1	112-153	71	63	112-153	22	45.2	45.5	TC11	10N.m	2.46
			126-179			126-179						
			150-203			150-203						

NBH 鏜刀柄 Rough Boring Holder NBH



編號 Serial number	型號 Cat.No	L	d	D
A026-001	NBH-BT50-100L	100	phi 35	phi 84
A026-002	NBH-BT50-165L	165		
A026-003	NBH-BT50-200L	200		
A026-004	NBH-BT50-250	250		
A026-005	NBH-BT50-300	300		
A026-006	NBH-BT50-400	400		
A026-007	NBH-NT50-100L	100		
A026-008	NBH-NT50-150L	150		
A026-009	NBH-NT50-200	200		
A026-010	NBH-NT50-250	250		
A026-011	NBH-NT50-300	300		
A026-012	NBH-NT50-400	400		
A026-013	NBH-NT50-500	500		

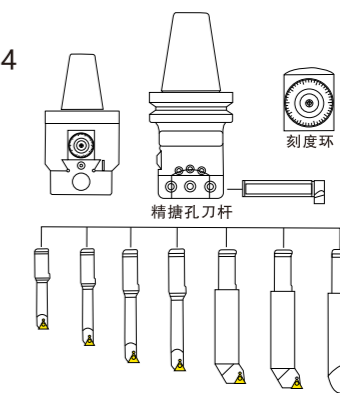
NBJ 16 微調精鏜孔系統 Micro-Boring Tool
MAS 403 BT



編號 Serial number	型號 Cat.No	鏜孔範圍 Boring Range	調整精度 Tuning precision	調整行程 Stroke	重量 Weight(KG)
A027-027	SBJ 16	phi 6-phi 51	phi 0.01/格	6.0m	1.2

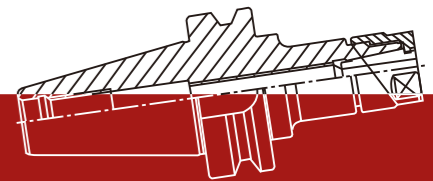
編號 Serial number	型號 Cat.No	鏜孔範圍 Boring Range	D	L1	L	適用刀片 Applicable inserts	螺釘 Clamp screw	扳手 screw	重量 Weight (kg)
A027-028	SBJ-1606-24	6-9	30	24	73	WBGTO601..L	M2X4	T6	0.014
A027-029	SBJ-1608-32	8-11		32	80	TPGH0601..L	M2X5		0.077
A027-030	SBJ-1610-40	10-13		40	87	TPGH0902..L	M2.5X6		0.082
A027-031	SBJ-1612-53	12-15		53	98	TPGH1103..L	M3.0X7	T8	0.095
A027-032	SBJ-1614-60	14-17		68	110				0.101
A027-033	SBJ-1616-68	16-21		83	125				0.143
A027-034	SBJ-1620-83	20-26		90	128				0.203
A027-035	SBJ-1625-90	25-31		90	128	0.275			
A027-036	SBJ-1630-90	30-36		90	128	0.275			
A027-038	SBJ-1635-90	35-41		90	128	0.280			
A027-039	SBJ-1640-90	40-46		90	128	0.286			
A027-040	SBJ-1645-90	45-51		90	128	0.211			

NBH2084 精密鏜頭 Micro-Boring Head NBH2084
MAS 403 BT



編號 Serial number	型號 Cat.No	鏜孔範圍 Tuning precision	行程	微調	鏜孔直徑	組合刀柄	L	D
A026-000	NBH2084	phi 8-phi 280	28mm	0.01mm	phi 20	NBH	80	84

編號 Serial number	型號 Cat.No	D	D1	L	L1	鏜孔範圍 Boring Range	適用刀片 Applicable inserts	螺釘 Clamp screw	扳手 screw	重量 Weight (kg)					
A026-014	SBJ-2008-32	20	8	76	34	8-11	TBGT060102L	M2-5.0-2.7-6	T6	0.09					
A026-015	SBJ-2010-40					10-13				0.10					
A026-016	SBJ-2012-53					12-17				0.11					
A026-017	SBJ-2016-68					16-21				0.15					
A026-018	SBJ-2020-83					20-26				0.20					
A026-019	SBJ-2025-96					25-135				0.30					
A026-020	SBJ-2030-115					30-140				0.50					
A026-021	SBJ-L20-20					20				97	280	TPGT110304L	M3-8.0-4.0-43	T8	0.25

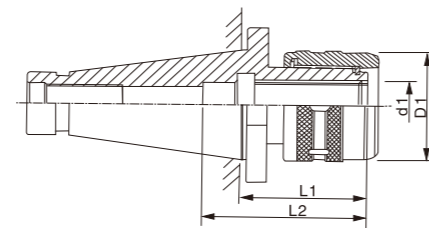


NBH2084 精密鏜孔組 Micro-Boring Tool Set NBH2084
MAS 403 BT



編號 Serial number	型號 Cat.No	鏜孔範圍 Boring Range	主柄軸規格 Spindle handle models	鏜頭型號 Head NO	鏜刀杆 Boring Bar	重量 Weight(KG)
A026-022	BT40-NBH2084-8P	8-280	BT40-NBH-50	NBH2084	SBJ-20..	9.5
A026-023	BT50-NBH2084-8P	8-280	BT50-NBH-55		SBJ-20..	12.0
A026-024	NT40-NBH2084-8P	8-280	NT40-NBH-50		SBJ-20..	9.3
A026-025	NT50-NBH2084-8P	8-280	NT50-NBH-55		SBJ-20..	10.8
A026-026	SK40-NBH2084-8P	8-280	SK40-NBH-50		SBJ-20..	9.5
A026-027	SK50-NBH2084-8P	8-280	SK50-NBH-55		SBJ-20..	12.0
A026-028	R8-NBH2084-8P	8-280	R8-NBH-50		SBJ-20..	10.0

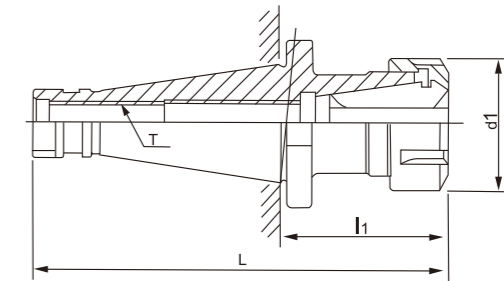
NT-C 強力刀柄 Milling Chucks NT-C
DIN 2080



編號 Serial number	型號 Cat.No	d1	d	L1	L2	DRAW BAR	
						INCH	METRIC
A028-001	NT30	-C20-65	20	55	65	1/2"12UNC	M12X1.75
A028-002		-C25-80	25	80			
A028-003	NT40	-C32-90	32	73	90	5/8"-11UNC	M16X2.0
A028-004		-C32-135			135		
A028-005		-C32-150			150		
A028-006	NT50	-C32-90	42	90	90	1"-8UNC	M24X3.0
A028-007		-C32-150			150		
A028-008	NT60	-C42-110	42	90	90	1 1/4"-7UNC	M30X3.5
A028-009		-C42-110			110		

※扳手須訂購 The spanner must purchase alone

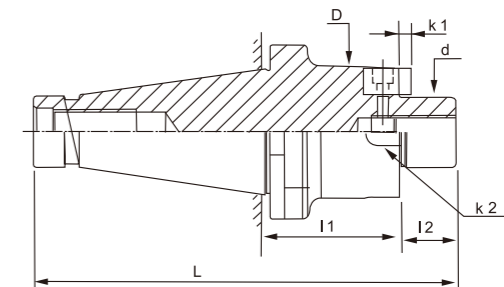
NT-ER 銑刀柄 Collet Chuck NT-ER
DIN 2080



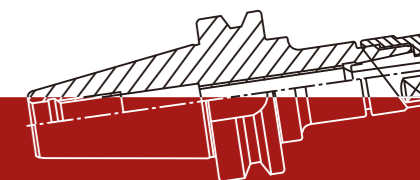
編號 Serial number	型號 Cat.No	L1	L	d1	DRAW BAR		
					INCH	METRIC	
A029-001	NT30	-ER32UM-60	60	128.4	50	1/2"12UNC	M12X1.75
A029-002		-ER40UM-60		138.4	63		
A029-003	NT40	-ER32UM-60	60	153.4	50	5/8"-11UNC	M16X2.0
A029-004		-ER40UM-60		163.4	63		

※扳手須訂購 The spanner must purchase alone

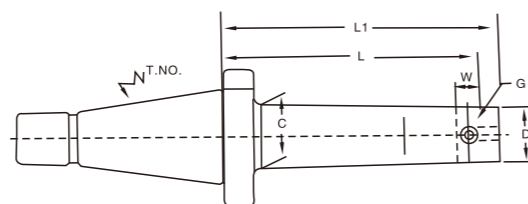
NT-FMB 面銑刀柄 (公制軸芯) Face Mill Holder NT-FMB (Metric Sizes)
DIN 2080



編號 Serial number	型號 Cat.No	d	l1	l2	D	K1	K2	DRAWBOLT		
								INCH	METRIC	
A030-001	NT40	-FMB22-30	22	30	18	4.8	10	5/8"-11UNC	M16X2.0	
A030-002		-FMB27-30	27		20	6.0	12			
A030-003		-FMB32-45	32	45	22	7.8	14			
A030-004		-FMB40-50	40	50	25	8.9	16			
A030-005	NT50	-FMB22-35	22	35	18	4.8	10	1"-8UNC	M24X3.0	
A030-006		-FMB27-35	27		20	6.0	12			
A030-007		-FMB32-30	32		22	7.8	14			
A030-008		-FMB40-30	40	30	25	8.9	16			
A030-009		-FMB60-30	60	75	128.57	10	25.4			
A030-010		-FMB60-75								75
A030-011		-FMB60-100								100
A030-012		-FMB60-150	150							
A030-013		-FMB60-200	200							

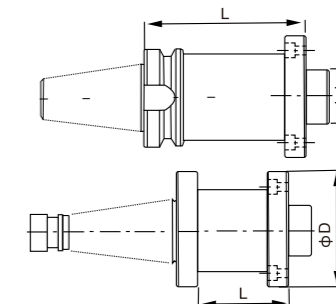


BT-LBK鏜刀柄 Boring Tool Holder



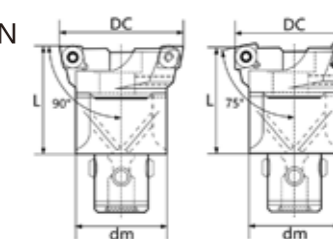
編號 Serial number	型號 Cat.No	d	D	L1	T
A034-001	BT30-LBK1-80	11	19	80	M4
A034-002	BT30-LBK2-80	14	24	80	M5
A034-003	BT30-LBK3-80	18	31	80	M6
A034-004	BT30-LBK4-70	22	39	70	M8
A034-005	BT30-LBK5-60	28	50	60	M10
A034-006	BT30-LBK6-60	36	62	60	M12
A034-007	BT40-LBK1-55	11	19	55	M4
A034-008	BT40-LBK1-75	11	19	75	M4
A034-009	BT40-LBK1-115	11	19	115	M4
A034-010	BT40-LBK2-55	14	24	55	M5
A034-011	BT40-LBK2-85	14	24	85	M5
A034-012	BT40-LBK2-115	14	24	115	M5
A034-013	BT40-LBK2-145	14	24	145	M5
A034-014	BT40-LBK2-175	14	24	175	M5
A034-015	BT40-LBK3-95	18	31	95	M6
A034-016	BT40-LBK3-125	18	31	125	M6
A034-017	BT40-LBK3-155	18	31	155	M6
A034-018	BT40-LBK3-175	18	31	175	M6
A034-019	BT40-LBK3-200	18	31	200	M6
A034-020	BT40-LBK4-85	22	39	85	M8
A034-021	BT40-LBK4-135	22	39	130	M8
A034-022	BT40-LBK4-175	22	39	175	M8
A034-023	BT40-LBK4-200	22	39	200	M8
A034-024	BT40-LBK5-75	28	50	75	M10
A034-025	BT40-LBK5-125	28	50	125	M10
A034-026	BT40-LBK5-175	28	50	175	M10
A034-027	BT40-LBK5-200	28	50	200	M10
A034-028	BT40-LBK6-55	36	62	55	M12
A034-029	BT40-LBK6-115	36	62	115	M12
A034-030	BT40-LBK6-165	36	62	165	M12
A034-031	BT40-LBK6-200	36	62	200	M12
A034-032	BT50-LBK1-75	11	19	75	M4
A034-033	BT50-LBK1-115	11	19	115	M4
A034-034	BT50-LBK1-145	11	19	145	M4
A034-035	BT50-LBK2-110	14	24	110	M5
A034-036	BT50-LBK2-140	14	24	140	M5
A034-037	BT50-LBK2-175	14	24	175	M5
A034-038	BT50-LBK2-205	14	24	205	M5
A034-039	BT50-LBK3-125	18	31	125	M6
A034-040	BT50-LBK3-155	18	31	155	M6
A034-041	BT50-LBK3-180	18	31	180	M6
A034-042	BT50-LBK3-210	18	31	210	M6
A034-043	BT50-LBK3-240	18	31	240	M6
A034-044	BT50-LBK4-115	22	39	115	M8
A034-045	BT50-LBK4-145	22	39	145	M8
A034-046	BT50-LBK4-175	22	39	175	M8
A034-047	BT50-LBK4-205	22	39	205	M8
A034-048	BT50-LBK4-240	22	39	240	M8
A034-049	BT50-LBK4-290	22	39	290	M8
A034-050	BT50-LBK5-105	28	50	105	M10
A034-051	BT50-LBK5-140	28	50	140	M10
A034-052	BT50-LBK5-180	28	50	180	M10
A034-053	BT50-LBK5-210	28	50	210	M10
A034-054	BT50-LBK5-240	28	50	240	M10
A034-055	BT50-LBK5-270	28	50	270	M10
A034-056	BT50-LBK5-300	28	50	300	M10
A034-057	BT50-LBK6-85	36	62	85	M12
A034-058	BT50-LBK6-125	36	62	125	M12
A034-059	BT50-LBK6-170	36	62	170	M12
A034-060	BT50-LBK6-230	36	62	230	M12
A034-061	BT50-LBK6-290	36	62	290	M12
A034-062	BT50-LBK6-350	36	62	350	M12
A034-063	BT50-LBK6-400	36	62	400	M12
A034-064	BT50-LBK6-450	36	62	450	M12
A034-065	BT50-LBK6-500	36	62	500	M12

BST 粗鏜刀柄 Rough Boring Holder

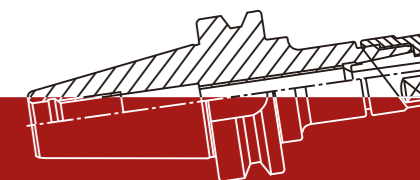


編號 Serial number	型號 Cat.No	L	d	D
A025-038	BST - BT40 - 100L	100	φ50	φ95
A025-039	BST - BT40 - 150L	150		
A025-040	BST - BT40 - 200L	200		
A025-041	BST - BT50 - 100L	100		
A025-042	BST - BT50 - 150L	150		
A025-043	BST - BT50 - 200L	200		
A025-044	BST - BT50 - 250L	250		
A025-045	BST - BT50 - 300L	300		
A025-046	BST - BT50 - 350L	350		
A025-047	BST - BT50 - 400L	400		
A025-048	BST - BT50 - 500L	500		
A025-049	BST - NT50 - 80L	80		
A025-050	BST - NT50 - 120L	120		
A025-051	BST - NT50 - 150L	150		
A025-052	BST - NT50 - 200L	200		
A025-053	BST - NT50 - 250L	250		
A025-054	BST - NT50 - 300L	300		
A025-055	BST - NT50 - 400L	400		
A025-056	BST - NT50 - 450L	500		

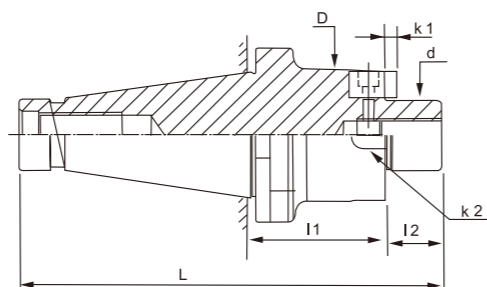
TWN 雙刃粗鏜孔刀 Square Boring with Double Cutter TWN MAS 403 BT



鏜頭型號 Model size	加工範圍 Processing range	對應基礎柄 CK No.	刀片座 Insert holder	L	對應緊固螺栓 組合 (備用) Bolt	對應墊圈組合 (備用) Gasket	禁固扭矩 Tightening torque (n.m)	最大允許轉速 Max. spindle speed (min-1)	重量 weight (kg)
TWN20-31CKB1	20 - 26	CK1	TW2026A	32.5	TW20SS	TW20BS	4	12000	0.06
	25 - 31		TW2531A						0.11
	25 - 33		TW2533A						0.12
TWN25-40CKB2	32 - 40	CK2	TW3240A	35.5	TW25SS	TW25BS	7	9000	0.2
	32 - 42		TW3242A						0.22
TWN32-51CKB3	41 - 51	CK3	TW4151A	40	TW32SS	TW32BS	12	7000	0.4
	41 - 54		TW4154A						0.43
TWN41-65CKB4	53 - 66	CK4	TW5366A	47	TW41SS	TW41BS	20	5500	0.76
	53 - 70		TW5370A						0.83
TWN53-86CKB5	69 - 86	CK5	TW6986A	57	TW53SS	TW53BS	35	4000	1.6
	68 - 90		TW6890A						1.7
TWN68-110CKB6	88 - 110	CK6	TW88110A	71	TW68SS	TW68BS	35	3000	2.3
	98 - 126		TW98126A						2.5
TWN98-153CKB6	125 - 153	CK6	TW125153A	71	TW98SS	TW98BS	40	2000	3.6
	98 - 126		TW98126A						3.8
TWN98-153CKB7	125 - 153	CK7	TW125153A	87	TW98SS	TW98BS	40	2000	3.0
	148 - 176		TW148176A						3.2
TWN148-203CKB6	175 - 203	CK6	TW175203A	71	TW98SS	TW98BS	40	1500	6.0
	148 - 176		TW148176A						6.2
TWN148-203CKB7	175 - 203	CK7	TW175203A	117	TW98SS	TW98BS	40	1500	6.2

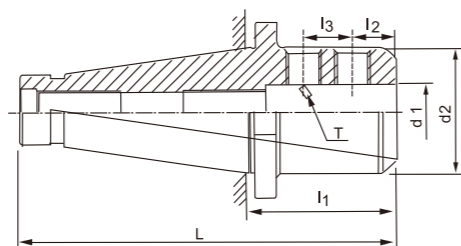


NT-FMA 面銑刀柄 (英制軸芯) Face Mill Holder NT-FMA (Inch Sizes) DIN 2080



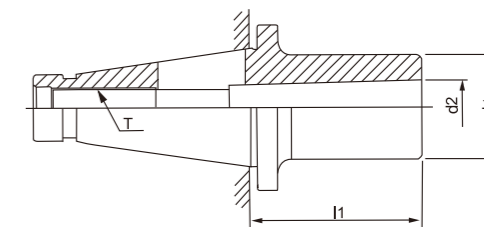
編號 Serial number	型號 Cat.No	d	I1	I2	D	K1	K2	DRAWBOLT		
								INCH	METRIC	
A030-014	NT40	-FMA25.4-20	25.4	20	20	48	4.52	9.52	5/8"-11UNC	M16X2.0
A030-015	NT50	-FMA47.625-24	47.625	24	30	128.57	10	25.4	1"-8UNC	M24X3.0
A030-016		-FMA47.625-75		75						
A030-017		-FMA47.625-100		100						
A030-018		-FMA47.625-150		150						
A030-019		-FMA47.625-200		200						

NT-SLA 側固式銑刀柄 Side Lock Holder NT-SLA DIN 2080



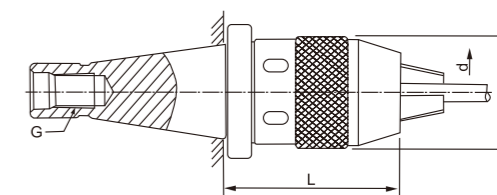
編號 Serial number	型號 Cat.No	d1	d2	I1	I2	I3	T	DRAWBOLT		
								INCH	METRIC	
A031-001	NT40	-SLA16-60	16	45	60	24	—	M14X2.0	5/8"-11UNC	M16X2.0
A031-002		-SLA20-65	20	50	65	25	—	M16X2.0		
A031-003		-SLA25-75	25	60	75	24	25	M18X2.0		
A031-004		-SLA32-90	32	60	90	24	28	M20X2.0		
A031-005		-SLA42-100	42	80	100	30	32	M20X2.0		
A031-006	NT50	-SLA16-63	16	45	63	24	—	M14X2.0	1"-8UNC	M24X3.0
A031-007		-SLA20-63	20	50	63	24	—	M16X2.0		
A031-008		-SLA25-75	25	60	75	24	25	M18X2.0		
A031-009		-SLA32-80	32	60	80	24	28	M20X2.0		
A031-010		-SLA42-100	42	80	100	30	32	M20X2.0		

NT-MTA 莫氏鑽頭刀柄 Morse Taper Holder NT-MTA DIN 2080 DIN 228



編號 Serial number	型號 Cat.No	使用鑽頭 Applied Drill Bit	L1	d1	d2	DRAWBOLT		
						INCH	METRIC	
A032-001	NT40	-MTA1-30	2.0-14.0	30	25	2.0-14.0	5/8"-11UNC	M16X2.0
A032-002		-MTA2-30	14.1-23.0	32	14.1-23.0			
A032-003		-MTA3-45	23.1-32.0	45	40	23.1-32.0		
A032-004		-MTA4-90	32.0-50.0	90	50	32.0-50.0		
A032-005	NT50	-MTA1-30	2.0-14.0	45	32	2.0-14.0	1"-8UNC	M24X3.0
A032-006		-MTA2-45	14.1-23.0	40	23.1-32.0			
A032-007		-MTA3-45	23.1-32.0	75	50	23.1-32.0		
A032-008		-MTA4-75	32.0-50.0	83	65	32.0-50.0		
A032-009		-MTA5-83	50.0-75.0			50.0-75.0		

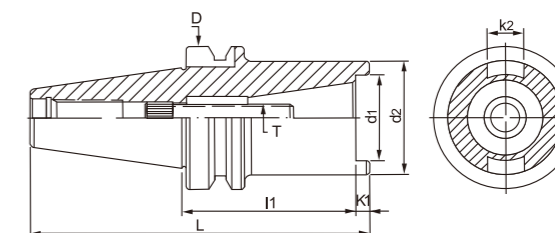
NT-APU 壹體式鑽夾頭 Drill Chuck Holder NT-APU DIN 2080



編號 Serial number	型號 Cat.No	L	D	夾持範圍 Clamping Range	DRAWBOLT	
					INCH	METRIC
A033-001	NT40	110	50	1-13	5/8"-11UNC	M16X2.0
A033-002			57	3-16		
A033-003	NT50	110	50	1-13	1"-8UNC	M24X3.0
A033-004			57	3-16		

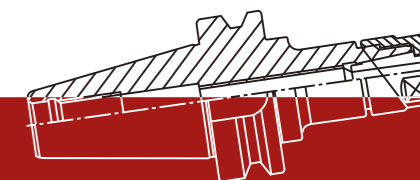
※扳手須訂購 The spanner must purchase alone

BT-TSA 轉換套 Taper Sleeves

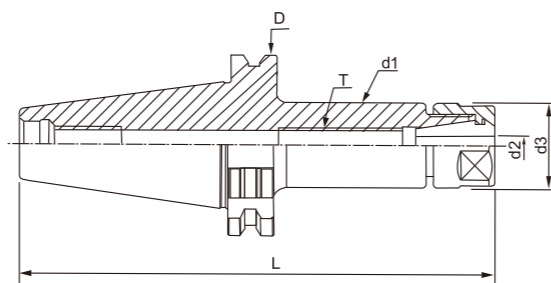


編號 Serial number	型號 Cat.No	I1	D	d2	K1	K2	T	DRAWBOLT	
								INCH	METRIC
A034-001	BT50	-TSA40U-75	75	85	8	16	M16X2.0P	5/8"-11UNC	M16X2.0
A034-002		-TSA40U-100	100						
A034-003		-TSA50U-100	100	104	12	25.4	5/8"W11	1"-8UNC	M24X3.0
A034-004		-TSA50U-150	150						

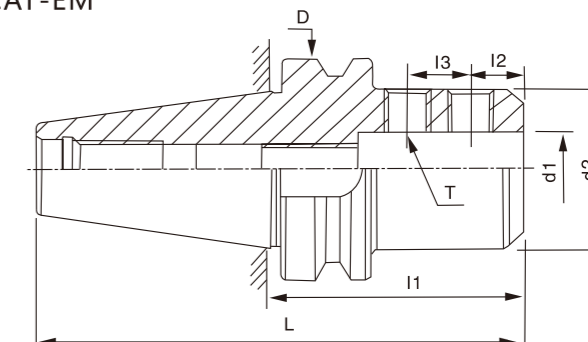
※TSA50 拉釘須訂購 The spanner must purchase alone



CAT-ER 铣刀柄 Collet Chuck CAT-ER

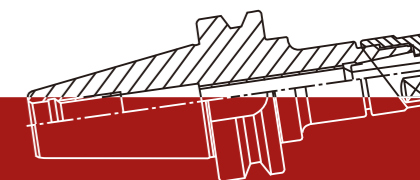


CAT-EM 侧固式刀柄 End Mill Holder CAT-EM

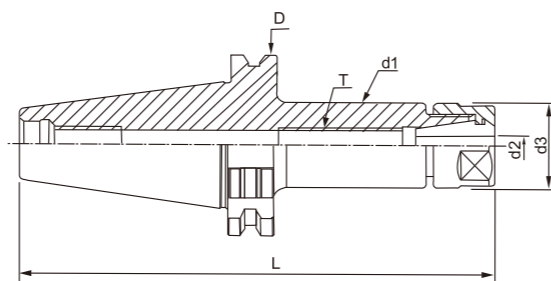


編號 Serial number	型號 Cat.No	l1	d1	T	适用螺帽 Applied Nuts	重量 Weight (kg)
A035-001	-ER11-2.75"	2.75"	0.75"	M6X1.0P	ER11	0.95
A035-002	-ER11-4"	4"				1.2
A035-003	-ER11-6"	6"				1.35
A035-004	-ER16-2.75"	2.75"	1.102"	M10X1.5P	ER16	1.05
A035-005	-ER16-4"	4"				1.35
A035-006	-ER16-6"	6"				1.65
A035-007	-ER20-2.75"	2.75"	1.339"	M12X1.75P	ER20	1.25
A035-008	-ER20-4"	4"				1.65
A035-009	-ER20-6"	6"				2.15
A035-010	-ER25-2.75"	2.75"	1.654"	M16X2P	ER25	1.35
A035-011	-ER25-4"	4"				1.7
A035-012	-ER25-6"	6"				2.25
A035-013	-ER32-2.75"	2.75"	1.969"	ER32	ER32	1.25
A035-014	-ER32-4"	4"				1.75
A035-015	-ER32-6"	6"				2.25
A035-016	-ER40-3.18"	3.18"	2.480"	M20X2.5P	ER40	1.80
A035-017	-ER40-4"	4"				2.05
A035-018	-ER40-6"	6"				3.30
A035-019	-ER16-4"	4"	1.102"	M10X1.5P	ER16	4.10
A035-020	-ER16-6"	6"				4.28
A035-021	-ER16-8"	8"				5.20
A035-022	-ER20-4"	4"	1.339"	M12X1.75P	ER20	4.20
A035-023	-ER20-6"	6"				4.45
A035-024	-ER20-8"	8"				5.25
A035-025	-ER25-4"	4"	1.654"	M16X2P	ER25	4.15
A035-026	-ER25-6"	6"				4.50
A035-027	-ER25-8"	8"				5.50
A035-028	-ER32-4"	4"	1.969"	ER32	ER32	4.20
A035-029	-ER32-6"	6"				4.60
A035-030	-ER32-8"	8"				5.52
A035-031	-ER40-4"	4"	2.480"	M20X2.5P	ER40	4.80
A035-032	-ER40-6"	6"				4.85
A035-033	-ER40-8"	8"				5.55

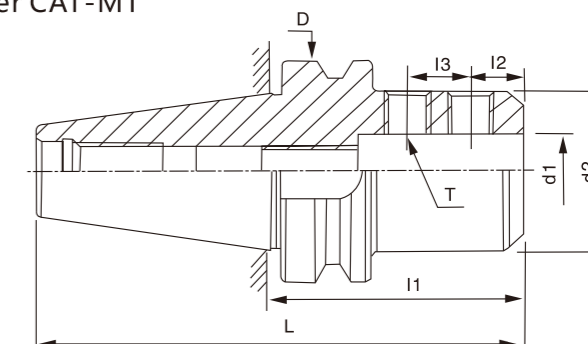
編號 Serial number	型號 Cat.No	d1	l1	l2	d2	T
A036-001	-EM1/8-2.31"	1/8	2.31"	0.370"	0.79"	3/16-24
A036-002	-EM1/8-4.72"		4.72"			
A036-003	-EM3/16-2.31"	3/16	2.31"	0.562"	0.984"	1/4-20
A036-004	-EM3/16-2.50"		2.50"			
A036-005	-EM3/16-4.72"		4.72"			
A036-006	-EM1/4-2.50"	1/4	2.50"	0.630"	1.38"	5/16-18
A036-007	-EM5/16-2.50"		2.50"			
A036-008	-EM5/16-3.00"	5/16	3.00"			
A036-009	-EM5/16-4.72"		4.72"			
A036-010	-EM3/8-2.50"	3/8	2.50"	0.750"	1.535"	3/8-16
A036-011	-EM7/16-3.00"	7/16	3.00"			
A036-012	-EM1/2-2.50"	1/2	2.50"	0.875"	1.75"	7/16-14
A036-013	-EM1/2-2.62"		2.62"			
A036-014	-EM9/16-3.00"	9/16	3.00"	0.937"	1.85"	1/2-13
A036-015	-EM5/8-3.00"	5/8	3.00"			
A036-016	-EM5/8-3.75"		3.75"			
A036-017	-EM3/4-3.00"	3/4	3.00"	1.000"	1.929"	5/8-11
A036-018	-EM3/4-3.75"		3.75"			
A036-019	-EM7/8-3.50"	7/8	3.50"	1.063"	2.36"	
A036-020	-EM1-4.00"	1	4.00"	1.125"	2.56"	3/4-10
A036-021	-EM11/4-4.25"	11/4	4.25"			
A036-022	-EM1/8-4.00"	1/8	4.00"	0.563"	0.75"	3/16-24
A036-023	-EM3/16-4.00"	3/16	4.00"			
A036-024	-EM1/4-2.50"	1/4	2.50"	0.781"	0.8125"	1/4-20
A036-025	-EM5/16-4.00"	5/16	4.00"			
A036-026	-EM7/16-4.00"	7/16	4.00"	0.875"	1.25"	3/8-16
A036-027	-EM9/16-4.00"	9/16	4.00"	0.880"	1.38"	7/16-14
A036-028	-EM3/8-2.50"	3/8	2.50"	0.781"	1"	3/8-16
A036-029	-EM1/2-2.63"	1/2	2.63"	0.875"	1.38"	7/16-14
A036-030	-EM1/2-4.62"		4.62"			
A036-031	-EM5/8-3.00"	5/8	3.00"	0.938"	1.75"	1/2-13
A036-032	-EM5/8-3.75"		3.75"			
A036-033	-EM3/4-3.75"	3/4	3.75"	1.063"	2.375"	5/8-11
A036-034	-EM7/8-3.75"	7/8	3.75"			
A036-035	-EM1-4.00"	1	4.00"	1.125"	3.14"	3/4-10
A036-036	-EM11/4-4.00"	11/4	4.00"			
A036-037	-EM11/2-4.00"	11/2	4.00"			
A036-038	-EM11/2-4.25"		4.25"			
A036-039	-EM13/4-4.00"	13/4	4.00"			
A036-040	-EM2-5.630"	2	5.63"	1.188"	3.938"	



CAT-SM 面铣刀柄 Shell Mill Holder CAT-SM

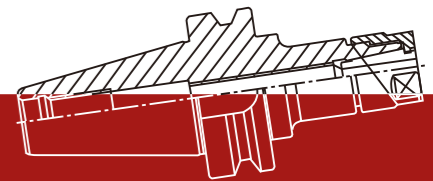


CAT-MT 莫式铣刀柄 Morse Taper Holder CAT-MT

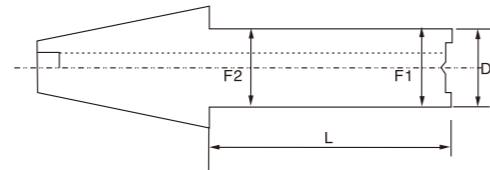


編號 Serial number	型號 Cat.No	I1	L2	D	d1	k1	k2
A037-001	CAT40	-SM3/4-1.38"	0.688"	1.75"	0.75"	0.178"	0.312"
A037-002		-SM3/4-1.50"					
A037-003		-SM3/4-4.00"					
A037-004		-SM1-1.50"					
A037-005		-SM1-2.00"		2.25"	1.00"	0.375"	
A037-006		-SM1-4.00"					
A037-007		-SM11/4-1.62"		2.75"	1.25"	0.263"	0.50"
A037-008		-SM11/4-2.25"					
A037-009		-SM11/4-4.00"		3.75"	1.50"	0.350"	0.625"
A037-010		-SM11/2-2.25"					
A037-011	-SM11/2-4.00"	CAT50	0.937"	1.75"	0.75"	0.178"	0.312"
A037-012	-SM3/4-1.50"						
A037-013	-SM3/4-3.50"						
A037-014	-SM3/4-5.50"						
A037-015	-SM1-2.00"			2.25"	1.00"	0.375"	
A037-016	-SM1-4.00"						
A037-017	-SM1-6.00"			2.75"	1.25"	0.263"	0.50"
A037-018	-SM11/4-1.50"						
A037-019	-SM11/4-3.50"			3.75"	1.50"	0.350"	0.625"
A037-020	-SM11/4-5.50"						
A037-021	-SM11/2-2.40"	4.88"	2.00"	0.387"	0.750"		
A037-022	-SM11/2-4.00"						
A037-023	-SM11/2-6.00"	1.130"	2.50"	0.472"	1"		
A037-024	-SM2-2.40"						
A037-025	-SM2-4.00"						
A037-026	-SM2-6.00"						
A037-027	-SM21/2-2.40"						
A037-028	-SM21/2-6.00"						

編號 Serial number	型號 Cat.No	L	d1	I1	d2	
A038-001	CAT40	-MT1-1.75"	4.437"	1.000"	1.75"	0.475"
A038-002		-MT2-2.44"	5.127"	1.250"	2.44"	0.700"
A038-003		-MT3-3.00"	5.687"	1.750"	3.00"	0.938"
A038-004		-MT4-3.88"	6.567"	2.000"	3.88"	1.231"
A038-005	CAT50	-MT2-2.00"	6.000"	1.620"	2.00"	0.700"
A038-006		-MT3-2.50"	6.500"		2.50"	0.938"
A038-007		-MT4-3.38"	7.380"	2.000"	3.38"	1.231"
A038-008		-MT5-4.62"	8.620"	2.750"	4.62"	1.748"



BT-TA 測試棒 Test Bar BT-TA

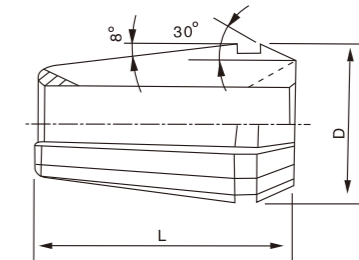


編號 Serial number	型號 Cat.No	D	L	
A039-001	BT30	30	200	
A039-002			-TA30-250	250
A039-003	BT40	40	300	
A039-004			-TA40-300	350
A039-005			-TA40-350	315
A039-006	BT50	50	350	
A039-007			-TA50-350	400
A039-008			-TA50-400	

NT-TA 測試棒 Test Bar NT-TA

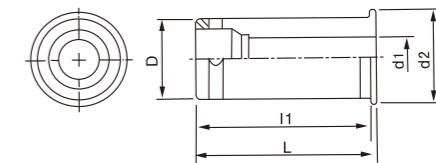
編號 Serial number	型號 Cat.No	D	L	BRDW BOR	
A040-001	NT30	30	300	W1/2-12	
A040-002				-TA30-300	M12-1.75P
A040-003	NT40	40	250	W5/8-11	
A040-004			-TA40-300		300
A040-005			-TA40-350		350
A040-006	NT50	50	300	W1"-8	
A040-007			-TA50-350		350
A040-008			-TA50-400		400
A040-009	HSK40	30	300		
A040-010					-TA30-300
A040-011	HSK50	40	250		
A040-012			-TA40-300		300
A040-013			-TA40-350		350
A040-014	HSK63	50	300		
A040-015			-TA50-350		350
A040-016			-TA50-400		400

ER 彈性筒夾 ER Collet



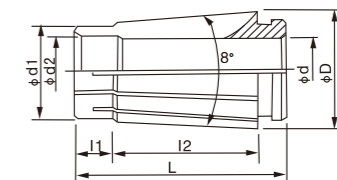
編號 Serial number	型號 Cat.No	D	L	普通級 Normal grade	A	AA級	夾持範圍 Clamping range
A041-001	ER11	11.5	18	0.015	0.01	5μ	0.5-7
A041-002	ER16	17	27.5				1-10
A041-003	ER20	21	31.5				1-13
A041-004	ER25	26	34				2-16
A041-005	ER32	33	40				3-22.2
A041-006	ER40	41	46				4-26

直筒式彈性筒夾 Straight Shank Collet Chuck

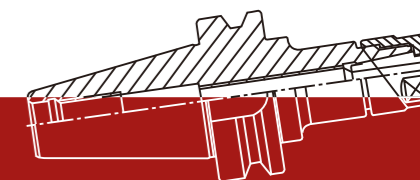


編號 Serial number	型號 Cat.No	d1	d2	L	l1	適用範圍 Applied Range
A042-001	C20	20	25	52.50	49	3,4,5,6,8,10,12,14,15,15.6,16
A042-002	C25	25	30	59	56	3,4,5,6,8,10,12,14,16,18,20
A042-003	C32	32	37.50	63	60.7	3,4,5,6,8,10,12,15,15.6,16,19,20,24,25
A042-004	C42	42	47	80	77	6,8,10,12,15,15.6,16,19,20,24,25,32

SKS 高速刀杆彈性筒夾 High Speed SKS Collet



編號 Serial number	型號 Cat.No	夾持範圍 Clamping Range	精度等級A/AA Accuracy Grade	
A043-001	SKS6	0.8-6	A=8u	AA=3u
A043-002	SKS10	1.75-10		
A043-003	SKS16	3-16		
A043-004	SKS20	4-20		
A043-005	SKS25	8-25		

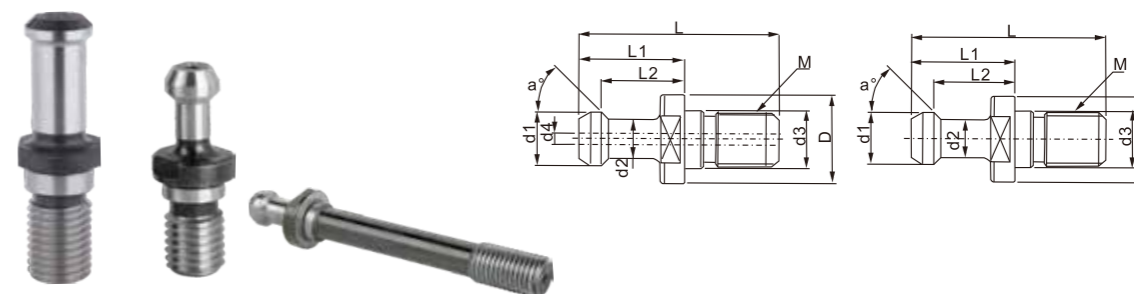


ER 螺帽 ER Nuts



編號 Serial number	型號 Cat.No	D	d	L	T
A044-001	ER11A	19	17	11.3	M14X0.75P
A044-002	ER16A	28	21	18	M22X1.5P
A044-003	ER20A	34	25	19.5	M25X1.5P
A044-004	ER8M	12	-	10.8	M10X0.75P
A044-005	ER11M	16		12	M13X0.75P
A044-006	ER16M	22		18	M19X1.0P
A044-007	ER20M	28		19	M24X1.0P
A044-008	ER25M	35		20	M30X1.0P
A044-009	ER25UM/RD	42		32	20
A044-010	ER32UM/RD	50	38.5	23.5	M40X1.5P
A044-011	ER40UM/RD	63	48.3	25.5	M50X1.5P
A044-012	ER50UM/RD	78	60	35	M64X2.0P
A044-013	GER11A	19	17	11.3	M14X0.75P
A044-014	GER16A	28	21	18	M22X1.5P
A044-015	GER20A	34	25	19.5	M25X1.5P
A044-016	GER25UM/RD	42	32	20	M32X1.5P
A044-017	GER32UM/RD	50	38.5	23.5	M40X1.5P
A044-018	UER16	22	-	18	M19X1.0P
A044-019	UER20	28	-	19	M24X1.0P

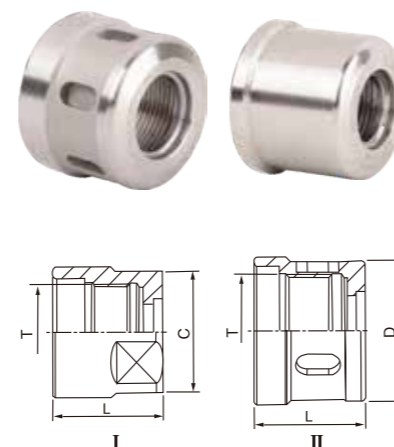
拉釘 Pull Stud



編號 Serial number	型號 Cat.No	a*	D	d1	d2	d3	d4	l1	l2	L	W	T	
A046-001	MAS 403	45 60 90	16.5	11	7	12.5	-	23	18	42	14	M12	
A046-002			23	15	10	17	-	35	28	60	19	M16	
A046-003			38	23	17	25	-	45	35	85	30	M24	
A046-004			23	15	10	17	4	35	28	60	19	M16	
A046-005			38	23	17	25	7	45	35	85	30	M24	
A046-006	DIN 69871	15	17	13	9	13	-	24	19	44	14	M12	
A046-007			23	19	14	17	7	26	20	54	19	M16	
A046-008			36	28	21	25	11.5	34	25	74	30	M24	
A046-009			22	18.8	12.45	17	7	19.1	14	44.1	19	M16	
A046-010	MAZAK	45	37	29	20.83	25	10	25.2	17.58	65.2	30	M24	
A046-011	30-A		17	12	8	13	-	24	19	44	14	M12	
A046-012	40-A		23	19	14	17	7	26	20	54	19	M16	
A046-013	50-A		36	28	21	25	11.5	34	25	74	30	M24	
A046-014	30-B		17	13.3	9.3	13	-	11.8	8.1	27	14	M12	
A046-015	40-B	22.5	18.95	12.95	17	7.35	16.4	11.15	44.5	19	M16		
A046-016	50-B	36	29.1	19.6	25	11.55	25.55	17.95	65.5	30	M24		
A046-017	JIS B6339	75	16.5	12	8	12.5	4	-	23.4	43	14	M12	
A046-018			40	23	19	14	17	7	-	29	54	19	M16
A046-019			50	38	28	21	25	10	-	34	74	30	M24

SK/GSK高速刀杆專用螺帽 SK-GSK Nuts

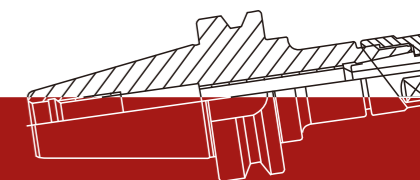
編號 Serial number	型號 Cat.No	L	C	D	T
A045-001	SK6-A	15	18	-	M15.5X1.0P
A045-002	SK10-A	17	26		M21.5X1.0P
A045-003	SK16-M	24.5	-	40	M32X1.5P
A045-004	SK20-M	28		55	M40X1.5P
A045-005	SK25-M	30		55	M45X1.5P
A045-001	GSK6	21		19.5	M15.5X1.0P
A045-002	GSK10	24		27.5	M21.5X1.0P
A045-003	GSK16	31	40	M32X1.5P	
A045-004	GSK20	28	40	M32X1.5P	
A045-005	GSK25	37	55	M45X1.5P	



扳手 Wrench



編號 Serial number	型號 Cat.No	規格				
A047-001	開口型 A Type	ER11	ER16	ER20	SKA06	SKA10
A047-002	卡口型 UM Type	ER25	ER32		ER40	ER50
A047-003	菊花型 M Type	ER8	ER11	ER16	ER20	ER25
A047-004	勾頭型 C Type	APU13	C20	C25	C32	C42
A047-005	套筒型 O Type	GSK06	GSK10	C20	C25	C32




尋邊器 Edge Finder



編號 Serial number	型號 Cat.No	D1	L1	L2
A048-001	PM-20	20	77	35
A048-002	PM-32	32	71	40
A048-003	PM-10	10	90	FIG:1
A048-004			82.8	FIG:2

LD-BT/DAT/CAT 鎖刀座
Tool Holder Locking Device BT/DAT/CAT/HSK



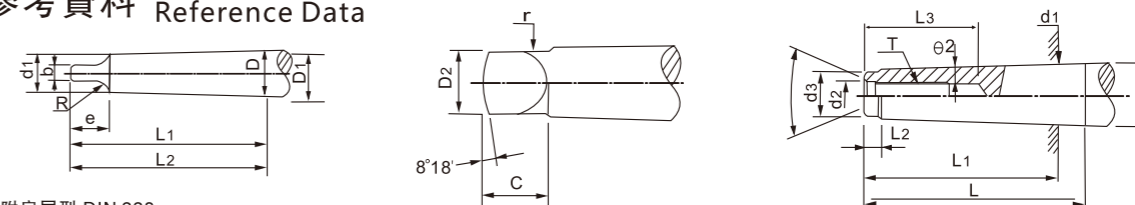
編號 Serial number	型號 Cat.No	L	l1	l2	l3	H	W
A049-001	BT30	210	95	10	15	130	100
A049-002	BT40						
A049-003	BT50	275	113	20	24	200	150
A049-004	DAT30	210	95	10	15	130	100
A049-005	DAT40						
A049-006	DAT50	275	113	20	24	200	150
A049-007	CAT30	210	95	10	15	130	100
A049-008	CAT40						
A049-009	CAT50	275	113	20	24	200	150
A049-010	ISO30						
A049-011	HSK40						
A049-012	HSK50						
A049-013	HSK63						

主軸清潔棒
Spindle Cleaner



編號 Serial number	型號 Cat.No	斜度 Taper NO
A050-001	W25	7:24
A050-002	W30	7:24
A050-003	W40	7:24
A050-004	W50	7:24
A050-005	HSK-W63	1:10

參考資料 Reference Data

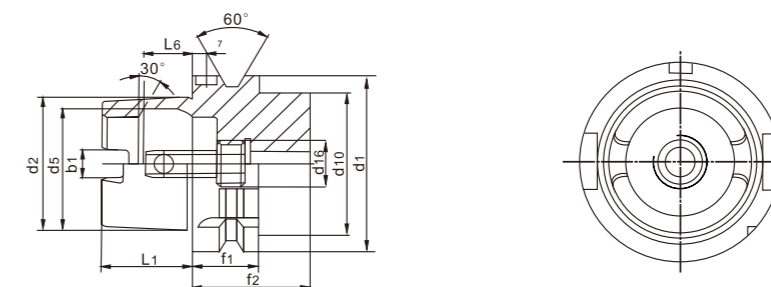


A 附扁尾型: DIN 228

TYPE	D	D1	d1	d2	h	b	c	e	R	r	对应钻头直径范围 (mm)
MT0A	9.045	9.201	6.104	6	56.5	59.5	3.9	6.5	10.5	4	-
MT1A	12.065	12.240	8.972	8.7	62.0	65.5	5.2	8.5	13.5	5	3.00-14.00
MT2A	17.780	18.030	14.034	13.5	75.0	80.0	6.3	10.0	16.0	6	14.00-23.00
MT3A	23.825	24.076	19.107	18.5	94.0	99.0	7.9	13.0	20.0	7	23.00-32.00
MT4A	31.267	31.605	25.164	24.5	117.5	124.0	11.9	16.0	24.0	8	32.00-50.00
MT5A	44.399	44.741	36.531	35.7	149.5	156.0	15.9	19.0	29.0	10	50.00-75.00
MT6A	63.348	63.765	52.399	51.0	210.0	218.0	19.0	27.0	40.0	13	75.00-100.00
MT7A	83.058	83.578	68.185	66.8	286.0	296.0	28.6	35.0	54.0	19	-

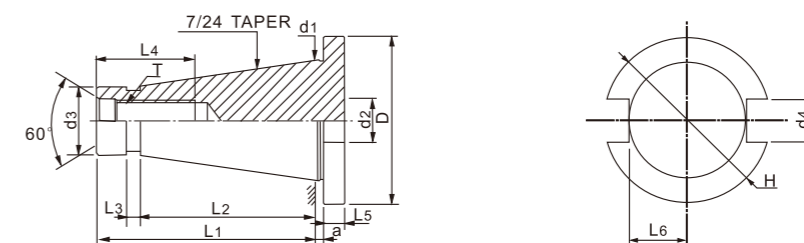
B 鎖牙形式: DIN 228

TYPE	0/2TYPE	d1	d2	d3	d4	L	l1	l2	l3	T
MT2B	1°25'50"	17.780	10.5	14	18	69	64	5	24	3/8"W16,M10×1.5P
MT3B	1°26'16"	23.825	13	19	24.1	86	81	7	24	1/2"W12,M12×1.75P
MT4B	1°29'15"	31.267	17	25	31.6	109	102.5	9	32	5/8"W11,M16×2.0P
MT5B	1°30'26"	44.399	21	35.7	44.7	136	129.5	10	40	1"W8,M24×3.0P



本體規格: DIN 69893

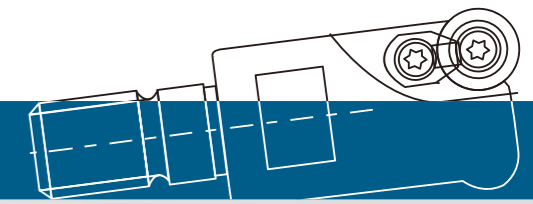
HSK	b1	d1	d2	d5	d10 max	d16	f1	f2 min	l1	l6
63	12.54	63	48	40	53	M18×1.0	26	42	32	18.13
100	20.0	100	75	63	85	M24×1.5	29	46	50	28.56



本體規格: DIN 2080

錐度精密標準為AT3

TYPE	D	d1	d2	D3 MNI	d4 ±0.001	a	l1	l2	l3	l4	l5	l6	H	T
NT 30	49	31.75	16.1	14	-	1.6	68.4	48.4	3	24	8	-	-	1/2"13W12,M12×1.75,1/2"UNC 13
NT 40	63	44.45	16.1	19	16.1	1.6	93.4	65.4	5	32	10	22.5	63	5/8"W11,M16×2.0P
NT 50	97.5	69.85	25.7	25	25.7	3.2	126.8	101.8	8	47	12	35.3	97.5	1"W8,M24×3.0P

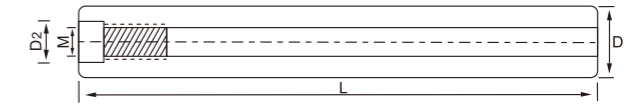


Indexable Milling Cutter Bar/ Face Mill Cutter

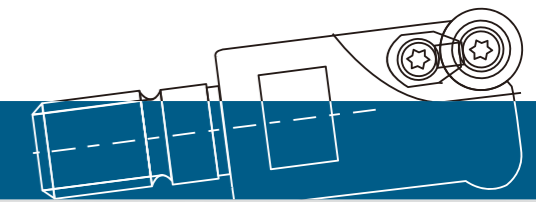
铁刀杆 & 刀盘



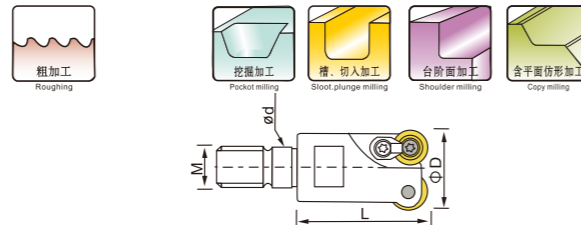
MFT 錫鋼鎖牙刀杆 Tungsten Boring Carbide Bars



編號 Serial number	型號 Cat.No	L	M	D2	D			
B007-001	MFT16	-16-100-M08	M8 x 1.25	8.5	16			
B007-002		-16-150-M08						
B007-003		-16-200-M08						
B007-004		-16-250-M08						
B007-005	MFT19	-19-200-M10	M10 x 1.5	10.5	19			
B007-006	-20-100-M10	20						
B007-007	-20-150-M10							
B007-008	-20-200-M10							
B007-009	-20-250-M10		250	M12 x 1.75	12.5	25		
B007-010	-20-300-M10	300						
B007-011	MFT24	-24-200-M12	M16 x 2.0				17	24
B007-012	-25-100-M12	25						
B007-013	-25-150-M12							
B007-014	-25-200-M12							
B007-015	-25-250-M12		250	M16 x 2.0	17	32		
B007-016	-25-300-M12	300						
B007-017	MFT29	-29-250-M16	32					
B007-018	-32-150-M16	150						
B007-019	-32-200-M16	200						
B007-020	MFT32	-32-250-M16		250				
B007-021	-32-300-M16	300						
B007-022	-32-400-M16	400						

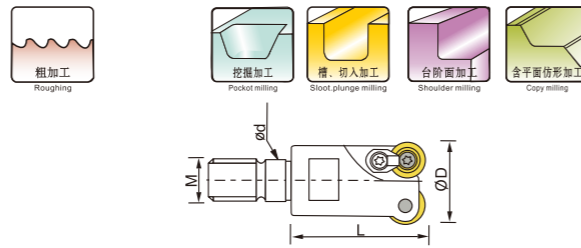


EMRM-R 圓刃立銑刀杆
Indexable Rounded Milling Cutter Bar



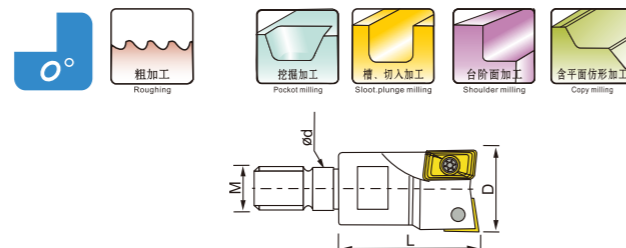
編號 Serial number	型號 Cat.No	尺寸 Size				Teeth	刀片 Insert	壓板 clamp piece	螺釘 clamp screw	扳手 wrench
		D	L	d	M					
B001-001	-4R-16-M8	16	35	8.5	M8	2	RPMT0802MO	Y-4R	M3x7	T10
B001-002	-4R-20-M10	20		10.5	M10		RPMT1003MO	Y-5R	M4x10/M3.5x10	
B001-003	-5R-25-M12	25	40	12.5	M12	3	RPMT1204MO	Y-6R	M4x10	T15
B001-004	-5R-30-M16	30		17	M16					
B001-005	-5R-35-M16	35								
B001-006	-6R-30-M16	30								
B001-007	-6R-35-M16	35								

TRSM-R 圓刃立銑刀杆
Indexable Rounded Milling cutter bar



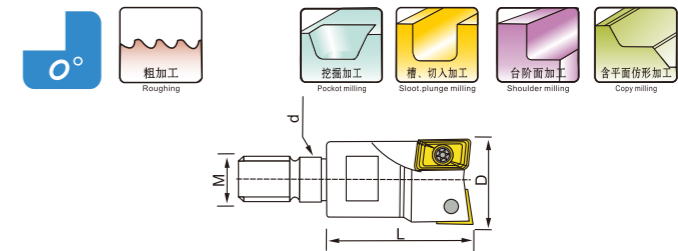
編號 Serial number	型號 Cat.No	尺寸 Size				Teeth	刀片 Insert	壓板 Insert	螺釘 clamp screw	扳手 wrench
		D	L	d	M					
B001-008	-4R-16-M8	16	35	8.5	M8	2	RPMT0802MO	Y-4R	M3x7	T8
B001-009	-4R-20-M10	20		10.5	M10		RPMT10T3MO	Y-5R	M3.5x10/M4x9	
B001-010	-5R-25-M12	25	40	12.5	M12	3				T15
B001-011	-5R-30-M16	30		17	M16					
B001-012	-5R-35-M16	35								

BAPM 直角臺肩立銑刀杆
Indexable Right Angle Shoulder Milling
Cutter Bar



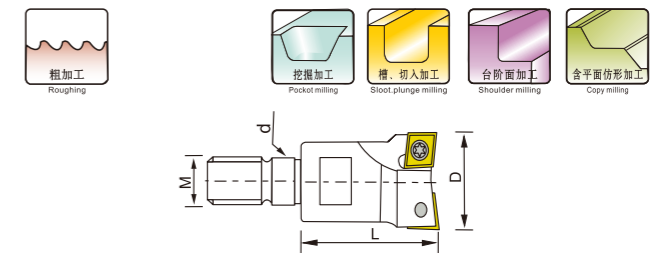
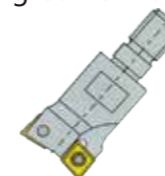
編號 Serial number	型號 Cat.No	尺寸 Size				Teeth	刀片 Insert	壓板 Insert	螺釘 clamp screw	扳手 wrench
		D	L	d	M					
B001-013	-16-M8-11	16	35	8.5	M8	2	APMT1135PDER		M2.5X6.5	T8
B001-014	-20-M10-11	20		10.5	M10					
B001-015	-25-M12-11	25	40	12.5	M12	3	APMT1604PDER		M4x9	T15
B001-016	-25-M12-16	25		17	M16					
B001-017	-30-M16-16	30								
B001-018	-35-M16-16	35								

AHUM 直角臺肩立銑刀杆
Indexable Right Angle Shoulder Milling Cutter Bar



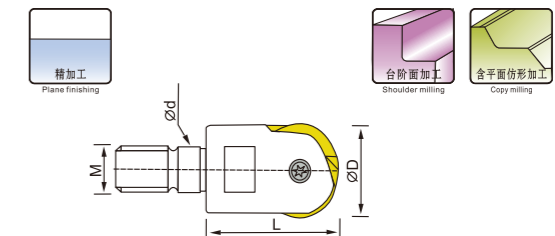
編號 Serial number	型號 Cat.No	尺寸 Size				Teeth	刀片 Insert	螺釘 clamp screw	扳手 wrench
		D	L	d	M				
B001-019	-16-M8-11	16	35	8.5	M8	2	JDMT100308	M2.5X6	T8
B001-020	-20-M10-11	20		10.5	M10				
B001-021	-25-M12-11	25	40	12.5	M12	3	JDMT150408	M4X9	T15
B001-022	-25-M12-16	25		17	M16				
B001-023	-30-M16-16	30							
B001-024	-35-M16-16	35							

TJUM 鑽銑刀杆
Drilling Milling Cutter Bar

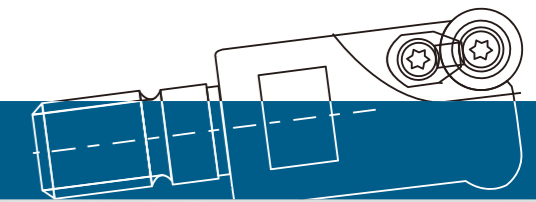


編號 Serial number	型號 Cat.No	尺寸 Size				Teeth	刀片 Insert	螺釘 clamp screw	扳手 wrench
		D	L	d	M				
B001-025	-16-2T-M8	16	35	8.5	M8	2	CCMT060204 CPMT080204Z	M2.5x6	T8
B001-026	-20-2T-M10	20	35	10.5	M10		CCMT060204 CPMT090204Z	M2.5x6/M3.5x8	T8/T15
B001-027	-25-2T-M12	25	40	12.5	M12		CCMT090308 CPMT120308Z	M4x9	T15
B001-028	-32-2T-M16	32	40	17	M16		CCMT120408 CPMT160408Z	M5x12	T20

T2139M 球型精銑刀杆
indexable Ball Nose Milling Cutter Bar

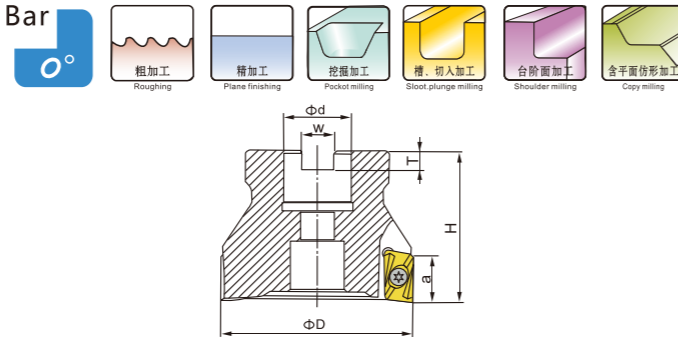


編號 Serial number	型號 Cat.No	尺寸 Size				Teeth	刀片 Insert	螺釘 Clamp screw	扳手 wrench
		D	L	d	M				
B001-029	-6R-M6	12	35	6.5	M6	1	P 320□-D 12	T2139-6R	T20
B001-030	-8R-M8	16		8.5	M8		P 320□-D 16	T2139-8R	
B001-031	-10R-M10	20	10.5	M10	P 320□-D 20		T2139-10R		
B001-032	-12.5R-M12	25	40	12.5	M12		P 320□-D 25	T2139-12.5R	T30
B001-033	-15R-M16	30		17	M16	P 320□-D 30	T2139-15R		
B001-034	-16R-M16	32				P 320□-D 32	T2139-16R		



BAP 直角臺肩面銑刀盤

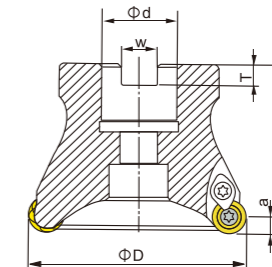
Right Angle Shoulder Milling Cutter Bar



編號 Serial number	型號 Cat.No	尺寸 Size				刀片 Insert	螺釘 Clamp screw	扳手 wrench
		D	d	H	W			
B008-001	BAP300R	-40-16-5T	40	16	40	APMT 1135 PDER	M2.5 × 6	T8
B008-002		-50-22-6T	50					
B008-003		-50-22-4T	50	22	10.4			
B008-004		-63-22-4T	63					
B008-005		-80-27-6T	80	27	12.4			
B008-006		-100-32-6T	100	32	14.4			
B008-007		-125-40-7T	125	40	16.4			
B008-008	BAP400R	-160-40-8T	160		63	APMT 1604 PDER APKT 1604 PDSR	M4 × 10	T15
B008-009		-200-47.625-9T	200	47.625	25.7			
B008-010		-63-25.4-4T	63	25.4	10			
B008-011		-80-25.4-6T	80					
B008-012		-100-31.75-6T	100	31.75	13			
B008-013		-125-38.1-8T	125	38.1	16.2			
B008-014		-160-50.8-9	160	50.8	19.3			

EMRW 圓鼻面銑刀盤

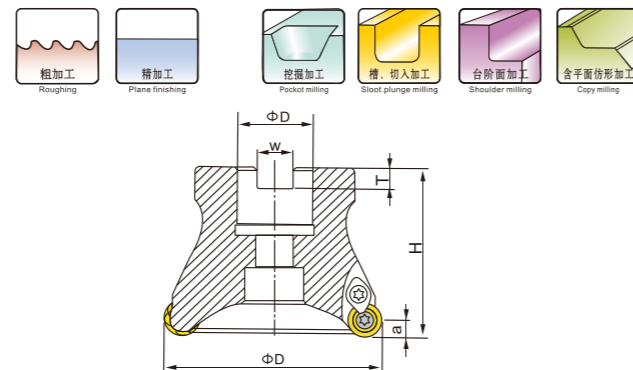
Rounded Milling Cutter Bar



編號 Serial number	型號 Cat.No	尺寸 Size				刀片 Insert	壓板 Clamp piece	螺釘 Clamp screw	扳手 wrench
		D	d	H	W				
B010-001	EMRW-6R	-50-22-4T	50	22	10.4	RPMW/T 1204 MO	Y-6R	M4 × 10	T15
B010-002		-63-22-4T	63						
B010-003		-80-27-6T	80	27	12.4				
B010-004		-100-32-6T	100	32	14.4				
B010-005		-125-40-7T	125	40	16.4				
B010-006		-160-40-8T	60		63				
B010-007		-200-47.625-9T	200	47.625	25.4				
B010-008		-63-25.4-4T	63	25.4	10				
B010-009		-80-25.4-6T	80						
B010-010		-100-31.75-6T	100	31.75	13				

EMR 圓鼻面銑刀盤

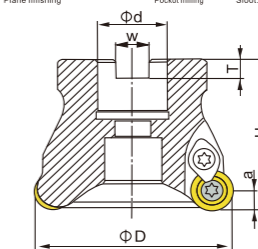
Rounded Milling Cutter Bar



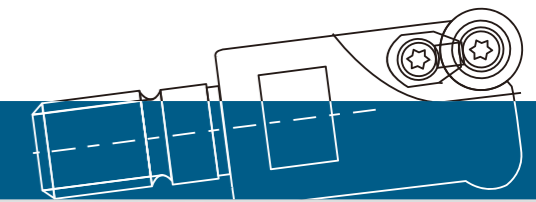
編號 Serial number	型號 Cat.No	尺寸 Size				刀片 Insert	螺釘 Clamp screw	螺釘 Clamp screw	扳手 wrench
		D	d	H	W				
B009-001	EMR-5R	-50-22-4T	50	22	10.4	RPMW 1003 MO RPMT 10T3 MOE	Y-5R	M4 × 10 M3.5 × 10	T15
B009-002		-63-22-4T	63						
B009-003		-80-27-6T	80	27	12.4				
B009-004		-100-32-6T	100	32	14.4				
B009-005		-125-40-7T	125	40	16.4				
B009-006		-160-40-8T	160		63				
B009-007		-63-25.4-4T	63	25.4	10				
B009-008		-80-25.4-6T	80						
B009-009		-100-31.75-6T	100	31.75	13				

R200 圓鼻面銑刀盤

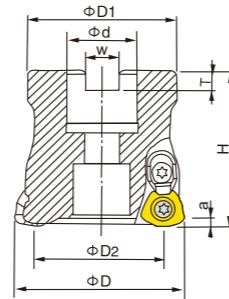
Rounded Milling Cutter Bar



編號 Serial number	型號 Cat.No	尺寸 Size				刀片 Insert	壓板 Clamp piece	螺釘 Clamp screw	扳手 wrench
		D	d	H	W				
B011-001	R200-5R	-50-22-4T	50	22	10.4	RC□T 10T3 MO	Y-5R	M3.5 × 8.5 M3.5 × 10	T15
B011-002		-63-22-4T	63						
B011-003		-80-27-6T	80	27	12.4				
B011-004		-100-32-6T	100	32	14.4				
B011-005	R200-6R	-50-22-4T	50	22	10.4	RC□T 1204 MO	Y-6R	M4 × 10	T15
B011-006		-63-22-4T	63						
B011-007		-80-27-6T	80	27	12.4				
B011-008		-100-32-6T	100	32	14.4				
B011-009	R200-8R	-63-22-4T	63	22	10.4	RC□T 1606 MO	Y-8R	M5 × 12	T20
B011-010		-80-27-6T	80	27	12.4				
B011-011		-100-32-6T	100	32	14.4				
B011-012		-125-40-6T	125	40	16.4				
B011-013		-160-40-8T	160		63				
B011-014		-200-47.625-9T	200	47.625	25.7				
B011-015		-100-32-5T	100	32	14.4				
B011-016	R200-10R	-125-40-6T	125	40	16.4	RC□T 2006 MO	M5 × 12/M6 × 18	T20/T30	

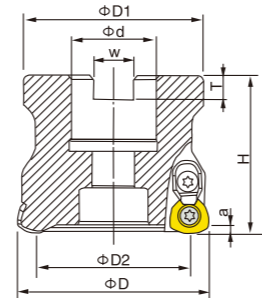


AJX 快進給面銑刀盤
Hi-Feedrate Face Mill Cutter



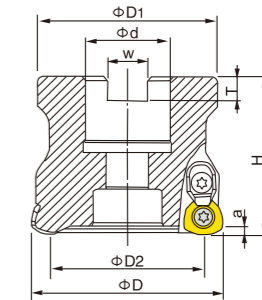
編號 Serial number	型號 Cat.No	D	D1	D2	d	H	W	T	a
B002-001	AJX12-50-22-3T	50	47	38.3	22	50	10.4	6.3	1.5
B002-002	AJX12-50-22-4T	50	47	38.3	22	50	10.4	6.3	1.5
B002-003	AJX12-63-22-4T	63	60	51.3	22	50	10.4	6.3	1.5
B002-004	AJX12-63-22-3T	63	60	51.1	22	50	10.4	6.3	2
B002-005	AJX12-63-22-4T	63	60	51.1	22	50	10.4	6.3	2
B002-006	AJX12-80-22-4T	80	76	68.1	27	50	10.4	7	2
B002-007	AJX12-100-22-5T	100	96	88.1	32	50	10.4	8	2

TXP 快進給面銑刀盤
Hi-Feedrate Face Mill Cutter



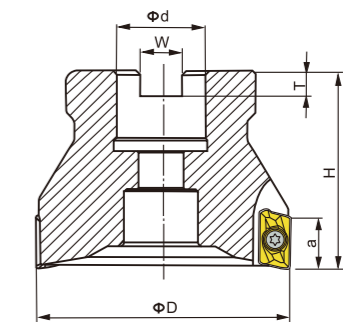
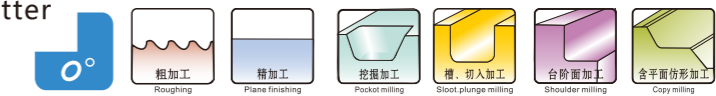
編號 Serial number	型號 Cat.No	D	D1	D2	d	H	W	T	a
B002-008	TXP06-50-22-4T	50	47	41.4	22	50	10.4	6.3	1.5
B002-009	TXP06-50-22-3T	50	47	38.6	22	50	10.4	6.3	1.5
B002-010	TXP06-63-22-4T	63	59	51.6	22	50	10.4	6.3	1.5
B002-011	TXP06-80-27-4T	80	70	68.6	27	50	12.4	7	1.5
B002-012	TXP06-100-32-6T	100	90	88.6	32	50	14.4	8	1.5

SKS 快進給面銑刀盤
Hi-Feedrate Face Mill Cutter

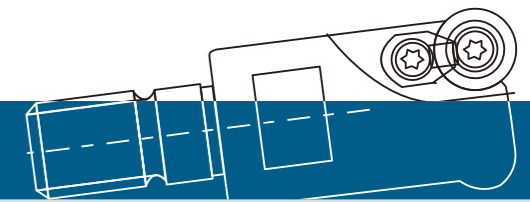


編號 Serial number	型號 Cat.No	D	D1	d	H	W	T
B002-013	SKS80-50-22-4T	50	47	22	50	10.4	6.3
B002-014	SKS80-63-22-4T	63	60	22	50	10.4	6.3
B002-015	SKS80-66-27-4T	66	60	27	50	12.4	7
B002-016	SKS80-80-27-5T	80	70	27	55	12.4	7
B002-017	SKS80-100-32-6T	100	90	32	55	14.4	8

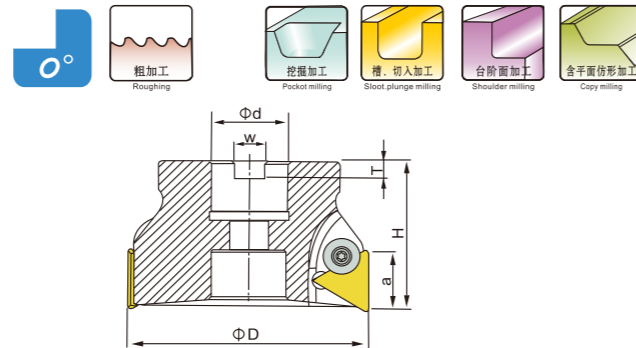
AHUB 直角臺肩殼形銑刀盤
Right Angle Shoulder Face Mill Cutter



編號 Serial number	型號 Cat.No	D	d	H	W	T	a
B003-001	AHUB-50-22-4T	50	22	50	10.4	6.3	16
B003-002	AHUB-63-22-4T	63	22	50	10.4	6.3	16
B003-003	AHUB-80-27-6T	80	27	50	12.4	7	16
B003-004	AHUB-100-32-6T	100	32	50	14.4	8	16

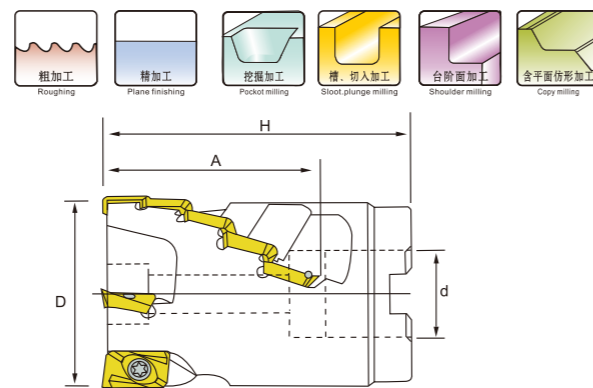


TP 直角臺肩面銑刀盤
Right Angle Shoulder Face Mill Cutter



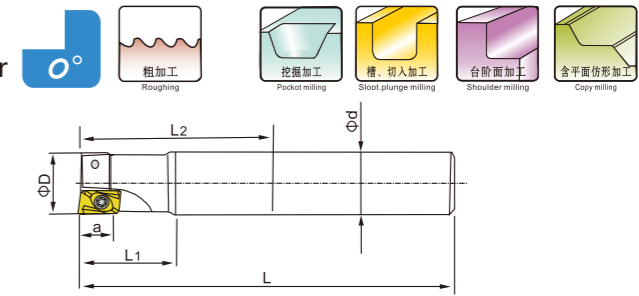
編號 Serial number	型號 Cat.No	尺寸 Size				刀片 Insert	壓板 Clamp piece	螺釘 clamp screw	扳手 wrench
		D	d	H	W				
B017-001	TP11	-40-16-4T	40	16	45	TP□N 10T3	TP-11	3/16傘型	L3
B017-002		-50-22-4T	50	22	10.4				
B017-003	TP16	-50-22-4T	50	22	10.4	TP□N 1603	TP-16	1/4傘型	L4
B017-004	TP22	-63-22-3T	63	27	12.4	TPKN2204 TPMN20408	TP-22	5/16傘型	L5
B017-005		-80-27-4T	80	27	12.4				
B017-006		-100-32-5T	100	32	14.4				
B017-007		-125-40-6T	125	40	16.4				
B017-008		-160-40-7T	160	40	16.4				
B017-009		-200-60-8T	200	60	25.7				
B017-010		-63-25.4-3T	63	25.4	10				
B017-011		-60-25.4-4T	60	25.4	50				
B017-012		-100-31.75-5T	100	31.75	13				
B017-013		-125-38.1-6T	125	38.1	60				
B017-014		-160-38.1-7T	160	38.1	16.2				
B017-015		-200-47.625-8T	200	47.625	63				
					25.4				

APC 玉米型粗銑刀盤
Tubular Coarse-textured Gear Face Mill Cutter

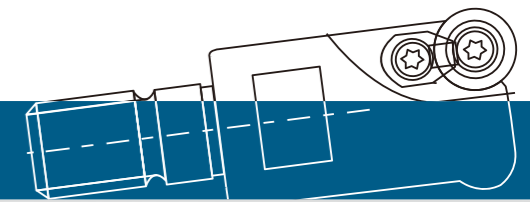


編號 Serial number	型號 Cat.No	尺寸 Size				刀片 Insert	刀片數 T	螺釘 clamp screw	扳手 wrench
		D	d	A	H				
B018-001	APC	-50-22-45L	50	22	45	APKT1604	9	M4	T15
B018-002		-63-25.4-45L	63	25.4	45		12		
B018-003		-63-25.4-68L	63	25.4	68		20		

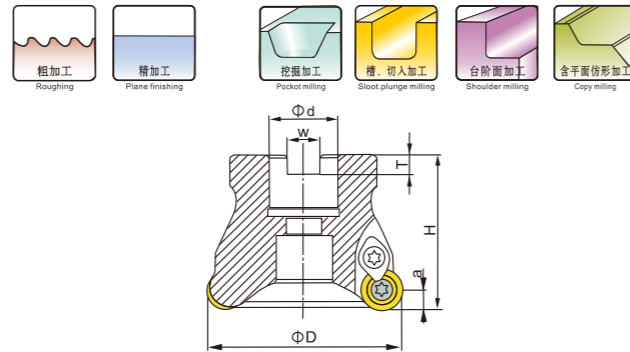
BAP 直角臺肩銑刀杆
Right Angle Shoulder Milling Cutter Bar



編號 Serial number	型號 Cat.No	尺寸 Size				刃數 NO.Of flutes	刀片 Insert	螺釘 Clamp screw	扳手 wrench		
		D	d	L	L1						
B019-001	BAP300R	-10 × 130-C10	10	10	130	1	APMT 1135 PDER	M2.5 × 6	T8		
B019-002		-11 × 130-C10	11	10							
B019-003		-12 × 130-C12	12	12							
B019-004		-13 × 130-C12	13	12							
B019-005		-16 × 130-C16	16	16						160	
B019-006		-16 × 160-C16		16							200
B019-007		-16 × 200-C16		16							160
B019-008		-16 × 160-C15	17	15						200	
B019-009		-17 × 160-C16		16							160
B019-010		-17 × 200-C16		16							200
B019-011		-20 × 130-C16	20	20		160					
B019-012		-20 × 160-C20		19						200	
B019-013		-20 × 160-C19		20						160	
B019-014		-20 × 200-C19	21	20		200					
B019-015		-20 × 200-C20		20						160	
B019-016		-21 × 160-C20		20						200	
B019-017		-21 × 200-C20	25	25		160					
B019-018		-25 × 120-C25		25						75	
B019-019		-25 × 160-C25		25						50	
B019-020		-25 × 200-C25	26	25		250					
B019-021	-25 × 160-C25	24		160							
B019-022	-25 × 160-C24	24		40							
B019-023	-25 × 200-C25	32	25	200							
B019-024	-25 × 200-C24		24		75						
B019-025	-25 × 250-C25		25		50						
B019-026	-26 × 160-C25	32	26	160							
B019-027	-26 × 200-C25		25		40						
B019-028	-26 × 250-C25		25		50						
B019-029	-32 × 160-C32	35	32	160							
B019-030	-32 × 200-C32		32		80						
B019-031	-32 × 250-C32		32		200						
B019-032	-32 × 300-C32	40	35	300							
B019-033	-35 × 160-C32		35		160						
B019-034	-35 × 200-C32		35		200						
B019-035	-35 × 250-C32	40	35	250							
B019-036	-35 × 300-C32		35		300						
B019-037	-35 × 350-C32		35		350						
B019-038	-35 × 400-C32	40	40	400							
B019-039	-40 × 200-C32		40		200						
B019-040	-40 × 250-C32		40		250						
B019-041	-40 × 300-C32	40	40	300							
B019-042	-40 × 350-C32		40		350						
B019-043	-40 × 400-C32		40		400						

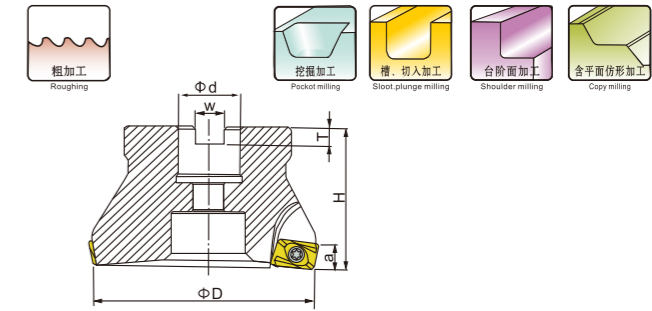


TRS 圓鼻面銑刀盤
Rounded Face Mill Face Mill Cutter



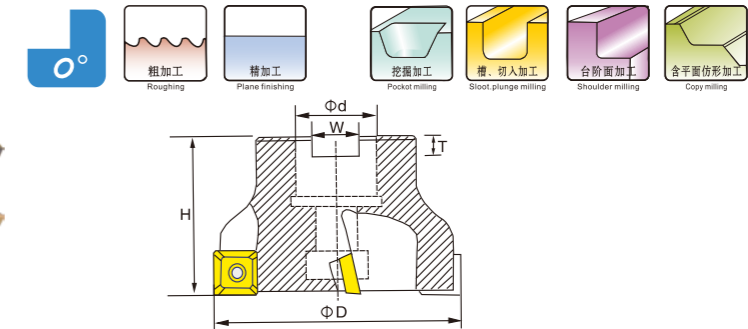
編號 Serial number	型號 Cat.No	尺寸 Size				刀片 Insert	壓板 Clamp piece	螺釘 clamp screw	扳手 wrench
		D	d	H	W				
B012-001	TRS-5R	-50-22-4T	50	22	10.4	RD□□ 10T3 MO	Y-5R	M4×9 M3.5×10	T15
B012-002		-63-22-4T	63	27					
B012-003		-80-27-6T	80	27					
B012-004	TRS-6R	-100-32-6T	100	32	14.4	RD□□ 1204 MO	Y-6R	M4×10	
B012-005		-50-22-4T	50	22					
B012-006		-63-22-4T	63	27					
B012-007		-80-27-6T	80	27					
B012-008	TRS-8R	-100-32-6T	100	32	14.4	RD□□ 1604 MO	Y-8R	M5×11.5	
B012-009		-63-22-4T	63	22					
B012-010		-80-27-5T	80	27					
B012-011		-100-32-6T	100	32					

RAP-75° 面銑刀盤
Face Milling Cutter



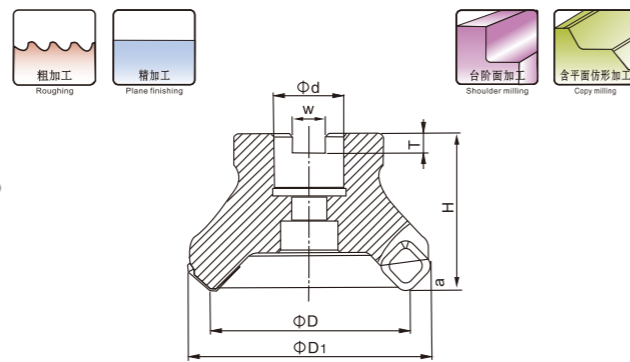
編號 Serial number	型號 Cat.No	尺寸 Size				刀片 Insert	螺釘 clamp screw	扳手 wrench
		D	d	H	M			
B014-001	RAP400R	-63-22-4T	63	22	50	APGT 1604 APMT 1604 PDER APKT 1604	M4×10	T15
B014-002		-80-27-5T	80	27				
B014-003		-100-32-6T	100	32				

SFM90° 面銑刀盤
Face Milling Cutter



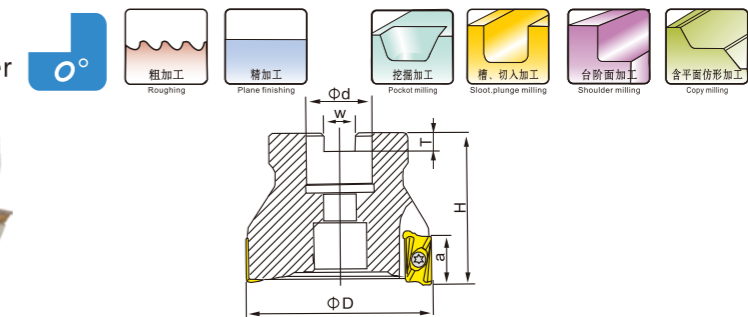
編號 Serial number	型號 Cat.No	尺寸 Size				刀片 Insert	螺釘 clamp screw	扳手 wrench
		D	d	H	W			
B015-001	SFM09	-50-22-4T	50	22	50	SCMT09T308	M3×7	T8
B015-002		-63-22-5T	63	27				
B015-003		-80-27-6T	80	27				
B015-004		-100-32-8T	100	32				

KM-45° 面銑刀盤
Face Milling Cutter

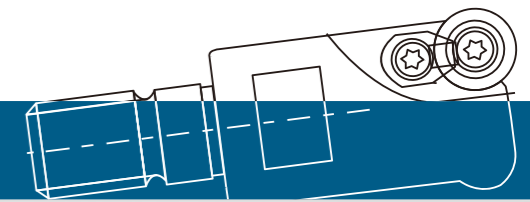


編號 Serial number	型號 Cat.No	尺寸 Size				刀片 Insert	螺釘 clamp screw	扳手 wrench
		D	D ₁	d	H			
B013-001	KM12	-50-22-4T	50	64	22	SEHT 1204 SEHW 1204	M5×11	T20
B013-002		-63-22-4T	63	77				
B013-003		-80-27-5T	80	94				
B013-004		-100-32-5T	100	114	32			
B013-005		-125-40-6T	125	139				
B013-006		-160-40-6T	160	174				
B013-007		-200-47.625-8T	200	210	40			
B013-008		-250-47.625-10T	250	260				
B013-009		-63-25.4-4T	63	77				
B013-010		-80-25.4-5T	80	94	25.4			
B013-011		-100-31.75-5T	100	114				

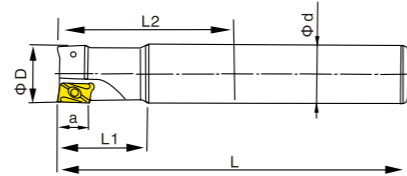
R390 直角臺肩面銑刀盤
Right Angle Shoulder Face Mill Cutter



編號 Serial number	型號 Cat.No	尺寸 Size				刀片 Insert	螺釘 clamp screw	扳手 wrench
		D	d	H	W			
B016-001	R390-11	-50-22-4T	50	22	50	R390-11T308	M2.5×6	T8
B016-002		-63-22-4T	63					
B016-003		-80-27-6T	80					
B016-004	R390-17	-100-32-6T	100	32	63	R390-170408	M3.5×10	T15
B016-005		-125-40-6T	125					
B016-006		-160-40-8T	160					
B016-007		-160-40-8T	160					

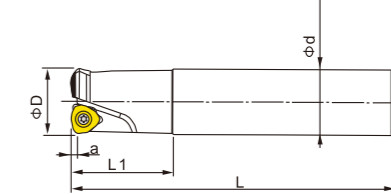


AHU 直角臺肩銑刀杆
Right Angle Shoulder Milling Cutter Bar



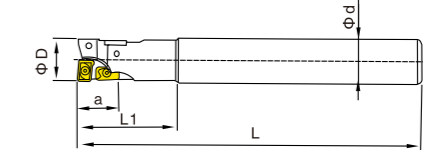
編號 Serial number	型號 Cat.No	尺寸 Size				刃數 NO.Of flutes	刀片 Insert	螺釘 Clamp screw	扳手 wrench
		D	d	L	L1				
B004-011	AHU10-16 X 160	16	16	160	40	2	JDMT1003	M2.5X6	T8
B004-012	AHU10-16 X 200	16	16	200	40				
B004-013	AHU10-17 X 160-C16	17	16	160	40				
B004-014	AHU10-17 X 200-C16	17	16	200	40				
B004-015	AHU10-20 X 160	20	20	160	50				
B004-016	AHU10-20 X 200	20	20	200	50				
B004-017	AHU10-21 X 160-C20	21	20	160	40				
B004-018	AHU10-21 X 200-C20	21	20	200	50				
B004-019	AHU15-25 X 160	25	25	160	50				
B004-020	AHU15-25 X 200	25	25	200	75				
B004-021	AHU15-26 X 160	26	25	160	50				
B004-022	AHU15-26 X 200	26	25	200	75				

AJX 快進給立銑刀
Hi-Feedrate Milling Cutter Bar



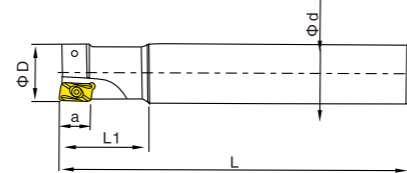
編號 Serial number	型號 Cat.No	尺寸 Size				刃數 NO.Of flutes	刀片 Insert	螺釘 Clamp screw	扳手 wrench
		D	d	L	L1				
B005-001	AJX06-17 x 160-C16	17	16	160	--	2	JOMW06T215 JOMW08320 JDMW09T320 JDMT120420	M2.5X6 M3X7 M4X10	T8 T10 T15
B005-002	AJX06-21 x 160-C20	21	20	160	--				
B005-003	AJX06-26 x 200-C32	26	25	200	--				
B005-004	AJX06-33 x 160-C32	33	32	160	--				
B005-005	AJX06-33 x 200-C32	33	32	200	--				
B005-006	AJX06-33 x 250-C32	33	32	250	--				

ASJ-4P 鑽銑刀杆
Drilling Milling Cutter Bar



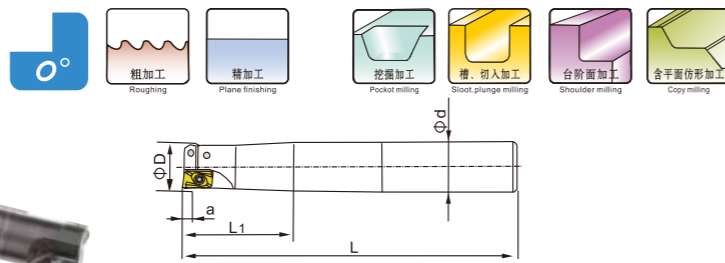
編號 Serial number	型號 Cat.No	尺寸 Size				刃數 NO.Of flutes	刀片 Insert	螺釘 Clamp screw	扳手 wrench
		D	d	L	L1				
B004-036	ASJ-17 x 160-C16-4T	17	16	160	40	4	ADMT080308L ADMT1003 ADMT12T3 ATMT1604 APMT090208 ACMT1003 APMT12T3 APMT1504	M2.5X6 M2X5 M3X7.5 M4X9	T6 T8 T10 T15
B004-037	ASJ-20 x 160-C20-4T	20	20	160	40				
B004-038	ASJ-20 x 200-C20-4T	20	20	200	40				
B004-039	ASJ-21 x 160-C20-4T	21	20	160	35				
B004-040	ASJ-21 x 200-C20-4T	21	20	200	35				
B004-041	ASJ-25 x 160-C25-4T	25	25	160	50				
B004-042	ASJ-25 x 200-C25-4T	25	25	200	75				
B004-043	ASJ-25 x 250-C25-4T	25	25	250	75				
B004-044	ASJ-26 x 160-C25-4T	26	25	160	50				
B004-045	ASJ-26 x 200-C25-4T	26	25	200	50				
B004-046	ASJ-26 x 250-C25-4T	26	25	250	50				
B004-047	ASJ-30 x 160-C25-4T	30	25	160	80				
B004-048	ASJ-30 x 220-C25-4T	30	25	200	80				
B004-049	ASJ-30 x 250-C25-4T	30	25	250	80				
B004-050	ASJ-33 x 160-C32-4T	33	32	160	80				
B004-051	ASJ-33 x 200-C32-4T	33	32	200	90				
B004-052	ASJ-33 x 250-C32-4T	33	32	250	120				
B004-053	ASJ-35 x 160-C32-4T	35	32	160	80				
B004-054	ASJ-35 x 200-C32-4T	35	32	200	90				
B004-055	ASJ-35 x 250-C32-4T	35	32	250	120				
B004-056	ASJ-35 x 300-C32-4T	35	32	300	120				
B004-057	ASJ-35 x 350-C32-4T	35	32	350	120				
B004-058	ASJ-35 x 400-C32-4T	35	32	400	120				

T217.69 直角臺肩精銑刀杆
Right Angle Shoulder Milling Cutter Bar



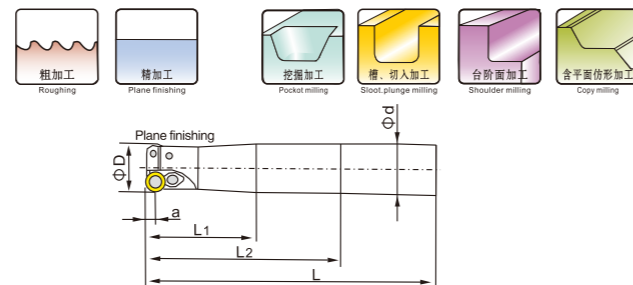
編號 Serial number	型號 Cat.No	尺寸 Size				刃數 NO.Of flutes	刀片 Insert	螺釘 Clamp screw	扳手 wrench
		D	d	L	L1				
B004-023	T217.69-8x100-C8-1T	8	8	100	25	2	XOMX060208 XOMX090308 XOMX120408	M1.8X4 M2.5X5.5 M3.5X8	T6 T8 T15
B004-024	T217.69-10x130-C10-2T	10	10	130	30				
B004-025	T217.69-11x130-C10-2T	11	10	130	--				
B004-026	T217.69-12x130-C12-2T	12	12	130	30				
B004-027	T217.69-13x130-C12-2T	13	12	130	--				
B004-028	T217.69-16x160-C16-2T	16	16	160	40				
B004-029	T217.69-17x160-C16-2T	17	16	160	--				
B004-030	T217.69-20x160-C20-2T	20	20	160	40				
B004-031	T217.69-21x160-C20-2T	21	20	160	--				
B004-032	T217.69-25x160-C25-2T	25	25	160	50				
B004-033	T217.69-25x200-C25-2T	25	25	200	60				
B004-034	T217.69-26x160-C25-2T	26	25	160	--				
B004-035	T217.69-26x200-C25-2T	26	25	200	--				

R390 直角臺肩精銑刀杆
Right Angle Shoulder Micro-Milling Cutter Bar



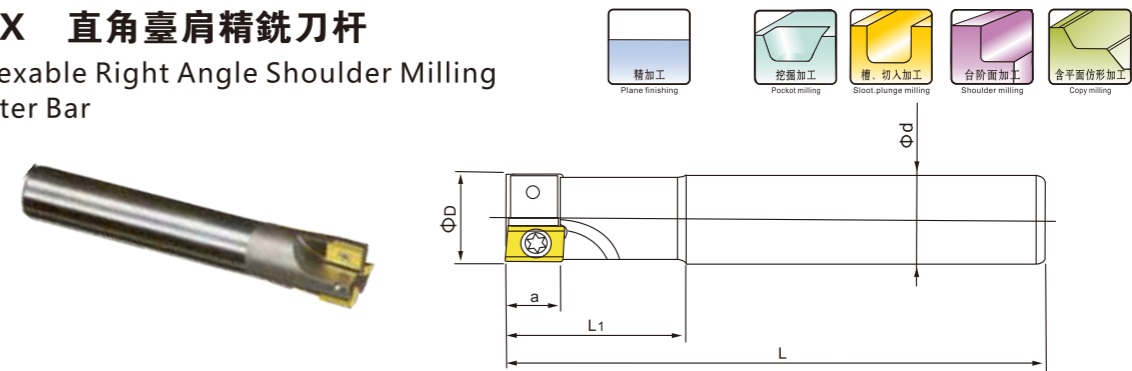
編號 Serial number	型號 Cat.No	尺寸 Size				刀片 Insert	螺釘 clamp screw	扳手 wrench
		D	d	L	L1			
B021-001	R390-11	-16x160-C16-2T	16	16	160	R390-11T308	M2.5x6	T8
B021-002		-16x200-C16-2T			200			
B021-003		-20x160-C20-2T	20	20	160			
B021-004		-20x200-C20-2T			200			
B021-005	R390-17	-25x160-C25-2T	25	25	160	R390-170408	M3.5x8	T15
B021-006		-25x200-C25-2T			200			
B021-007		-25x160-C25-2T			160			
B021-008		-25x200-C25-2T	200	50	200			
B021-009		-32x200-C25-2T			32			

EMRW 圓鼻立銑刀杆
Rounded Milling Cutter Bar



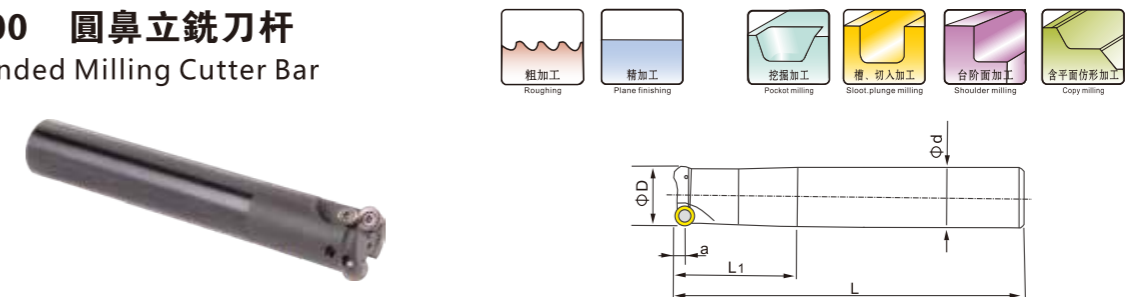
編號 Serial number	型號 Cat.No	尺寸 Size				刃數 No.of flutes	刀片 Insert	壓板 clamp piece	螺釘 clamp screw	扳手 wrench	
		D	d	L	L1						
B022-001	EMRW	-6Rx32x160-C25	32	25	160	2	RPMW/T 1204 MO	Y-6R	M4X10	T15	
B022-002		-6Rx32x160-C32									50
B022-003		-6Rx32x200-C25									200
B022-004		-6Rx32x200-C32	80								
B022-005		-6Rx32x250-C25	250	120							
B022-006		-6Rx32x250-C32	100								
B022-007	EMRW	-6Rx35x160-C32	35	160	50	3	RPMW/T 1204 MO	Y-6R	M4X10	T15	
B022-008		-6Rx35x200-C32									200
B022-009		-6Rx35x250-C32									250
B022-010		-6Rx35x300-C32	300	60	300						
B022-011		-6Rx35x350-C32			350						
B022-012		-6Rx35x400-C32			400						
B022-013	EMRW	-6Rx40x160-C32	40	160	50	4	RPMW/T 1204 MO	Y-6R	M4X10	T15	
B022-014		-6Rx40x200-C32									200
B022-015		-6Rx40x250-C32									250
B022-016		-6Rx40x300-C32	300	60	300						
B022-017		-6Rx40x350-C32			350						
B022-018		-6Rx50x200-C32			200						
B022-019	-6Rx50x250-C32	250									

UEX 直角臺肩精銑刀杆
Indexable Right Angle Shoulder Milling Cutter Bar

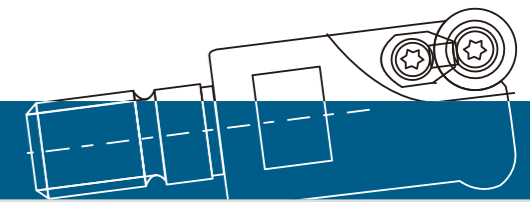


編號 Serial number	型號 Cat.No	尺寸 Size						刀片 Insert	螺釘 clamp screw	扳手 wrench
		D	d	L	L1	L2	a			
B023-001	UEX12	-16x160-C16	16	16	50	12	AP□T1202	M3.5x8	T15	
B023-002		-17x160-C16			40					
B023-003		-20x160-C20	20	20	50					
B023-004		-20x200-C20			100					
B023-005	UEX16	-21x160-C20	21	160	40	15	AD□T1603	M4X7.5	T15	
B023-006		-25x160-C25			50					
B023-007		-25x200-C25			75					
B023-008		-26x200-C25	26	25	50					
B023-009		-26x250-C25			25					

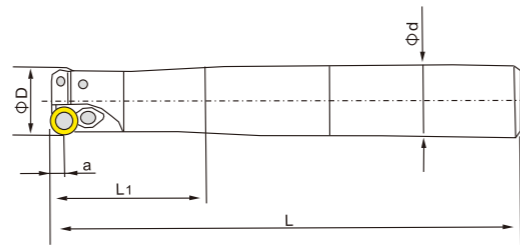
R200 圓鼻立銑刀杆
Rounded Milling Cutter Bar



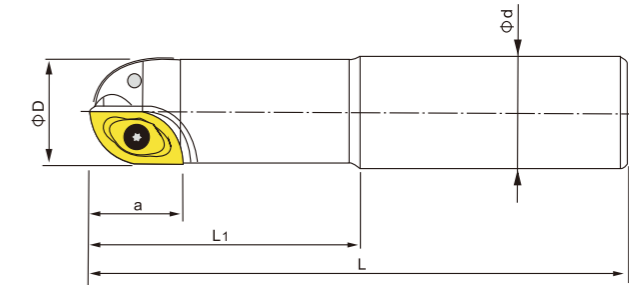
編號 Serial number	型號 Cat.No	尺寸 Size			刃數 No.of flutes	刀片 Insert	螺釘 clamp screw	扳手 wrench	
		D	d	L					
B024-001	R200-5R	25	20	160	2	RC□T 1204 MO	M3.5x8.5	T15	
B024-002				x25x160-C24					24
B024-003				x25x200-C25					200
B024-004				x25x200-C24					24
B024-005	R200-6R	32	25	160	2	RC□T 10T3 MO	M3.5X10	T15	
B024-006				x32x200-C25					200
B024-007				x32x250-C25					250
B024-008		33	32	160					
B024-009				x33x200-C32					200
B024-010				x33x250-C32					250



TRS 圓鼻立銑刀杆
Rounded Milling Cutter Bar

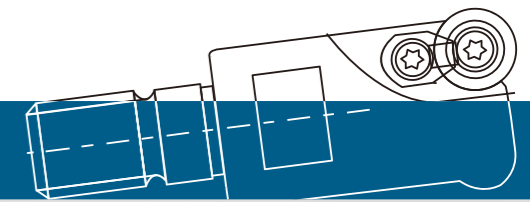


BCF/BCFL 球形立銑刀杆
Indexable Ball Nose Milling Cutter Bar

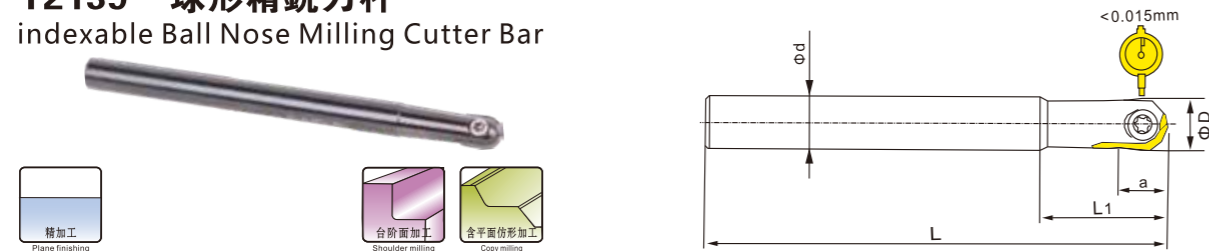


編號 Serial number	型號 Cat.No	尺寸 Size				刃數 No. of flutes	刀片 Insert	壓板 clamp piece	螺釘 clamp screw	扳手 wrench
		D	d	L	L1					
B025-001	-4Rx12x130-C12	12	12	130		1	RDMT 0802	Y-4R	M3x7	T8
B025-002	-4Rx13x130-C12	13	12	130		1				
B025-003	-4Rx16x160-C16		16	160	40	1				
B025-004	-4Rx16x160-C15	16	15	160		1				
B025-005	-4Rx16x200-C16		16	200	50	1				
B025-006	-4Rx16x200-C15	16	15	200		1				
B025-007	-4Rx17x160-C16	17	16	160	40	1				
B025-008	-4Rx17x200-C16		16	200		1				
B025-009	-4Rx20x160-C20		20	160		1				
B025-010	-4Rx20x160-C19	20	19	160		1				
B025-011	-4Rx20x200-C20		20	200		1				
B025-012	-4Rx20x200-C19	20	19	200		1				
B025-013	-4Rx21x160-C20	21		160	50	1				
B025-014	-4Rx21x200-C20		20	200		1				
B025-015	-5Rx20x160-C20	20		160		1				
B025-016	-5Rx20x200-C20			200		2				
B025-017	-5Rx25x160-C25		25	160		2				
B025-018	-5Rx25x160-C20	25	20	160		2				
B025-019	-5Rx25x160-C24		24	160		2				
B025-020	-5Rx25x200-C25			200	60	2				
B025-021	-5Rx25x250-C25			250		2				
B025-022	-5Rx26x160-C25	26		160	50	2				
B025-023	-5Rx26x200-C25		25	200	60	2				
B025-024	-5Rx30x160-C25	30		160	50	2				
B025-025	-5Rx30x200-C25			200	50	2				
B025-026	-5Rx30x250-C25	30		250	60	2				
B025-027	-5Rx35x160-C32			160	50	3				
B025-028	-5Rx35x200-C32	35	32	200		3				
B025-029	-5Rx35x250-C32			250	60	3				
B025-030	-6Rx32x160-C25			160	50	2				
B025-031	-6Rx32x200-C25	32	25	200		2				
B025-032	-6Rx32x250-C25			250	60	2				
B025-033	-6Rx40x160-C32			160	50	3				
B025-034	-6Rx40x200-C32		32	200		3				
B025-035	-6Rx40x250-C32	40		250	60	3				
B025-036	-6Rx40x300-C32			300		3				

編號 Serial number	型號 Cat.No	尺寸 Size					刃數 No. of flutes	刀片 Insert			螺釘 clamp screw	扳手 wrench							
		D	d	L	L1	a		親刃(1刃)	子刃(1刃)	外周刃(2刃)									
B027-001	x150-C20		20	150	70		2/4	ZCEW /T100CE	ZCEW /T100SE	CPMT 080204	M3X9.5 M2.5X6	T10 T8							
B027-002	x150-C25																		
B027-003	x200-C25	10R	25	200	80	30													
B027-004	x250-C25			250	100														
B027-005	x300-C25		32	300	150														
B027-006	x150-C25		25	150	70		2/4	ZCEW /T125CE	ZCEW /T125SE		M4X9	T15							
B027-007	x200-C25	12.5R		200	100	39													
B027-008	x200-C32			250	150														
B027-009	x300-C32			300															
B027-010	x160-C32			160	70														
B027-011	x200-C32			200	100														
B027-012	x250-C32			250	150														
B027-013	x300-C32	15R	32	300	150								ZCEW /T150CE	ZCEW /T150SE	CPMT 090308	M5X12 M4X9	T20 T15		
B027-014	x350-C32			350	200														
B027-015	x160-C32			160	70	43													
B027-016	x200-C32			200	100		ZCET 160CE	ZCET 160SE		M5X12 M4X9	T20 T15								
B027-017	x250-C32	16R	32	250	150														
B027-018	x300-C32			300															
B027-019	x350-C32			350	200														
B027-020	x200-C42			200	100		ZCEW 200CE	ZCEW 200SE		M6X18 M4X9	T30 T15								
B027-021	x250-C42		42	250	150														
B027-022	x300-C42	20R		300															
B027-023	x350-C42			350	200														
B027-024	x200-MT5		MT5	200	100														
B027-025	x250-MT5			250	150														
B027-026	x200-C50.8			200	100	50	ZCEW 250CE	ZCEW 250SE		M6X18 M4X9	T30 T15								
B027-027	x250-C50.8			250	150														
B027-028	x300-C50.8		50.8	300															
B027-029	x350-C50.8			350	200														
B027-030	x400-C50.8	25R		400															
B027-031	x200-MT5		MT5	200	100														
B027-032	x250-MT5			250	150														



T2139 球形精铣刀杆
indexable Ball Nose Milling Cutter Bar



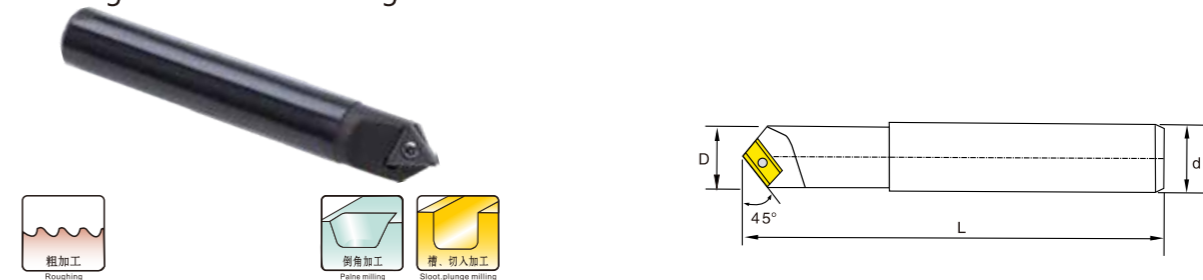
編號 Serial number	型號 Cat.No	尺寸 Size					刀片 Insert	螺釘 clamp screw	扳手 wrench
		D	d	L	L ₁	a			
B028-001	-4Rx110-C8	8	8	110	25	5	P320□-D 08	T2139-4R	T8
B028-002	-4Rx110-C10		10						
B028-003	-4Rx140-C12		12						
B028-004	-5Rx130-C10	10	10	130	30	7	P320□-D 10	T2139-5R	T15
B028-005	-5Rx160-C12		12						
B028-006	-6Rx130-C12	12	10	130	32	8	P320□-D 12	T2139-6R	T20
B028-007	-6Rx160-C16		16						
B028-008	-8Rx160-C16	16	16	160	58.5	10	P320□-D 16	T2139-8R	T20
B028-009	-8Rx200-C20		20						
B028-010	-10Rx160-C20	20	160	45	12.5	P320□-D 20	T2139-10R	T20	
B028-011	-10Rx200-C20		200						
B028-012	-10Rx250-C25	25	250	120	15	P320□-D 25	T2139-12.5R	T30	
B028-013	-12.5Rx160-C25		160						
B028-014	-12.5Rx200-C25		200						
B028-015	-12.5Rx200-C32	25	200	98	18	P320□-D 30	T2139-15R	T30	
B028-016	-12.5Rx250-C32		32						
B028-017	-15Rx200-C32	30	200	80	19	P320□-D 32	T2139-15R	T30	
B028-018	-15Rx250-C40		40						
B028-019	-16Rx200-C32	32	32	200	80	P320□-D 32	T2139-15R	T30	
B028-020	-16Rx250-C40		40						

SD-45° 内外倒角刀杆
SD-45 Degree Chamfer Milling Cutter Bar



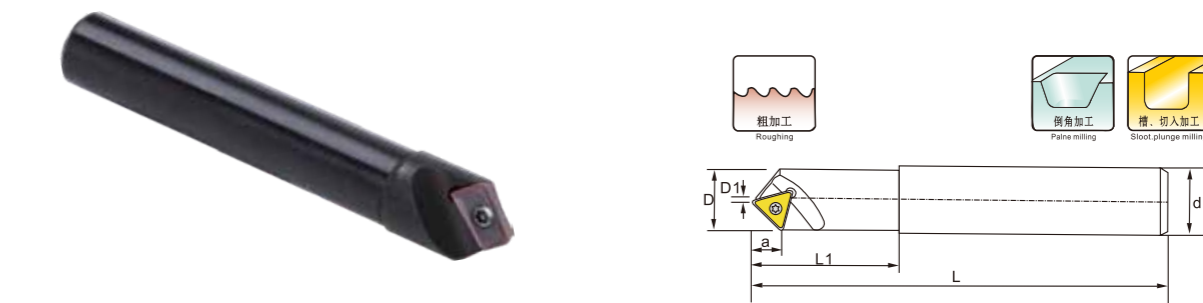
編號 Serial number	型號 Cat.No	刃數 No. of flutes	尺寸 Size					刀片 Insert	螺釘 clamp screw	扳手 wrench
			D	d	L	L ₁	a			
B030-001	SD-25	2	25	20	110	40	4.6	SDMB26152	M3x7	T10
B030-002				x150-C20	150	45				
B030-003				x110-C3/4	19.05	110				
B030-004	SD-30	2	30	20	110	40	4.6	SDMB26152	M3x7	T10
B030-005				x150-C20	150	45				
B030-006				x110-C3/4	19.06	110				

45° 捨弃式倒角刀
45 Degree Chamfer Milling Cutter Bar



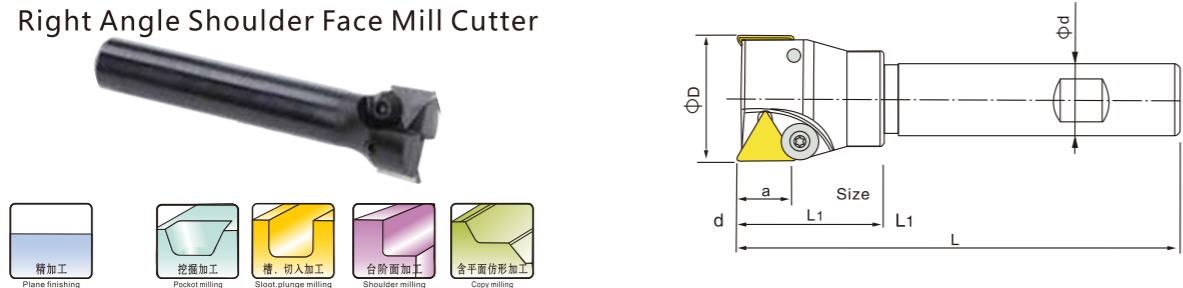
編號 Serial number	型號 Cat.No	刃數 NO. of flutes	倒角范围 Chamfering range	角度 Angle	D	d	L
B030-007	SSK C20-20-130	1	$\phi 3-\phi 20$	45	20	20	130

45° 定位倒角刀
45 Degree Chamfer Milling Cutter Bar

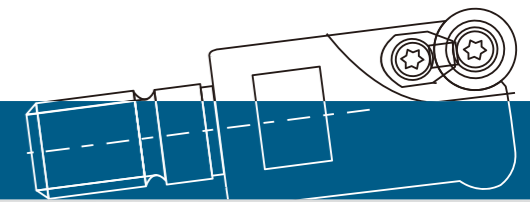


編號 Serial number	型號 Cat.No	刃數 NO. of flutes	倒角范围 Chamfering range	角度 Angle	D	d	D1	a	L ₁	L
B030-008	SSP C20-20-130	1	$\phi 0-\phi 20$	45	20	20	0	11.3	20	130

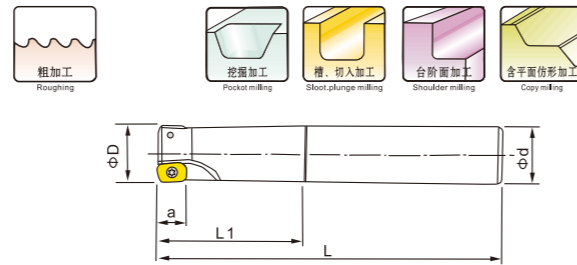
TP 臺肩立铣刀杆
Right Angle Shoulder Face Mill Cutter



編號 Serial number	型號 Cat.No	尺寸 Size					刀片 Insert	壓板 Clamp piece	螺絲 Clamp screw	扳手 wrench
		D	d	L	L ₁	a				
B029-001	TP11	16	16	100	45	14	TP□N1103	Tp11	3/16傘型	L3
B029-002		20	20							
B029-003		30	30							
B029-004	TP16	35	32	110	45	14	TP□N1603	Tp16	1/4傘型	L4
B029-005		35	32							
B029-006		40	25							
B029-007	TP22	40	32	115	42	20	TP□N2204	Tp22	5/16傘型	L5
B029-008		40	32							
B029-009		50	20							
B029-010	TP22	50	20	110	42	20	TP□N2204	Tp22	5/16傘型	L5
B029-011		50	32							

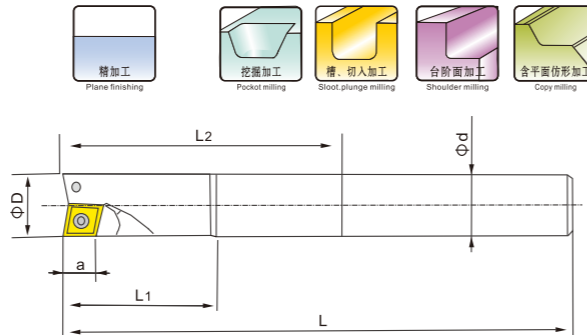


ASR 快進給立銑刀杆
Hi-Feedrate Milling Cutter Bar



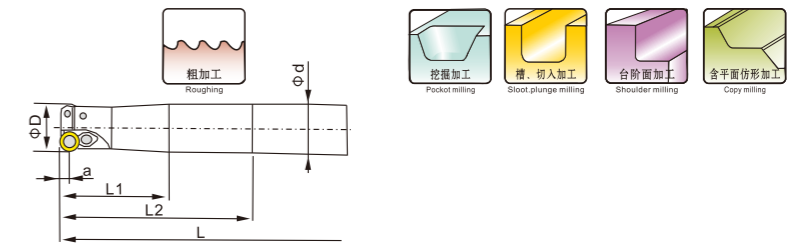
編號 Serial number	型號 Cat.No	尺寸 Size				刃數 No. Of flutes	刀片 Insert	螺釘 Clamp screw	扳手 wrench
		D	d	L	L1				
B004-001	ASR2016 x 160-C16-2T	16	16	160	50	2	EPMT0603 EPNW0103	M2.5X6	T8
B004-002	ASR2017 x 160-C16-2T	17	16	160	—				
B004-003	ASR2020 x 160-C16-2T	20	20	160	50				
B004-004	ASR2021 x 160-C16-2T	21	20	160	50	3			
B004-005	ASR2025 x 160-C16-3T	25	25	160	—				
B004-006	ASR2025 x 200-C16-3T	25	25	200	50	4			
B004-007	ASR2026 x 200-C16-3T	26	25	200	—				
B004-008	ASR2032 x 160-C16-4T	32	32	160	75				
B004-009	ASR2033 x 160-C16-4T	33	32	160	—				
B004-010	ASR2033 x 200-C16-4T	33	32	200	—				

TJU 鑽銑刀杆
Drilling Milling Cutter Bar



編號 Serial number	型號 Cat.No	尺寸 Size							刃數 No. of flutes	刀片 Insert	螺釘 Clamp screw	扳手 wrench	
		D	d	L	L1	L2	a						
B026-001	-8x100	8	8	100	30	—	—	1	CCMT 060204 CPMT 080204Z	M2.5x6	T8		
B026-002	-10x130	10	10	130									
B026-003	-12x130	12	12	130									
B026-004	-16x130	16	16	160	40	100	6	CCMT 060204 CPMT 090204Z	M2.5x6 M3.5x8	T8 T15			
B026-005	-16x160			200									
B026-006	-16x200	160											
B026-007	-17x160-C16	17	17	200	—	—	2				CPMT 090308 CPMT 120308Z	M4X9	T15
B026-008	-17x200-C16			160									
B026-009	-20x160	20	20	160									
B026-010	-20x200	20	20	200	60	—	12				CPMT 120408 CPMT 160408Z	M5x12	T20
B026-011	-21x160-C20			40									
B026-012	-25x160	25	25	160									
B026-013	-25x200			200									
B026-014	-25x250	26	26	250	115	—	2	—	—	—			
B026-015	-26x160-C25			160									
B026-016	-26x200-C25	200	200	200							—	—	12
B026-017	-32x160	160	160	160									
B026-018	-32x200	32	32	200	—	—	12	—	—	—			
B026-019	-32x250			250									
B026-020	-32x300	300	300	300							165	—	—

EMR 圓鼻立銑刀杆
Rounded Milling Cutter Bar



編號 Serial number	型號 Cat.No	尺寸 Size				刃數 No. of flutes	刀片 Insert	壓板 Insert	螺釘 Insert	扳手 Insert
		D	d	L	L1					
B020-001	-4Rx12x130-C12	12	12	130	40	1	RPMT 08T2 RPMW 0802	Y-4R	M3x7	T10
B020-002	-4Rx12x130-C12	13	12							
B020-003	-4Rx16x130-C16	16	16							
B020-004	-4Rx16x160-C16		15							
B020-005	-4Rx16x160-C15	16	16	200						
B020-006	-4Rx16x200-C16		15							
B020-007	-4Rx16x200-C15	17	16	160	40					
B020-008	-4Rx17x160-C16		20							
B020-009	-4Rx17x200-C16	20	19	200	50					
B020-010	-4Rx20x160-C20		20							
B020-011	-4Rx20x160-C19		19							
B020-012	-4Rx20x200-C20	21	20	160	50					
B020-013	-4Rx20x200-C19		19							
B020-014	-5Rx20x160-20	21	20	200	75					
B020-015	-5Rx20x200-20		20							
B020-016	-5Rx21x160-C20	25	25	200	60					
B020-017	-5Rx21x200-C20		24							
B020-018	-5Rx25x160-C25	26	25	250	50					
B020-019	-5Rx25x160-C20		20							
B020-020	-5Rx25x160-C24	26	24	200	60					
B020-021	-5Rx25x200-C25		25							
B020-022	-5Rx25x250-C25	30	20	160	50					
B020-023	-5Rx25x200-C20		24							
B020-024	-5Rx25x200-C24	30	25	250	60					
B020-025	-5Rx25x250-C24		25							
B020-026	-5Rx26x160-C25	35	25	300	60					
B020-027	-5Rx26x200-C25		20							
B020-028	-5Rx26x250-C25	35	19.05	110	40					
B020-029	-5Rx30x110-C20		25							
B020-030	-5Rx30x110-C3/4	40	25	200	50					
B020-031	-5Rx30x160-C25		20							
B020-032	-5Rx30x200-C25	40	25	250	60					
B020-033	-5Rx30x250-C25		30							
B020-034	-5Rx30x300-C25	40	30	350	60					
B020-035	-5Rx30x300-C32		35							
B020-036	-5Rx35x160-C32	40	160	160	50					
B020-037	-5Rx35x200-C32		200							
B020-038	-5Rx35x250-C32	40	250	200	60					
B020-039	-5Rx35x300-C32		300							
B020-040	-5Rx35x350-C32	40	350	250	60					
B020-041	-5Rx35x400-C32		400							
B020-042	-5Rx40x160-C32	40	160	250	60					
B020-043	-5Rx40x200-C32		200							
B020-044	-5Rx40x250-C32	40	300	300	60					
B020-045	-5Rx40x300-C32		350							
B020-046	-5Rx40x350-C32	350								

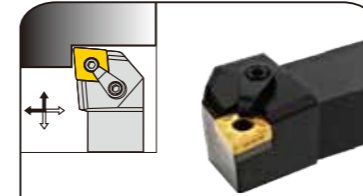
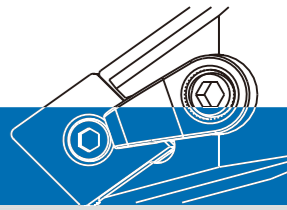
External Grooving Holder

外圆车刀

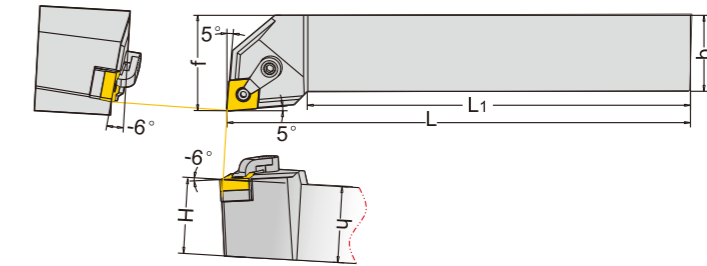
External Turning Holder



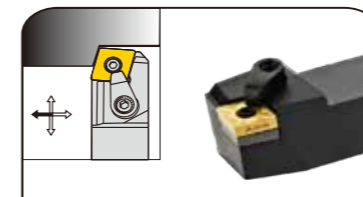
YAPO M型壓緊
M Type Clamp



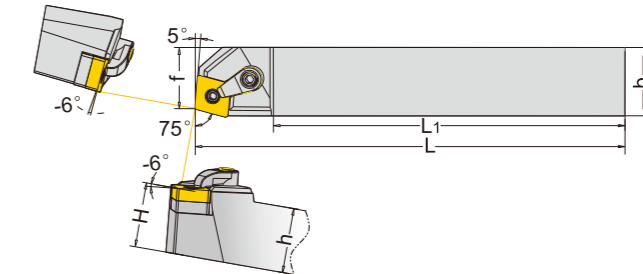
MCLNR/L



型号 Cat.No	刀片 Insert	尺寸 Specifications					刀垫 Insert Shim	中心螺丝 Centre Screw	压板 Clamp	压板螺丝 Clamp Screw	扳手 Spanner	
		h	b	L	L1	f						
MCLNR/L	1616H09	CN..0903..	16	16	100	80	20	MC0904	MX0513	MY0619	ML0625	L2.5,L3
	2020K09		20	20	125	100	25					
	2525M09		25	25	150	120	32					
	1616H12	CN..1204..	16	16	100	80	20	MC1204	MX0617	MY0619	ML0625	L2.5,L3
	2020K12		20	20	125	100	25					
	2525M12		25	25	150	120	32					
	3232P12		32	32	170	135	40					
	2525M16	CN..1606..	25	25	150	120	32	MC1604	MX0822	MY0823	ML0828	L3,L4
	3232P16		32	32	170	135	40					
	4040R16		40	40	200	155	50					
3232P19	CN..1906..	32	32	170	135	40	MC1904	MX1022	MY0823	ML0828	L4	
4040R19		40	40	200	155	50						

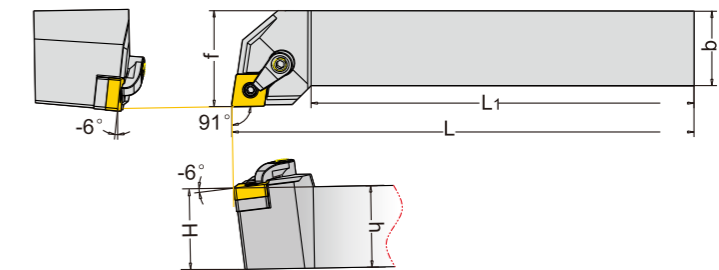

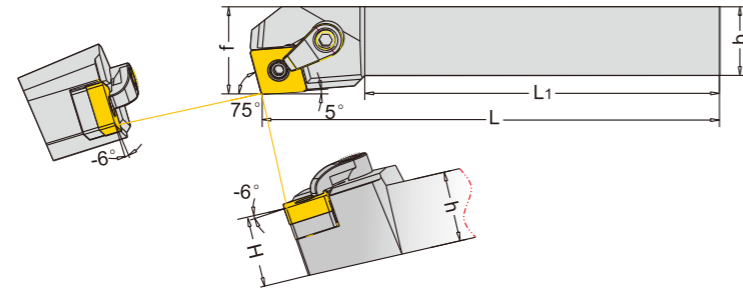
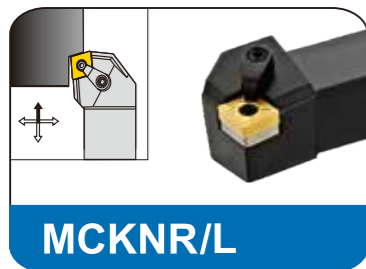
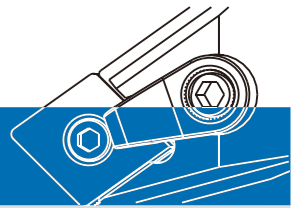


MCBNR/L



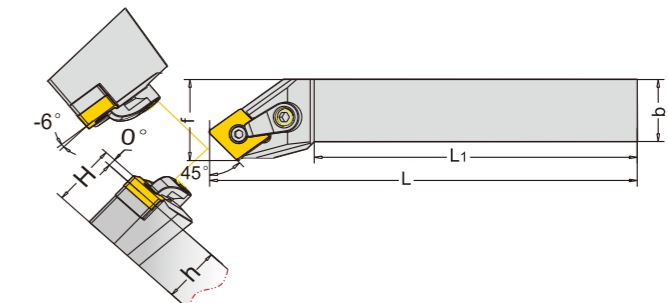

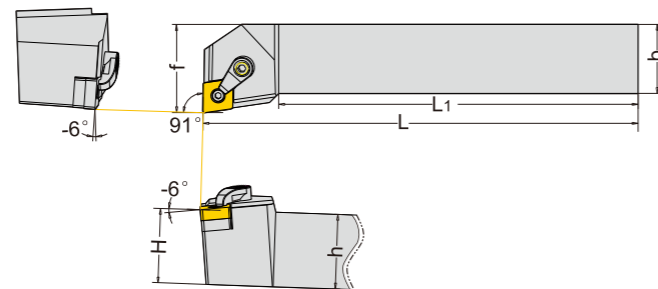

型号 Cat.No	刀片 Insert	尺寸 Specifications					刀垫 Insert Shim	中心螺丝 Centre Screw	压板 Clamp	压板螺丝 Clamp Screw	扳手 Spanner	
		h	b	L	L1	f						
MCBNR/L	1616H12	CN..1204..	16	16	100	80	13	MC1204	MX0617	MY0619	ML0625	L2.5,L3
	2020K12		20	20	125	100	17					
	2525M12		25	25	150	120	22					
	3232P12		32	32	170	135	27					
	2525M16	CN..1606..	25	25	150	120	22	MC1604	MX0822	MY0823	ML0828	L3,L4
	3232P16		32	32	170	135	27					
	4040S16		40	40	250	200	35					
	3232P19	CN..1906..	32	32	170	135	27	MC1904	MX1022	MY0823	ML0828	L4
4040R19	40		40	200	155	35						

C 車刀刀具



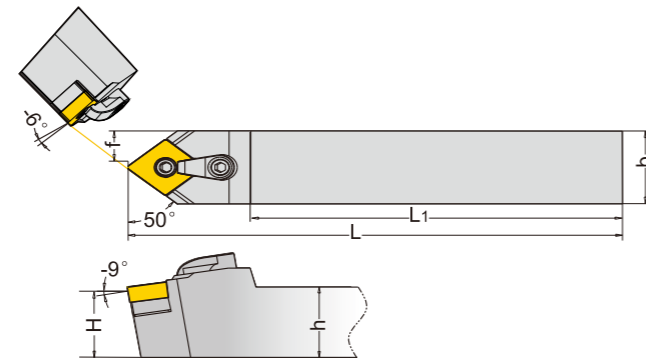

型号 Cat.No	刀片 Insert	尺寸 Specifications					刀垫 Insert Shim	中心螺丝 Centre Screw	压板 Clamp	压板螺丝 Clamp Screw	扳手 Spanner	
		h	b	L	L1	f						
MCKNR/L	1616H12	CN..1204..	16	16	100	80	MC1204	MX0617	MY0619	ML0625	L2.5, L3	
	2020K12		20	20	125	100						25
	2525M12		25	25	150	120						32
	3232P12		32	32	170	135						40
	2525M16	CN..1606..	25	25	150	135	MC1604	MX0822	MY0823	ML0828	L3, L4	
	3232P16		32	32	170	135						40
	4040S16		40	40	250	200						50
	3232P19		32	32	170	135						40
4040S19	CN..1906..	40	40	250	200	50	MC1904	MX1022	MY0823	ML0828	L4	

型号 Cat.No	刀片 Insert	尺寸 Specifications					刀垫 Insert Shim	中心螺丝 Centre Screw	压板 Clamp	压板螺丝 Clamp Screw	扳手 Spanner	
		h	b	L	L1	f						
MCGNR/L	1616H12	CN..1204..	16	16	100	80	MC1204	MX0617	MY0619	ML0625	L2.5, L3	
	2020K12		20	20	125	100						25
	2525M12		25	25	150	120						32
	3232P12		32	32	170	135						40
	2525M16	CN..1606..	25	25	150	120	MC1604	MX0822	MY0823	ML0828	L3, L4	
	3232P16		32	32	170	135						40
	4040S16		40	40	250	200						50
	3232P19		32	32	170	135						40
	4040S19	CN..1906..	40	40	250	200	MC1904	MX1022	MY0823	ML0828	L4	
	4040V19		40	40	400	350						50

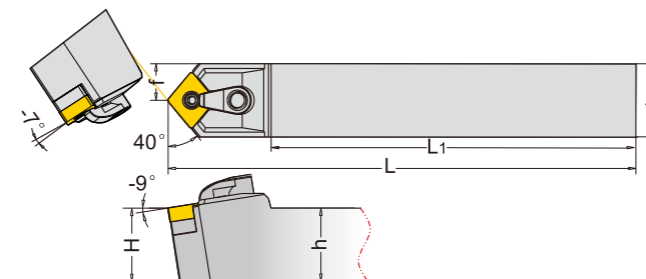



型号 Cat.No	刀片 Insert	尺寸 Specifications					刀垫 Insert Shim	中心螺丝 Centre Screw	压板 Clamp	压板螺丝 Clamp Screw	扳手 Spanner	
		h	b	L	L1	f						
MCFNR/L	1616H12	CN..1204..	16	16	100	80	MC1204	MX0617	MY0619	ML0625	L2.5, L3	
	2020H12		20	20	150	100						25
	2525M12		25	25	150	120						32
	3232P12		32	32	170	135						40
	2525M16	CN..1606..	25	25	150	135	MC1604	MX0822	MY0823	ML0828	L3, L4	
	3232P16		32	32	170	135						40
	4040S16		40	40	250	155						50
	2525M19		25	25	150	120						32
3232P19	CN..1906..	32	32	170	135	MC1904	MX1022	MY0823	ML0828	L4		
4040R19		40	40	200	155						50	

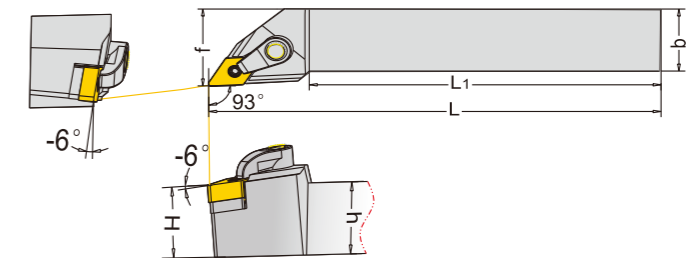
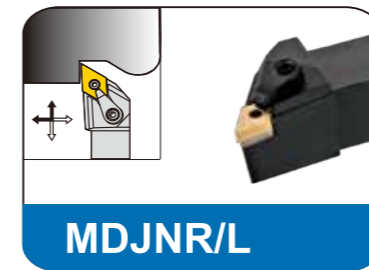
型号 Cat.No	刀片 Insert	尺寸 Specifications					刀垫 Insert Shim	中心螺丝 Centre Screw	压板 Clamp	压板螺丝 Clamp Screw	扳手 Spanner	
		h	b	L	L1	f						
MCSNR/L	1616H12	CN..1204..	16	16	100	80	MC1204	MX0617	MY0619	ML0625	L2.5, L3	
	2525M12		20	20	125	100						25
	2020K12		25	25	150	120						32
	3232P12		32	32	170	135						40
	2525M16	CN..1606..	25	25	150	120	MC1604	MX0822	MY0823	ML0828	L3, L4	
	3232P16		32	32	170	135						40
	4040S16		40	40	250	200						50
	3232P19		32	32	170	135						40
	4040S19	CN..1906..	40	40	250	200	MC1904	MX1022	MY0823	ML0828	L4	
	4040V19		40	40	400	350						50



型号 Cat.No	刀片 Insert 60°	尺寸 Specifications					刀垫 Insert Shim	中心螺丝 Centre Screw	压板 Clamp	压板螺丝 Clamp Screw	扳手 Spanner	
		h	b	L	L ₁	f						
MCMNN	1616H12	CN..1204..	16	16	100	80	MC1204	MX0617	MY0619	ML0625	L2.5,L3	
	2020K12		20	20	125	100						10
	2525M12		25	25	150	120						12.5
	3232P12		32	32	170	135						16
	2525M16	CN..1606..	25	25	150	120	MC1604	MX0822	MY0823	ML0828	L3,L4	
	3232P16		32	32	170	135						16
	4040S16		40	40	250	200						20
	3232P19		CN..1906..	32	32	170						135
4040S19	40	40		250	200	20						



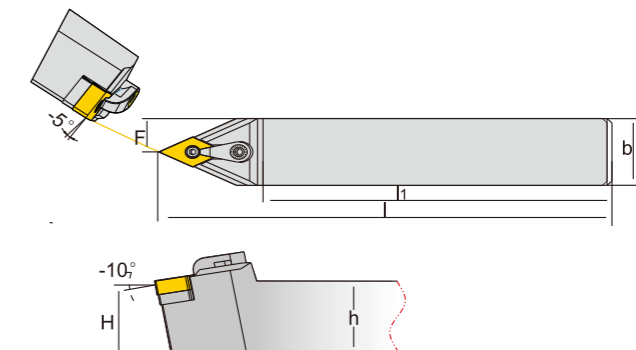

型号 Cat.No	刀片 Insert 60°	尺寸 Specifications					刀垫 Insert Shim	中心螺丝 Centre Screw	压板 Clamp	压板螺丝 Clamp Screw	扳手 Spanner	
		h	b	L	L ₁	f						
MCMNN	1616H12-40	CN..1204..	16	16	100	80	MC1204	MX0617	MY0619	ML0625	L2.5,L3	
	2020K12-40		20	20	125	100						10
	2525M12-40		25	25	150	120						12.5
	3232P12-40		32	32	170	135						16
	2525M16-40	CN..1606..	25	25	150	120	MC1604	MX0822	MY0823	ML0828	L3,L4	
	3232P16-40		32	32	170	135						16
	4040S16-40		40	40	250	200						20
	3232P19-40		CN..1906..	32	32	170						135
4040S19-40	40	40		250	200	20						



径向切削时，切削量应小于等于刀尖角半径 For radial cutting, the cutting amount should be less than or equal to the insert angle corner radius

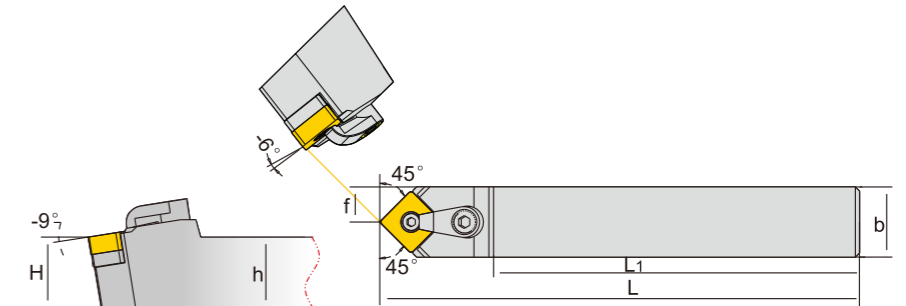

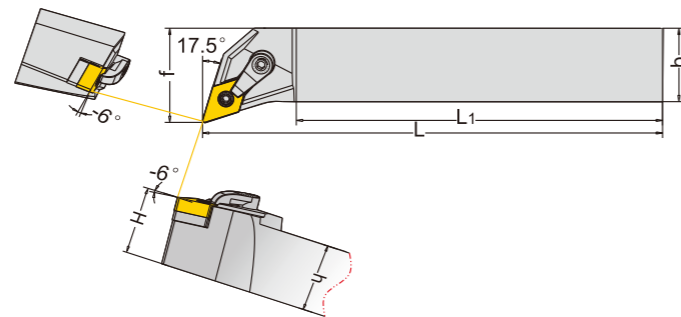

型号 Cat.No	刀片 Insert 55°	尺寸 Specifications					刀垫 Insert Shim	中心螺丝 Centre Screw	压板 Clamp	压板螺丝 Clamp Screw	扳手 Spanner		
		h	b	L	L ₁	f							
MDJNR/L	1616H11	DN..1104..	16	16	100	80	MD1103	MX0513	MY0619	ML0625	L2,L3		
	2020K11		20	20	125	100						25	
	2525M11		25	25	150	120						32	
	2020K15		20	20	125	100						25	
	2525M15	DN..1504..	25	25	150	120	MD1504	MX0619	MY0621	ML0625	L2.5,L3		
	3232P15		32	32	170	135						40	
	4040S15		DN..1506..	40	40	250						200	50

当使用不同厚度刀片时，应更换相应刀垫
When using an insert of different thickness, the corresponding Insert Shim should be replaced



型号 Cat.No	刀片 Insert 55°	尺寸 Specifications					刀垫 Insert Shim	中心螺丝 Centre Screw	压板 Clamp	压板螺丝 Clamp Screw	扳手 Spanner		
		h	b	L	L ₁	f							
MDPNN	1616H11	DN..1104..	16	16	100	80	MD1103	MX0513	MY0619	ML0625	L2,L3		
	2020K11		20	20	125	100						10	
	2525M11		25	25	150	120						12.5	
	2020K15		20	20	125	100						10	
	2525M15	DN..1504..	25	25	150	120	MD1506	MX0619	MY0621	ML0625	L2.5,L3		
	3232P15		32	32	170	135						16	
	4040S15		DN..1506..	40	40	250						200	50

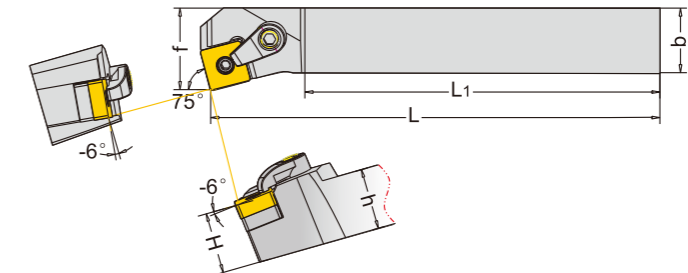
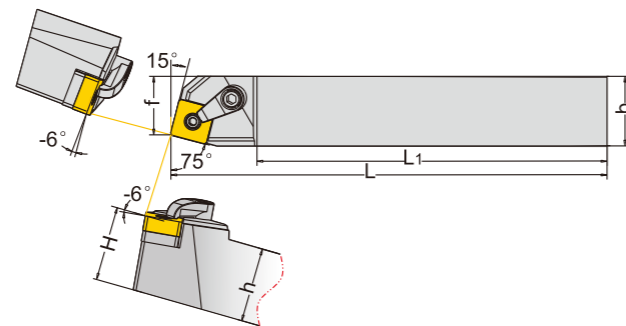

当使用不同厚度刀片时，应更换相应刀垫
When using an insert of different thickness, the corresponding Insert Shim should be replaced



型号 Cat.No	刀片 Insert 55°	尺寸 Specifications					刀垫 Insert Shim	中心螺丝 Centre Screw	压板 Clamp	压板螺丝 Clamp Screw	扳手 Spanner	
		h	b	L	L ₁	f						
MDQNR/L	1616H11	DN..1104..	16	16	100	80	20	MD1103	MX0513	MY0619	ML0625	L2,L3
	2020K11		20	20	125	100	25					
	2525M11		25	25	150	120	32					
	2020K15	DN..1504.. DN..1506..	20	20	125	100	25	MD1506 MD1504	MX0619	MY0621	ML0625	L2.5,L3
	2525M15		25	25	150	120	32					
	3232P15		32	32	170	135	40					

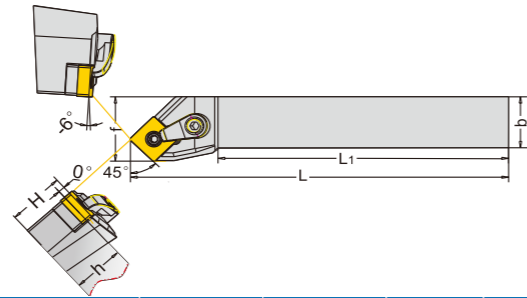

型号 Cat.No	刀片 Insert	尺寸 Specifications					刀垫 Insert Shim	中心螺丝 Centre Screw	压板 Clamp	压板螺丝 Clamp Screw	扳手 Spanner	
		h	b	L	L ₁	f						
MSDNN	1616H12	SN..1204..	16	16	100	80	8	MS1204	MX0617	MY0619	ML0625	L2.5,L3
	2020K12		20	20	125	100	10					
	2525M12		25	25	150	120	12.5					
	3232P12		32	32	170	135	16					
	2525M15		25	25	150	120	12.5					
	3232P15		32	32	170	135	16					
	4040S15	SN..1906..	40	40	250	200	20	MS1504	MX0822	MY0823	ML0828	L3,L4
	3232P19		32	32	170	135	16					
	4040S19		40	40	250	200	20					

当使用不同厚度刀片时,应更换相应刀垫

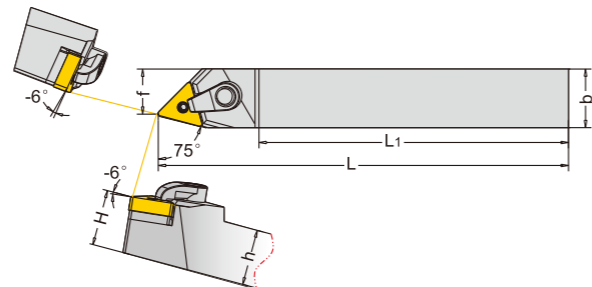



型号 Cat.No	刀片 Insert	尺寸 Specifications					刀垫 Insert Shim	中心螺丝 Centre Screw	压板 Clamp	压板螺丝 Clamp Screw	扳手 Spanner	
		h	b	L	L ₁	f						
MSBNR/L	1616H12	SN..1204..	16	16	100	80	12	MS1204	MX0617	MY0619	ML0625	L2.5,L3
	2020K12		20	20	125	100	17					
	2525M12		25	25	150	120	22					
	3232P12		32	32	170	135	27					
	2525M15	SN..1506	25	25	150	120	22	MS1504	MX0822	MY0823	ML0828	L3,L4
	3232P15		32	32	170	135	27					
	4040S15		40	40	250	200	35					
	3232P19	SN..1906..	32	32	170	135	27	MS1904	MX1022	MY0823	ML0828	L4
	4040R19		40	40	200	155	35					
	4040S19		40	40	250	200	35					

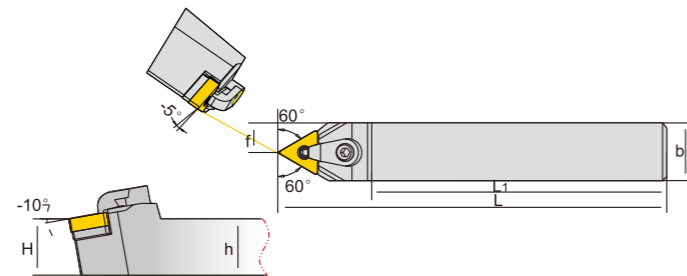
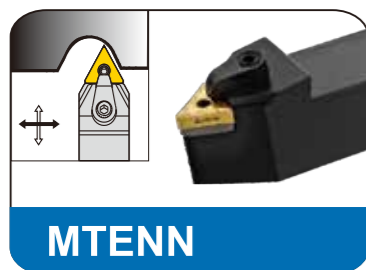
型号 Cat.No	刀片 Insert	尺寸 Specifications					刀垫 Insert Shim	中心螺丝 Centre Screw	压板 Clamp	压板螺丝 Clamp Screw	扳手 Spanner	
		h	b	L	L ₁	f						
MSKNR/L	1616H12	SN..1204..	16	16	100	80	20	MS1204	MX0617	MY0619	ML0625	L2.5,L3
	2020K12		20	20	125	100	25					
	2525M12		25	25	150	120	32					
	3232P12		32	32	170	135	40					
	2525M15		25	25	150	120	32					
	3232P15		32	32	170	135	40					
	4040S15	SN..1506..	40	40	250	200	50	MS1504	MX0822	MY0823	ML0828	L3,L4
	3232P19		32	32	170	135	40					
	4040S19		40	40	250	200	50					



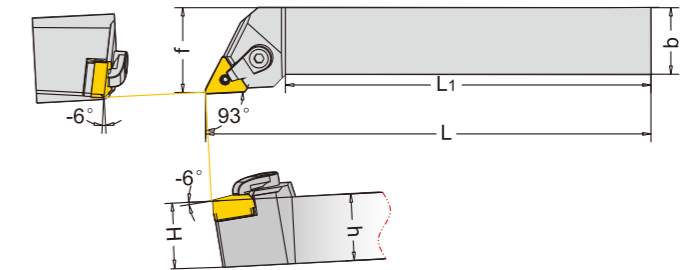

型号 Cat.No	刀片 Insert	尺寸 Specifications					刀垫 Insert Shim	中心螺丝 Centre Screw	压板 Clamp	压板螺丝 Clamp Screw	扳手 Spanner						
		h	b	L	L ₁	f											
MSSNR/L	1616H12	SN..1204..	16	16	100	80	20	MS1204	MX0617	MY0619	ML0625	L2.5,L3					
	2020K12		20	20	125	100	25										
	2525M12		25	25	150	120	32										
	3232P12	32	32	170	135	40											
	2525M15	SN..1506..	25	25	150	120	32						MS1504	MX0822	MY0823	ML0828	L3,L4
	3232P15		32	32	170	135	40										
4040S15	40		40	250	200	50											
3232P19	SN..1906..	32	32	170	135	40	MS1904	MX1022	MY0823	ML0828	L4						
4040S19		40	40	250	200	50											



型号 Cat.No	刀片 Insert	尺寸 Specifications					刀垫 Insert Shim	中心螺丝 Centre Screw	压板 Clamp	压板螺丝 Clamp Screw	扳手 Spanner	
		h	b	L	L ₁	f						
MTBNR/L	1616H16	TN..1604..	16	16	100	80	10.5	MT1603	MX0513	MY0619	ML0625	L2,L3
	2020K16		20	20	125	100	16					
	2525M16		25	25	150	120	21					
	3232P16		32	32	170	135	27.5					

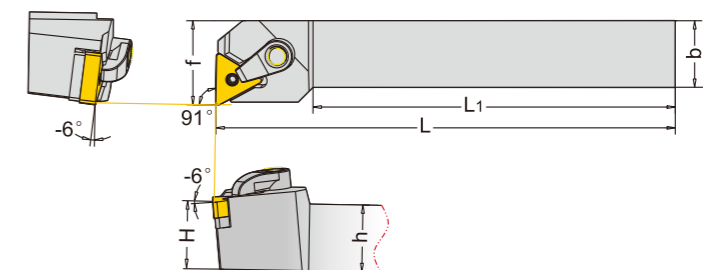



型号 Cat.No	刀片 Insert	尺寸 Specifications					刀垫 Insert Shim	中心螺丝 Centre Screw	压板 Clamp	压板螺丝 Clamp Screw	扳手 Spanner	
		h	b	L	L ₁	f						
MTENN	1616H16	TN..1604..	16	16	100	80	8	MT1603	MX0513	MY0619	ML0625	L2,L3
	2020K16		20	20	125	100	10					
	2525M16		25	25	150	120	12.5					
	3232P16		32	32	170	135	16					
	4040S16	40	40	250	200	20						
	2525M22	TN..2204..	25	25	150	120	12.5					
3232P22	32		32	170	135	16						
4040S22	40	40	250	200	20							




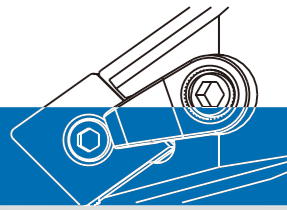
径向切削时，切削量应小于等于刀尖角半径 For radial cutting, the cutting amount should be less than or equal to the insert angle corner radius

型号 Cat.No	刀片 Insert	尺寸 Specifications					刀垫 Insert Shim	中心螺丝 Centre Screw	压板 Clamp	压板螺丝 Clamp Screw	扳手 Spanner						
		h	b	L	L ₁	f											
MTJNR/L	1616H16	TN..1604..	16	16	100	80	20	MT1603	MX0513	MY0619	ML0625	L2,L3					
	2020K16		20	20	125	100	25										
	2525M16		25	25	150	120	32										
	3232P16		32	32	170	135	40										
	4040S16	40	40	250	200	50											
	2525M22	TN..2204..	25	25	150	120	32						MT2204	MX0617	MY0819	ML0828	L2.5,L4
	3232P22		32	32	170	135	40										
	4040R22		40	40	200	155	50										
4040S22	40		40	250	200	50											



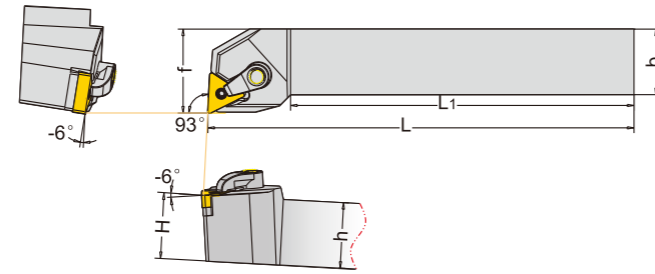
轴向切削时，切削量应小于等于刀尖角半径 When cutting axially, the cutting amount should be less than or equal to the insert corner radius

型号 Cat.No	刀片 Insert	尺寸 Specifications					刀垫 Insert Shim	中心螺丝 Centre Screw	压板 Clamp	压板螺丝 Clamp Screw	扳手 Spanner						
		h	b	L	L ₁	f											
MTFNR/L	1616H16	TN..1604..	16	16	100	80	20	MT1603	MX0513	MY0619	ML0625	L2,L3					
	2020K16		20	20	125	100	25										
	2525M16		25	25	150	120	32										
	3232P16		32	32	170	135	40										
	2525M22	TN..2204..	25	25	150	120	32						MT2204	MX0617	MY0819	ML0828	L2.5,L4
	3225P22		32	25	170	135	32										
	3232P22		32	32	170	135	40										
	4040S22		40	40	250	200	50										




MTUNR/L

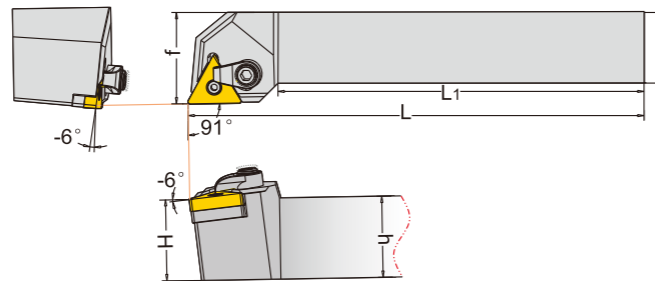
轴向切削时，切削量应小于等于刀尖角半径
When cutting axially, the cutting amount should be less than or equal to the insert corner radius



型号 Cat.No	刀片 Insert	尺寸 Specifications						刀垫 Insert Shim	中心螺丝 Centre Screw	压板 Clamp	压板螺丝 Clamp Screw	扳手 Spanner					
		h	b	L	L ₁	f											
MTUNR/L	1616H16	TN..1604..	16	16	100	80	20	MT1603	MX0513	MY0619	ML0625	L2,L3					
	2020K16		20	20	125	100	25										
	2525M16		25	25	150	120	32										
	3232P16	32	32	170	135	40											
	2525M22	TN..2204..	25	25	150	120	32						MT2204	MX0617	MY0819	ML0828	L2.5,L4
	3232P25		32	32	170	135	32										
4040S22	40		40	250	200	50											




MTGNR/L

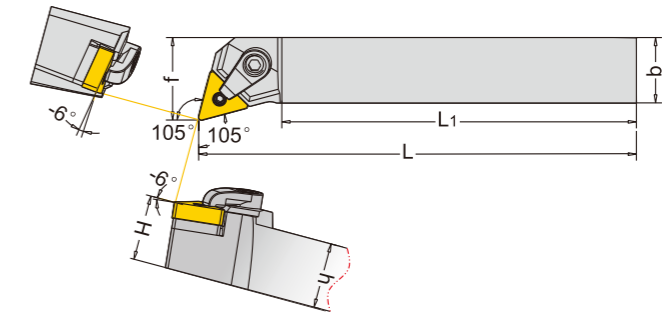


径向切削时，切削量应小于等于刀尖角半径 For radial cutting, the cutting amount should be less than or equal to the insert angle corner radius


型号 Cat.No	刀片 Insert	尺寸 Specifications						刀垫 Insert Shim	中心螺丝 Centre Screw	压板 Clamp	压板螺丝 Clamp Screw	扳手 Spanner					
		h	b	L	L ₁	f											
MTGNR/L	1616H16	TN..1604..	16	16	100	80	20	MT1603	MX0513	MY0619	ML0625	L2,L3					
	2020K16		20	20	125	100	25										
	2525M16		25	25	150	120	32										
	3232P16	32	32	170	135	37											
	3232P22	TN..2204..	32	32	170	135	40						MT2204	MX0617	MY0819	ML0828	L2.5,L4
	4040S22		40	40	250	200	50										



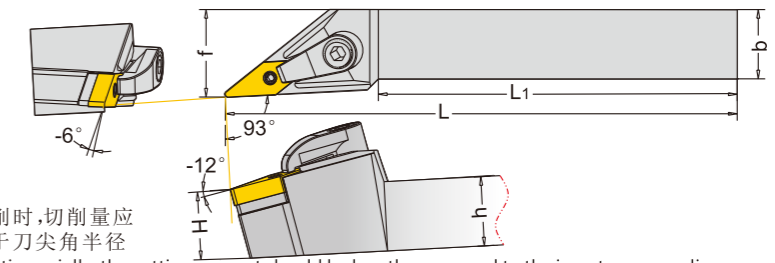
MTQNR/L



型号 Cat.No	刀片 Insert	尺寸 Specifications						刀垫 Insert Shim	中心螺丝 Centre Screw	压板 Clamp	压板螺丝 Clamp Screw	扳手 Spanner					
		h	b	L	L ₁	f											
MTQNR/L	1616H16	TN..1604..	16	16	100	80	20	MT1603	MX0513	MY0619	ML0625	L2,L3					
	2020K16		20	20	125	100	25										
	2525M16		25	25	150	120	32										
	3232P16	32	32	170	135	40											
	2525M22	TN..2204..	25	25	150	120	32						MT2204	MX0617	MY0819	ML0828	L2.5,L4
	3232P22		32	32	170	135	40										

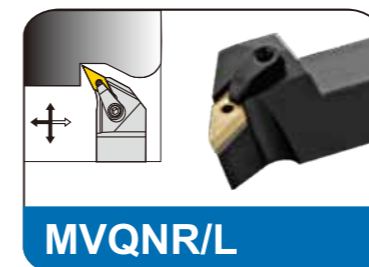


MVJNR/L

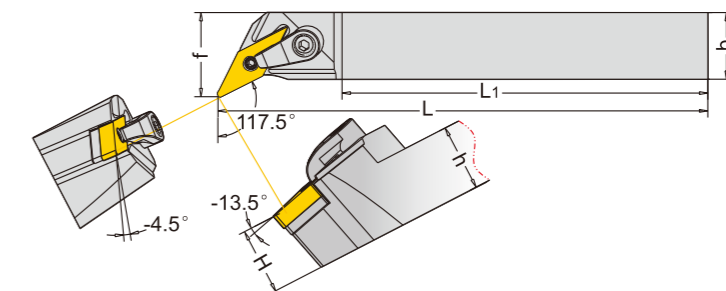


径向切削时，切削量应小于等于刀尖角半径
When cutting axially, the cutting amount should be less than or equal to the insert corner radius

型号 Cat.No	刀片 Insert	尺寸 Specifications						刀垫 Insert Shim	中心螺丝 Centre Screw	压板 Clamp	压板螺丝 Clamp Screw	扳手 Spanner
		h	b	L	L ₁	f						
MVJNR/L	1616H16	VN..1604..	16	16	100	80	20	MV1603	MX0513	MY0826	ML0828	L2,L3,L4
	2020K16		20	20	125	100	25					
	2525M16		25	25	150	120	32					
	3232P16		32	32	170	135	40					



MVQNR/L



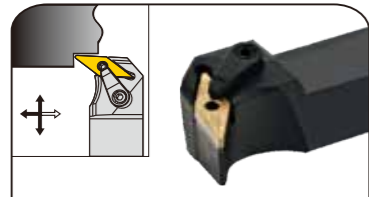
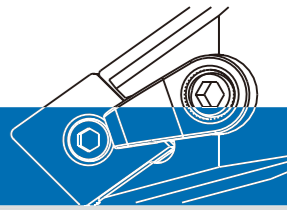
型号 Cat.No	刀片 Insert	尺寸 Specifications						刀垫 Insert Shim	中心螺丝 Centre Screw	压板 Clamp	压板螺丝 Clamp Screw	扳手 Spanner
		h	b	L	L ₁	f						
MVQNR/L	1616H16	VN..1604..	16	16	100	80	20	MV1603	MX0513	MY0621	ML0625	L2,L3
	2020K16		20	20	125	100	25					
	2525M16		25	25	150	120	32			MY0826	ML0828	L2,L4
	3232P16		32	32	170	135	40					



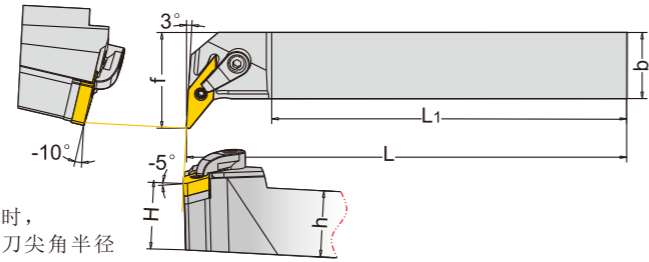
YAPO 外圆车刀 External Grooving Holder

M型压紧 M Type Clamp

YAPO W型压紧 W Type Clamp

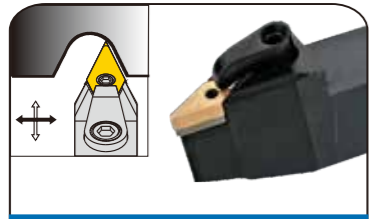


MVUNR/L

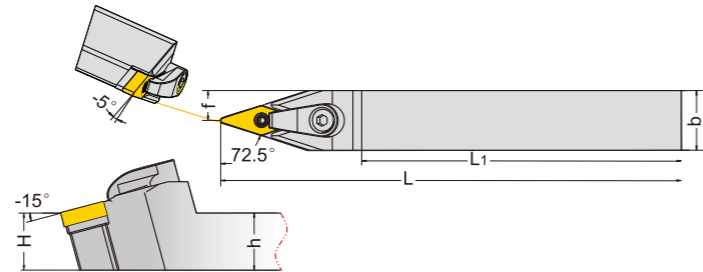


轴向与径反向切削时，
切削量应小于等于刀尖角半径
When cutting axially, the cutting amount should be less than or equal to the insert corner radius

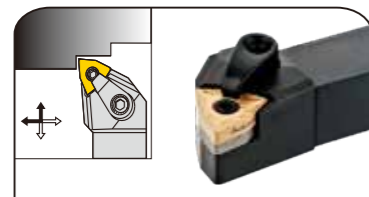
型号 Cat.No	刀片 Insert 35°	尺寸 Specifications					刀垫 Insert Shim	中心螺丝 Centre Screw	压板 Clamp	压板螺丝 Clamp Screw	扳手 Spanner	
		h	b	L	L1	f						
MVUNR/L	2020K16	VN..1604..	20	20	125	100	31	MV1603	MX0513	MY0621	ML0625	L2,L3
	2525M16		25	25	150	120	36					
	3232P16		32	32	170	135	43					



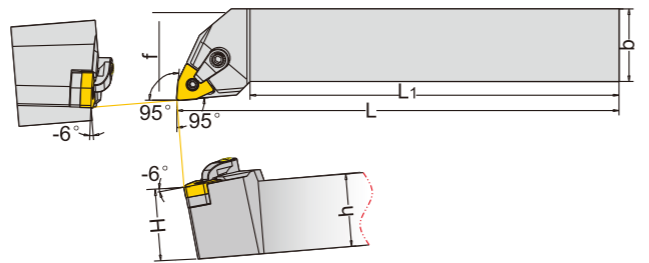
MNVNN



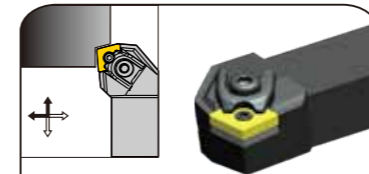
型号 Cat.No	刀片 Insert 35°	尺寸 Specifications					刀垫 Insert Shim	中心螺丝 Centre Screw	压板 Clamp	压板螺丝 Clamp Screw	扳手 Spanner	
		h	b	L	L1	f						
MNVNN	1616H16	VN..1604..	16	16	100	80	8	MV1603	MX0513	MY0826	ML0828	L2,L4
	2020K16		20	20	125	100	10					
	2525M16		25	25	150	120	12.5					
	3232P16		32	32	170	135	16					



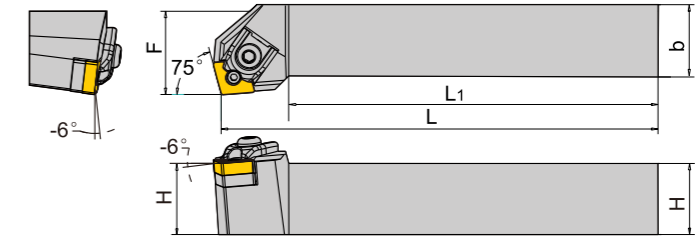
MWLNR/L



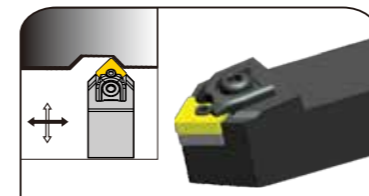
型号 Cat.No	刀片 Insert 80°	尺寸 Specifications					刀垫 Insert Shim	中心螺丝 Centre Screw	压板 Clamp	压板螺丝 Clamp Screw	扳手 Spanner
		h	b	L	L1	f					
MWLNR/L	1616H06	WN..0604..	16	16	100	80	20	MW0603	MX0513		L2,L3
	2020K06		20	20	125	100	25				
	2525M06	25	25	150	120	32	MW0804	MX0617	MY0619	ML0625	L2.5,L3
	1616H08	16	16	100	80	20					
	2020K08	20	20	125	100	25					
	2525M08	25	25	150	120	32					
	3232P08	30	30	170	135	40					
	4040R08	40	40	200	155	50					
4040S08	40	40	250	200	50						



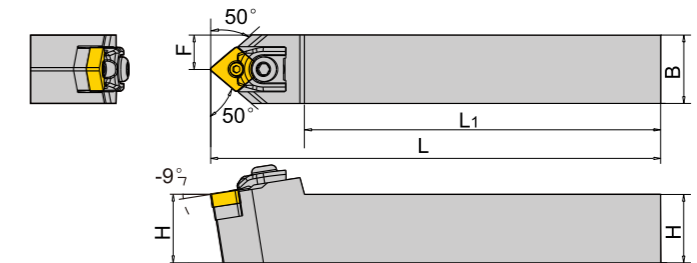
WCKNR/L



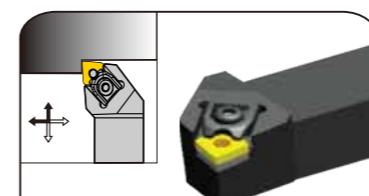
型号 Cat.No	刀片 Insert 80°	尺寸 Specifications					刀垫 Insert Shim	中心螺丝 Centre Screw	压板 Clamp	压板螺丝 Clamp Screw	C型环扳手 Spanner		
		h	b	L	L1	f							
WCKNR/L	2020K12	CN..1204..	20	20	125	100	25	MC1204	WX0618	WYT16	WL0525	C5	L3,L4
	2525M12		25	25	150	120	32						
	3232P12		32	32	170	135	40						



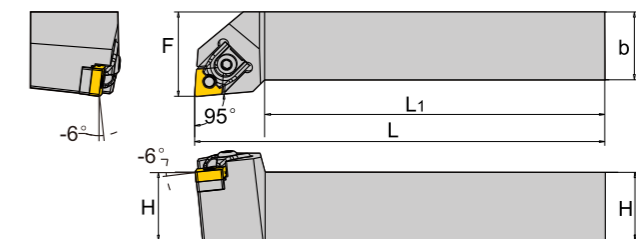
WCMNN



型号 Cat.No	刀片 Insert 80°	尺寸 Specifications					刀垫 Insert Shim	中心螺丝 Centre Screw	压板 Clamp	压板螺丝 Clamp Screw	C型环扳手 Spanner		
		h	b	L	L1	f							
WCMNN	2020K12	CN..1204..	20	20	125	100	25	MC1204	WX0618	WYT16	WL0525	C5	L3,L4
	2525M12		25	25	150	120	32						
	3232P12		32	32	170	135	40						
	2525M16	25	25	150	120	32	MC1604	WX0822	WYT16	WL0525	C5	L4	
	3232P16	32	32	170	135	40							



WCLNR/L

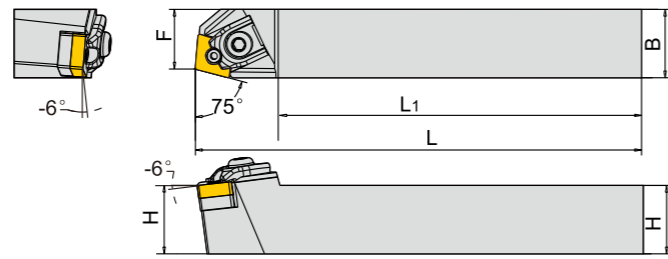

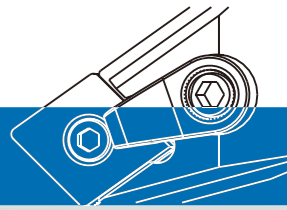


型号 Cat.No	刀片 Insert 80°	尺寸 Specifications					刀垫 Insert Shim	中心螺丝 Centre Screw	压板 Clamp	压板螺丝 Clamp Screw	C型环扳手 Spanner		
		h	b	L	L1	f							
WCLNR/L	2020K12	CN..1204..	20	20	125	100	25	MC1204	WX0618	WYT16	WL0525	C5	L3,L4
	2525M12		25	25	150	120	32						
	3232P12		32	32	170	135	40						
	2525M16	25	25	150	120	32	MC1604	WX0822	WYT16	WL0525	C5	L4	
	3232P16	32	32	170	135	40							

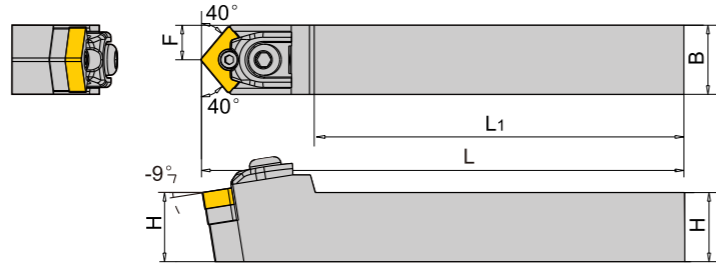


YAPO 外圆车刀 External Grooving Holder

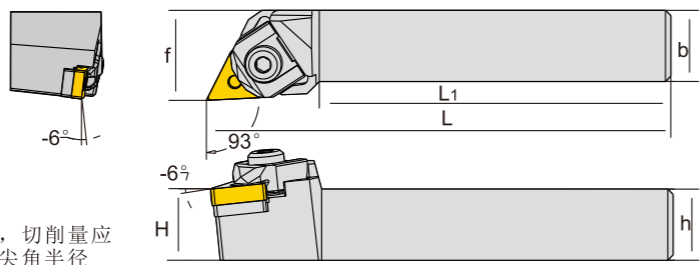

YAPO M型壓緊 M Type Clamp



型号 M Type Clamp		刀片 Insert	尺寸 Specifications					刀垫 Insert Shim	中心螺丝 Centre Screw	压板 Clamp	压板螺丝 Clamp Screw	C型环	扳手 Spanner
			h	b	L	L1	f						
WCBNR/L	2020K12	CN..1204..	20	20	125	100	25	MC1204	WX0618	WYT16	WL0525	C5	L3,L4
	2525M12		25	25	150	120	32						
	3232P12		32	32	170	135	40						

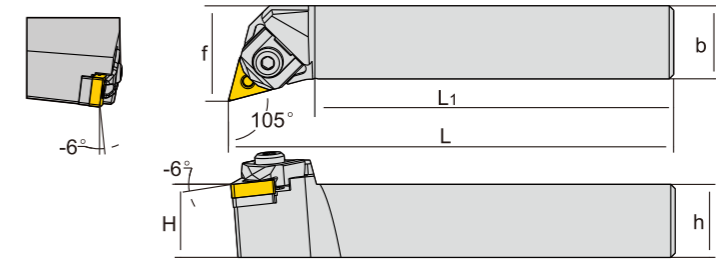



型号 Cat.No		刀片 Insert	尺寸 Specifications					刀垫 Insert Shim	中心螺丝 Centre Screw	压板 Clamp	压板螺丝 Clamp Screw	C型环	扳手 Spanner
			h	b	L	L1	f						
WCMNN	2020K12-40	CN..1204..	20	20	125	100	25	MC1204	WX0618	WYT16	WL0525	C5	L3,L4
	2525M12-40		25	25	150	120	32						
	3232P12-40		32	32	170	135	40						
	2525M16-40	CN..1606..	25	25	150	120	32	MC1604	WX0822	WYT16	WL0525	C5	L4
	3232P16-40		32	32	175	135	40						

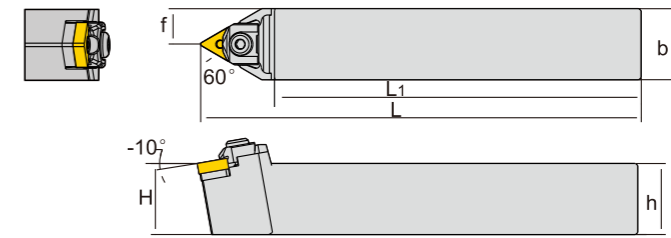



径向切削时，切削量应小于等于刀尖角半径
For radial cutting, the cutting amount should be less than or equal to the insert angle corner radius

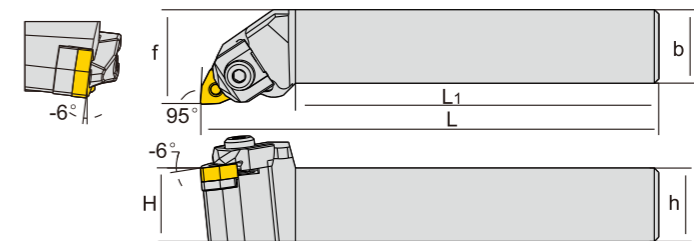
型号 Cat.No		刀片 Insert	尺寸 Specifications					刀垫 Insert Shim	中心螺丝 Centre Screw	压板 Clamp	压板螺丝 Clamp Screw	C型环	扳手 Spanner
			h	b	L	L1	f						
WTJNR/L	1616H16	TN..1604..	16	16	100	80	20	MT1603	WX0515	WYT16	WL0525	C5	L2.5,L4
	2020K16		20	20	125	100	25						
	2525M16		25	25	150	120	32						
	3232P16		32	32	170	135	40						



型号 M Type Clamp		刀片 Insert	尺寸 Specifications					刀垫 Insert Shim	中心螺丝 Centre Screw	压板 Clamp	压板螺丝 Clamp Screw	C型环	扳手 Spanner
			h	b	L	L1	f						
WTQNR/L	1616H16	TN..1604..	16	16	100	80	20	MT1603	WX0515	WYT16	WL0625	C6	L2.5,L4
	2020K16		20	20	125	100	25						
	2525M16		25	25	150	120	32						
	3232P16		32	32	170	135	40						



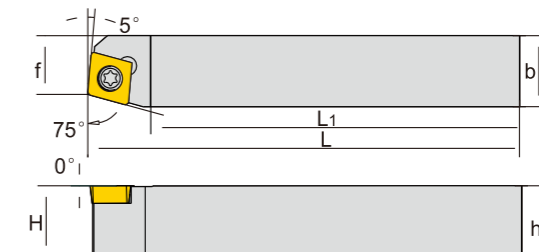

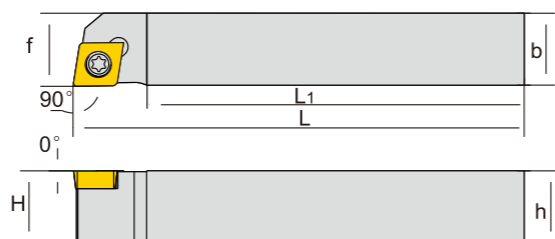

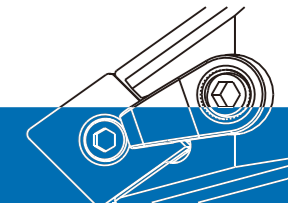
型号 Cat.No		刀片 Insert	尺寸 Specifications					刀垫 Insert Shim	中心螺丝 Centre Screw	压板 Clamp	压板螺丝 Clamp Screw	C型环	扳手 Spanner
			h	b	L	L1	f						
WTENN	1616H16	TN..1604..	16	16	100	80	8	MT1603	WX0515	WYT16	WL0525	C5	L2.5,L4
	2020K16		20	20	125	100	10						
	2525M16		25	25	150	120	12.5						
	3232P16		32	32	170	135	16						



型号 Cat.No		刀片 Insert	尺寸 Specifications					刀垫 Insert Shim	中心螺丝 Centre Screw	压板 Clamp	压板螺丝 Clamp Screw	C型环	扳手 Spanner
			h	b	L	L1	f						
WWLNR/L	1616H06	WN..0604	16	16	100	80	20	MW0604	WX0515	WYW08	WL0525	C5	L2.5,L4
	2020K06		20	20	125	100	25						
	2525M06		25	25	150	120	32						
	1616H08	WN..0804..	16	16	100	80	20	MW0804	WX0618	WYT16	WL0525	C5	L3,L4
	2020K08		20	20	125	100	25						
	2525M08		25	25	150	120	32						
3232P08	32	32	170	135	40								

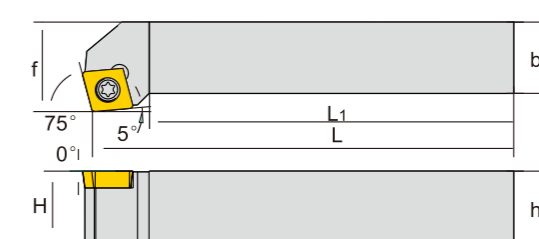
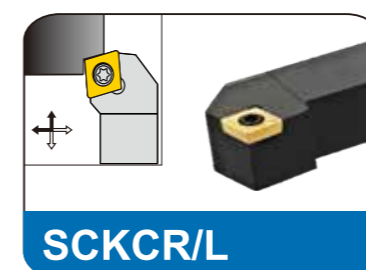
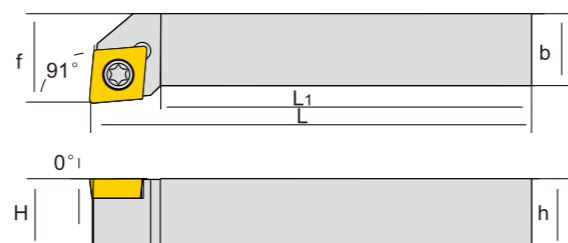
C 重刀刀具

C 重刀刀具



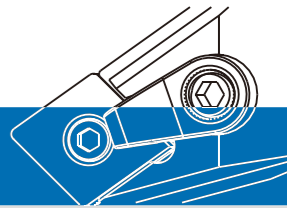
型号 Cat.No	刀片 Insert	尺寸 Specifications					刀片螺丝 Insert Screw	扳手 Spanner	
		h	b	L	L ₁	f			
SCACR/L	CC..0602..	0808D06	8	8	60	52	8	SC250744	T8
		0808F06	8	8	80	68	8		
		1010E06	10	10	70	62	10		
		1010F06	10	10	80	68	10		
		1212F06	12	12	80	68	12		
		1212H06	12	12	100	80	12		
	CC..09T3..	1212F09	12	12	80	68	12	SC350960	T15
		1212H09	12	12	100	80	12		
		1616H09	16	16	100	80	16		
		2020K09	20	20	125	100	20		
		2525M09	25	25	150	120	25		
		1616H12	16	16	100	80	16		
		2020K12	20	20	125	100	20		
		2525M12	25	25	150	120	25		
CC..1204..	2020K12	20	20	125	100	20	SC501260	T20	
	2525M12	25	25	150	120	25			

型号 Cat.No	刀片 Insert	尺寸 Specifications					刀片螺丝 Insert Screw	扳手 Spanner	
		h	b	L	L ₁	f			
SCBCR/L	CC..0602..	0808E06	8	8	70	62	8	SC250744	T8
		0808F06	8	8	80	68	8		
		1010F06	10	10	80	68	8.5		
		1212H06	12	12	100	80	10		
		1212H09	12	12	100	80	10		
		1616H09	16	16	100	80	13		
	CC..09T3..	2020K09	20	20	125	100	17	SC350960	T15
		2525M09	25	25	150	120	22		
		1616K12	16	16	125	100	13		
		2020K12	20	20	125	100	17		
	CC..1204..	2525M12	25	25	150	120	22	SC501260	T20
		3232P12	32	32	170	135	29		

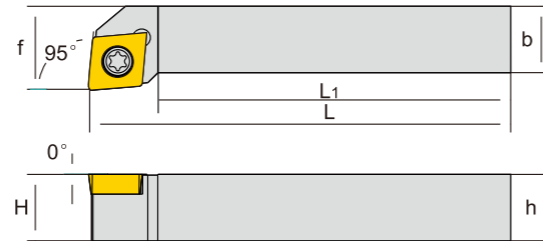


型号 Cat.No	刀片 Insert	尺寸 Specifications					刀片螺丝 Insert Screw	扳手 Spanner	
		h	b	L	L ₁	f			
SCFCR/L	CC..0602..	1010E06	10	10	70	62	12	SC250744	T8
		1010F06	10	10	80	68	12		
		1212E06	12	12	100	80	16		
	CC..09T3..	1212F09	12	12	80	68	16	SC350960	T15
		1212H09	12	12	100	80	16		
		1616H09	16	16	100	80	20		
		2020K09	20	20	125	100	25		
		2525M09	25	25	150	120	32		
		3232P09	32	32	170	135	40		
		2020K12	20	20	125	100	25		
		2525M12	25	25	150	120	32		
	CC..1204..	3232P12	32	32	170	135	40	SC501260	T20

型号 Cat.No	刀片 Insert	尺寸 Specifications					刀片螺丝 Insert Screw	扳手 Spanner	
		h	b	L	L ₁	f			
SCKCR/L	CC..0602..	0808E06	8	8	70	62	9	SC250744	T8
		0808F06	8	8	80	68	9		
		1010F06	10	10	80	68	12		
		1212H06	12	12	100	80	16		
		1212H09	12	12	100	80	16		
		1616H09	16	16	100	80	20		
	CC..09T3..	2020K09	20	20	125	100	25	SC350960	T15
		2525M09	25	25	150	120	32		
		3232P09	32	32	170	135	40		
		2020K12	20	20	125	100	25		
	CC..1204..	2525M12	25	25	150	120	32	SC501260	T20
		3232P12	32	32	170	135	40		



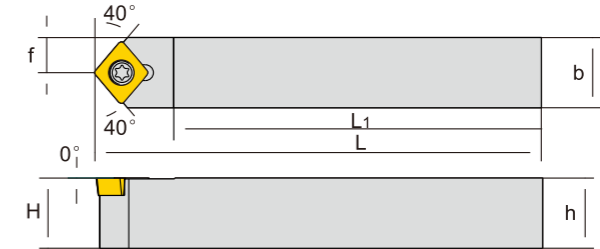
SCLCR/L




型号 Cat.No	刀片 Insert	尺寸 Specifications					刀片螺丝 Insert Screw	扳手 Spanner	
		h	b	L	L1	f			
SCLCR/L	CC..0602..	0808F06	8	8	80	68	10	SC250744	T8
		1010E06	10	10	70	62	12		
		1010F06	10	10	80	68	12		
		1212F06	12	12	80	68	16		
		1212H06	12	12	100	80	16		
		1616H06	16	16	100	80	20		
	CC..09T3..	2020K06	20	20	125	100	25	SC350960	T15
		1212F09	12	12	80	68	16		
		1212H09	12	12	100	80	16		
		1616H09	16	16	100	80	20		
		2020K09	20	20	125	100	25		
		2525M09	25	25	150	120	32		
	CC..1204..	3232P09	32	32	170	135	40	SC501260	T20
		1616H12	16	16	100	80	20		
		2020K12	20	20	125	100	25		
		2525M12	25	25	150	120	32		
3232P12	32	32	170	135	40				



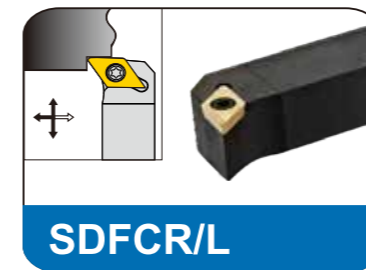
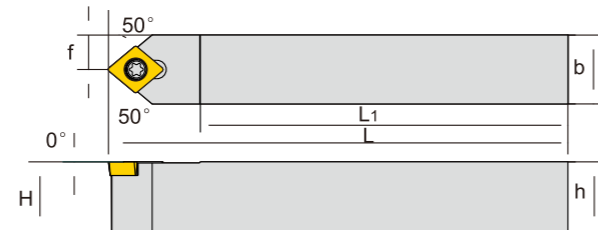
SCMCN-40



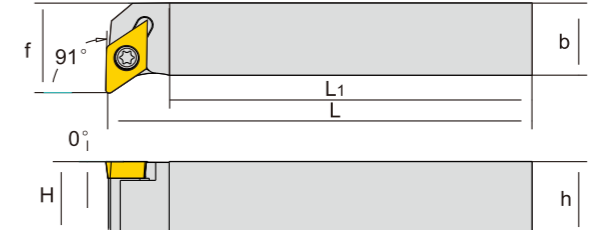
型号 Cat.No	刀片 Insert	尺寸 Specifications					刀片螺丝 Insert Screw	扳手 Spanner	
		h	b	L	L1	f			
SCMCN	CC..0602..	0808F06-40	8	8	80	68	4	SC250744	T8
		1010E06-40	10	10	70	62	5		
		1010F06-40	10	10	80	68	5		
		1212F06-40	12	12	80	68	6		
		1212H06-40	12	12	100	80	6		
		1212F09-40	12	12	80	68	6		
	CC..09T3..	1212H09-40	12	12	100	80	6	SC350960	T15
		1616H09-40	16	16	100	80	8		
		2020K09-40	20	20	125	100	10		
		2525M09-40	25	25	150	120	12.5		
		2020K12-40	20	20	125	100	10		
		2525M12-40	25	25	150	120	12.5		
	CC..1204..	3232P12-40	32	32	170	135	16	SC501260	T20



SCMCN



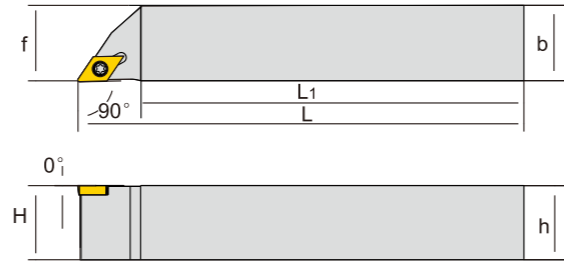
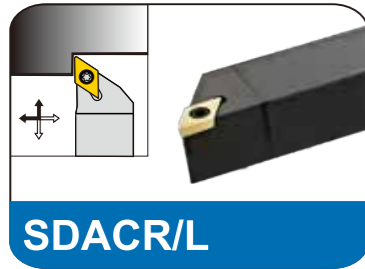
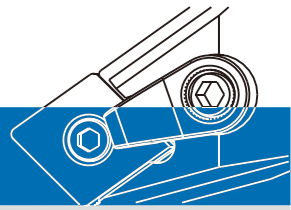
SDFCR/L



轴向切削时，切削量应小于等于刀尖角半径 For radial cutting, the cutting amount should be less than or equal to the insert angle corner radius

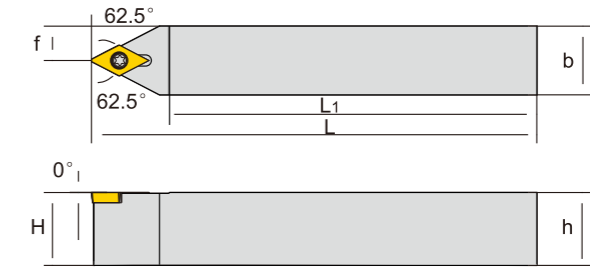

型号 Cat.No	刀片 Insert	尺寸 Specifications					刀片螺丝 Insert Screw	扳手 Spanner	
		h	b	L	L1	f			
SCMCN	CC..0602..	0808F06	8	8	80	68	4	SC250744	T8
		1010E06	10	10	70	62	5		
		1010F06	10	10	80	68	5		
		1212F06	12	12	80	68	6		
		1212H06	12	12	100	80	6		
		1212F09	12	12	80	68	6		
	CC..09T3..	1212H09	12	12	100	80	6	SC350960	T15
		1616H09	16	16	100	80	8		
		2020K09	20	20	125	100	10		
		2525M09	25	25	150	120	12.5		
		2020K12	20	20	125	100	10		
		2525M12	25	25	150	120	12.5		
	CC..1204..	3232P12	32	32	170	135	16	SC501260	T20

型号 Cat.No	刀片 Insert	尺寸 Specifications					刀片螺丝 Insert Screw	扳手 Spanner	
		h	b	L	L1	f			
SDFCR/L	DC..0702..	1212F07	12	12	80	68	16	SC250744	T8
		1212H07	12	12	100	80	16		
		1212H11	12	12	100	80	16		
	DC..11T3..	1616H11	16	16	100	80	20	SC350960	T15
		2020K11	20	20	125	100	25		
		2525M11	25	25	150	120	32		

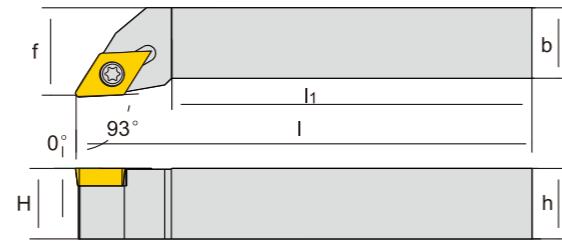
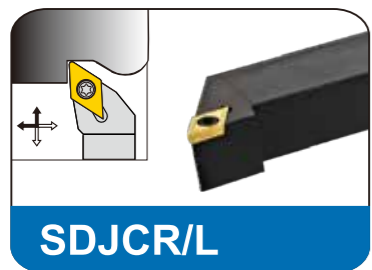


径向切削时，切削量应小于等于刀尖角半径 For radial cutting, the cutting amount should be less than or equal to the insert angle corner radius

型号 Cat.No	刀片 Insert 	尺寸 Specifications					刀片螺丝 Insert Screw 	扳手 Spanner 	
		h	b	L	L ₁	f			
SDACR/L	DC..0702..	0808D07	8	8	60	52	8	SC250744	T8
		0808F07	8	8	80	68	8		
		1010E07	10	10	70	62	10		
		1010F07	10	10	80	68	10		
		1212F07	12	12	80	68	12		
		1212H07	12	12	100	80	12		
	1616K07	16	16	125	100	16	SC350960	T15	
	1212F11	12	12	80	68	12			
	1212H11	12	12	100	80	12			
	1616H11	16	16	100	80	16			
2020K11	20	20	125	100	20	SC350960	T15		
2525M11	25	25	150	120	25				

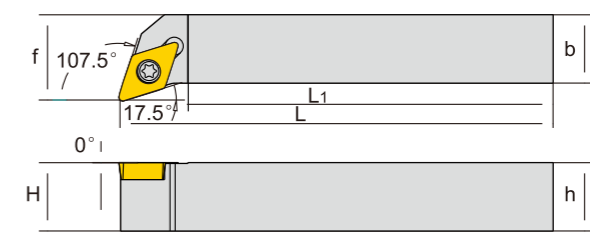



型号 Cat.No	刀片 Insert 	尺寸 Specifications					刀片螺丝 Insert Screw 	扳手 Spanner 	
		h	b	L	L ₁	f			
SDPCN	DC..0702..	0808D07	8	8	60	52	4	SC250744	T8
		0808F07	8	8	80	68	4		
		1010E07	10	10	70	62	5		
		1010F07	10	10	80	68	5		
		1212F07	12	12	80	68	6		
		1212H07	12	12	100	80	6		
	1616H07	16	16	100	80	8	SC350960	T15	
	1212F11	12	12	80	68	6			
	1212H11	12	12	100	80	6			
	1616H11	16	16	100	80	8			
	2020K11	20	20	125	100	10			
	2525M11	25	25	150	120	12.5			
	3232P11	32	32	170	135	16			

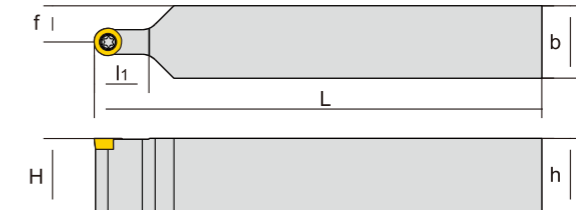
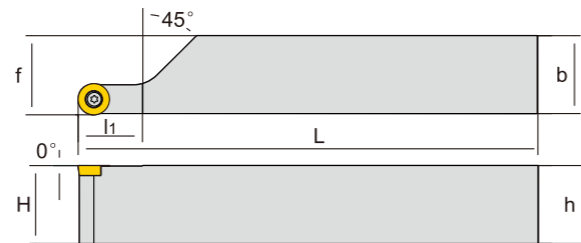
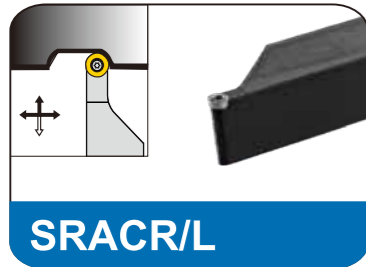
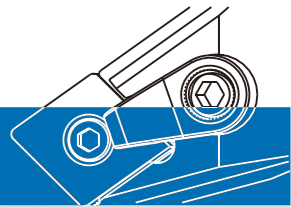


径向切削时，切削量应小于等于刀尖角半径 For radial cutting, the cutting amount should be less than or equal to the insert angle corner radius

型号 Cat.No	刀片 Insert 	尺寸 Specifications					刀片螺丝 Insert Screw 	扳手 Spanner 	
		h	b	L	L ₁	f			
SDJCR/L	DC..0702..	1010E07	10	10	70	62	12	SC250744	T8
		1010F07	10	10	80	68	12		
		1212F07	12	12	80	68	16		
		1212H07	12	12	100	80	16		
		1616H07	16	16	100	80	20		
		2020K07	20	20	125	100	25		
	1212F11	12	12	80	68	16	SC350960	T15	
	1616H11	16	16	100	80	20			
	2020K11	20	20	125	100	25			
	2525M11	25	25	150	120	32			
	3232P11	32	32	170	135	40			
	4040R11	40	40	200	155	50			

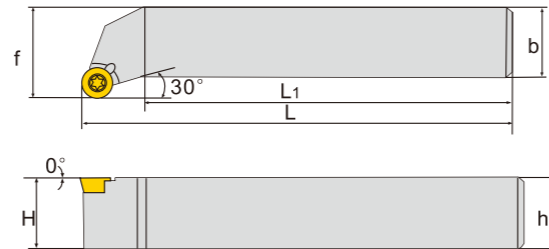
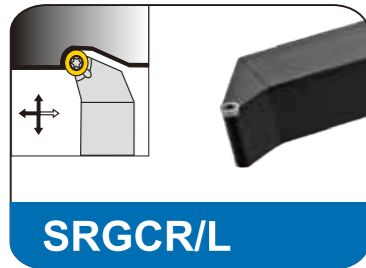
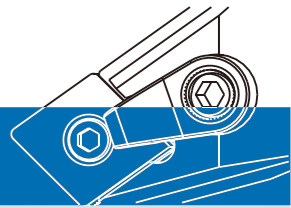


型号 Cat.No	刀片 Insert 	尺寸 Specifications					刀片螺丝 Insert Screw 	扳手 Spanner 	
		h	b	L	L ₁	f			
SDQCR/L	DC..0702..	1010E07	10	10	70	62	12	SC250744	T8
		1010F07	10	10	80	68	12		
		1212F07	12	12	80	68	16		
		1212H07	12	12	100	80	16		
		1212F11	12	12	80	68	16		
		1212H11	12	12	100	80	16		
	1616H11	16	16	100	80	20	SC350960	T15	
	2020K11	20	20	125	100	25			
	2525M11	25	25	150	120	32			

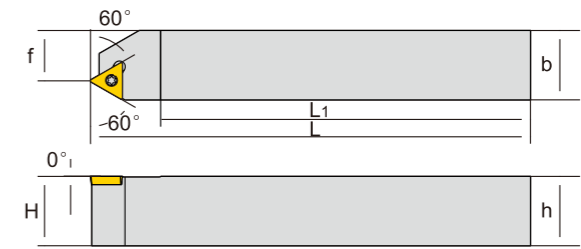



型号 Cat.No	刀片 Insert	尺寸 Specifications					刀片螺丝 Insert Screw	扳手 Spanner			
		h	b	L	l ₁	f					
SRACR/L	RC..0502..	1010E05	10	10	70	10	10.3	SC220556	T6		
		1010F05	10	10	80	10	10.3				
		1212F05	12	12	80	10	12.3				
		1212H05	12	12	100	10	12.3				
		1616H05	16	16	100	10	16.3				
		2020K05	20	20	125	10	20.3				
		2525M05	25	25	150	10	25.3				
		3232P05	32	32	170	10	32.3				
		1010E06	10	10	70	12	10.4			SC250744	T8
		1212F06	12	12	80	12	12.4				
	1212H06	12	12	100	12	12.4					
	1616H06	16	16	100	12	16.4					
	2020K06	20	20	125	12	20.4					
	2525M06	25	25	150	12	25.4					
	3232P06	32	32	170	12	32.4					
	1616H08	16	16	100	16	16.5	SC300760	T8			
	2020K08	20	20	125	16	20.5					
	2525M08	25	25	150	16	25.5					
	3232P08	32	32	170	16	32.5					
	2020K10	20	20	125	20.3	20.4			SC350960	T15	
	2525M10	25	25	150	20.3	25.4					
	3232P10	32	32	170	20.3	32.4					
	2020K12	20	20	125	20.3	20.5	SC501260	T20			
	2525M12	25	25	150	20.3	25.4					
	3232P12	32	32	170	20.3	32.5					
	2525M16	25	25	150	25	25.5	SC501260	T20			
	3232P16	32	32	170	25	32.5					
	4040S16	40	40	250	25	40.5					
3232P20	32	32	170	30	32.5	SC501260	T20				
4040S20	40	40	250	30	40.5						

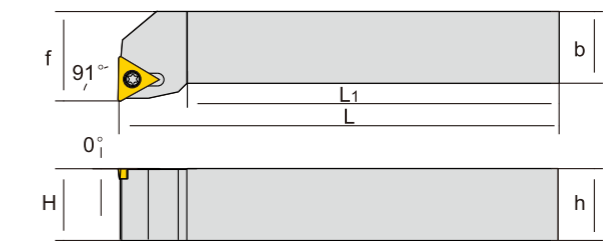

型号 Cat.No	刀片 Insert	尺寸 Specifications					刀片螺丝 Insert Screw	扳手 Spanner	
		h	b	L	l ₁	f			
SRDCN	RC..0602..	1010E06	10	10	70	12	5	SC250744	T8
		1010F06	10	10	80	12	5		
		1212F06	12	12	80	12	6		
		1212H06	12	12	100	12	6		
		1616H06	16	16	100	12	8		
		2020K06	20	20	125	12	10		
		2525M06	25	25	150	12	12.5		
		1010E08	10	10	70	16	5		
	1010F08	10	10	80	16	5			
	1212F08	12	12	80	16	6			
	1212H08	12	12	100	16	6			
	1616H08	16	16	100	16	8			
	2020K08	20	20	125	16	10			
	2525M08	25	25	150	16	12.5			
	1010E10	10	10	70	20.3	5	SC350960	T15	
	1010F10	10	10	80	20.3	5			
	1212F10	12	12	80	20.3	6			
	1212H10	12	12	100	20.3	6			
	1616H10	16	16	100	20.3	8			
	2020K10	20	20	125	20.3	10			
	2525M10	25	25	150	20.3	12.5			
	1212H12	12	12	100	25	6			SC501260
	1616H12	16	16	100	25	8			
	2020K12	20	20	125	25	10			
	2525M12	25	25	150	25	12.5			
	3232P12	32	32	170	25	16			



型号 Cat.No	刀片 Insert	尺寸 Specifications					刀片螺丝 Insert Screw	扳手 Spanner	
		h	b	L	L ₁	f			
SRGCR/L	RC..0502..	1212F05	12	12	80	68	16	SC220556	T6
		1212H05	12	12	100	80	16		
		1616H05	16	16	100	80	20		
		2020K05	20	20	125	100	25		
		2525M05	25	25	150	120	32		
		1212F06	12	12	80	68	16		
	RC..0602..	1212H06	12	12	100	80	16	SC250744	T8
		1616H06	16	16	100	80	20		
		2020K06	20	20	125	100	25		
		2525M06	25	25	150	120	32		
	RC..0803..	1616H08	16	16	100	80	20	SC300760	T8
		2020K08	20	20	125	100	25		
		2525M08	25	25	150	120	32		
	RC..1003..	2020K10	20	20	125	100	25	SC350960	T15
		2525M10	25	25	150	120	32		
	RC..1204..	2020K12	20	20	125	100	25	SC501260	T20
2525M12		25	25	150	120	32			
3232P12		32	32	170	135	40			

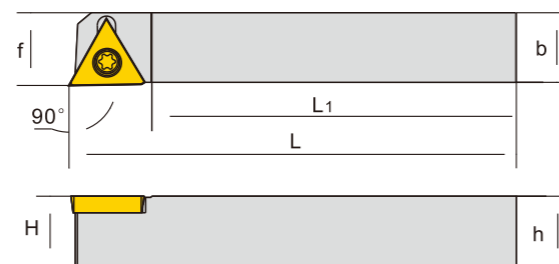



型号 Cat.No	刀片 Insert	尺寸 Specifications					刀片螺丝 Insert Screw	扳手 Spanner			
		h	b	L	L ₁	f					
STECR/L	TC..1102..	1616H11	16	16	100	80	10.5	SC250744	T8		
		2020K11	20	20	125	100	14.5				
		2525M11	25	25	150	120	19.5				
	TC..16T3..	2020K16	20	20	125	100	12			SC350960	T15
		2525M16	25	25	150	120	17				
		3232P16	32	32	170	135	22				



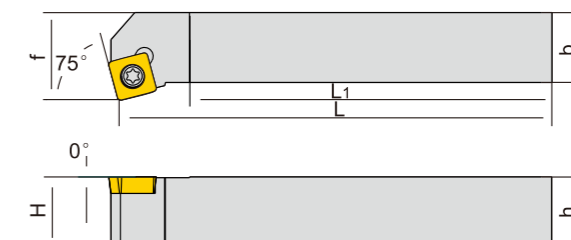
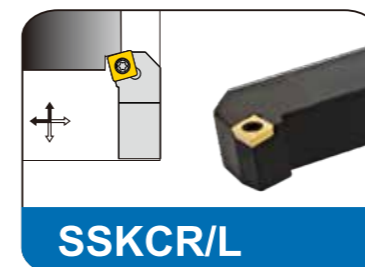
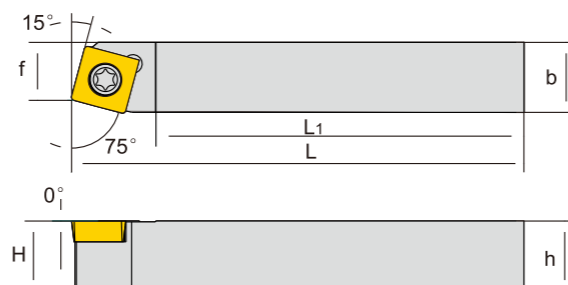

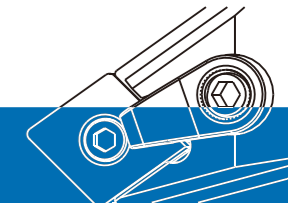
轴向切削时，切削量应小于等于刀尖角半径 When cutting axially, the cutting amount should be less than or equal to the insert corner radius

型号 Cat.No	刀片 Insert	尺寸 Specifications					刀片螺丝 Insert Screw	扳手 Spanner			
		h	b	L	L ₁	f					
STFCR/L	TC..0902..	1212F09	12	12	80	68	16	SC220556	T6		
		1212F11	12	12	80	68	16				
	TC..1102..	1212H11	12	12	100	80	16			SC250744	T8
		1616H11	16	16	100	80	20				
	TC..16T3..	1616H16	16	16	100	80	20			SC350960	T15
		2020K16	20	20	125	100	25				
		2525M16	25	25	150	120	32				
		3232P16	32	32	170	135	40				



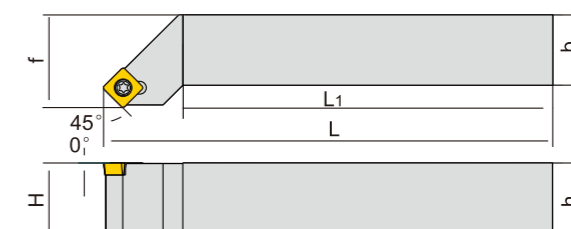
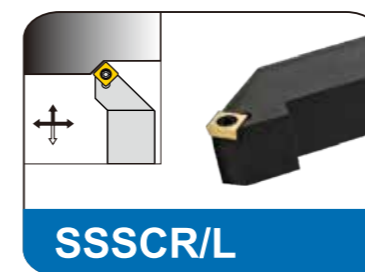
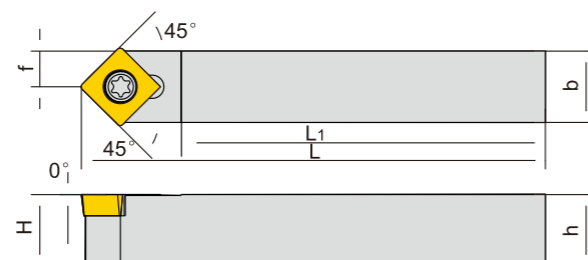

径向切削时，切削量应小于等于刀尖角半径 For radial cutting, the cutting amount should be less than or equal to the insert angle corner radius

型号 Cat.No	刀片 Insert	尺寸 Specifications					刀片螺丝 Insert Screw	扳手 Spanner	
		h	b	L	L ₁	f			
STACR/L	TC..0902..	0808H09	8	8	100	80	8.3	SC220556	T6
		1010H11	10	10	100	80	10.3		
	1212K11	12	12	125	100	12.3	SC250744		



型号 Cat.No	刀片 Insert	尺寸 Specifications					刀片螺丝 Insert Screw	扳手 Spanner
		h	b	L	L ₁	f		
SSBCR/L	SC..09T3..	12	12	80	68	9.5	SC350960	T15
		12	12	100	80	9.5		
		16	20	100	80	13		
		20	20	125	100	17		
	SC..1204..	16	16	100	80	13	SC501260	T20
20		20	125	100	17			
25		25	150	120	22			

型号 Cat.No	刀片 Insert	尺寸 Specifications					刀片螺丝 Insert Screw	扳手 Spanner
		h	b	L	L ₁	f		
SSKCR/L	SC..09T3..	12	12	80	68	16	SC350960	T15
		12	12	100	80	16		
		16	16	100	80	20		
		20	20	125	100	25		
	SC..1204..	25	25	150	120	32	SC501260	T20
		20	20	125	100	25		
		25	25	150	120	32		
		32	32	170	135	40		



型号 Cat.No	刀片 Insert	尺寸 Specifications					刀片螺丝 Insert Screw	扳手 Spanner
		h	b	L	L ₁	f		
SSDCN	SC..09T3..	12	12	80	68	6	SC350960	T15
		12	12	100	80	6		
		16	16	100	80	8		
		20	20	125	100	10		
	SC..1204..	25	25	150	120	12.5	SC501260	T20
		16	16	100	80	8		
		20	20	125	100	10		
		25	25	150	120	12.5		

型号 Cat.No	刀片 Insert	尺寸 Specifications					刀片螺丝 Insert Screw	扳手 Spanner
		h	b	L	L ₁	f		
SSSCR/L	SC..09T3..	12	12	80	68	16	SC350960	T15
		12	12	100	80	16		
		16	16	100	80	20		
		20	20	125	100	25		
	SC..1204..	25	25	150	120	32	SC501260	T20
		20	20	125	100	25		
		25	25	150	120	32		
		32	32	170	135	40		

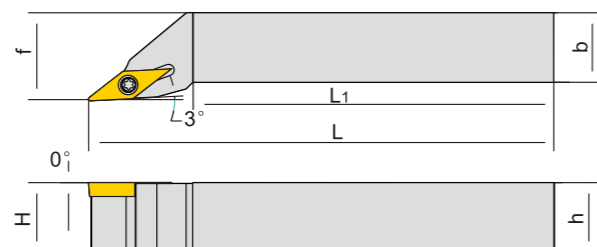

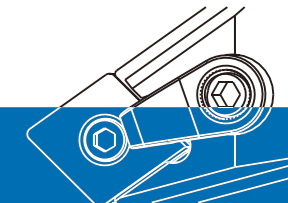
C 重刀刀具

C 重刀刀具

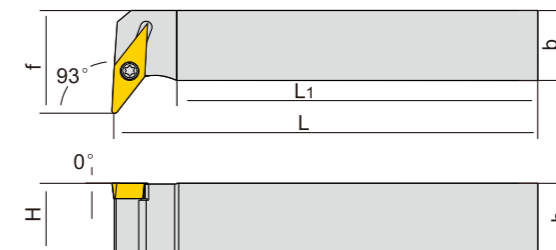
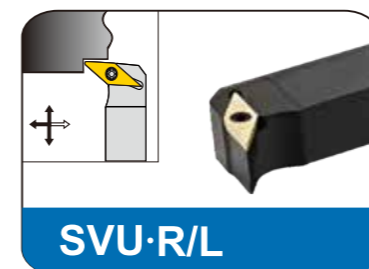


YAPO 外圆车刀 External Grooving Holder

YAPO S型壓緊 S Type Clamp



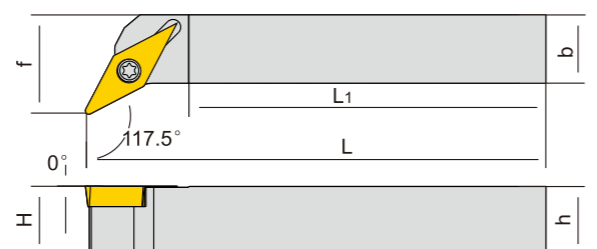
径向切削时，切削量应小于等于刀尖角半径 For radial cutting, the cutting amount should be less than or equal to the insert angle corner radius



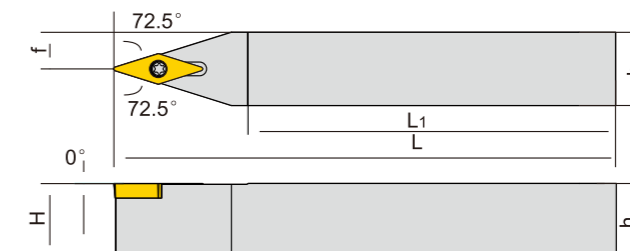
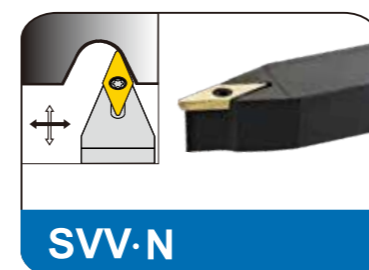
轴向切削时，切削量应小于等于刀尖角半径 When cutting axially, the cutting amount should be less than or equal to the insert corner radius

型号 Cat.No	刀片 Insert	尺寸 Specifications					刀片螺丝 Insert Screw	扳手 Spanner	
		h	b	L	L1	f			
SVJBR/L	2020K1102	VB..1102..	20	20	125	100	25	SC250744	T8
	1212F11	VB..1103..	12	12	80	68	16	SC250744	T8
	1212H11		12	12	100	80	16		
	1616H11		16	16	100	80	20		
	2020K11	VB..1604..	20	20	125	100	25	SC350960	T15
	2525M11		25	25	150	120	32		
	1616H16		16	16	100	80	20		
	2020K16		20	20	125	100	25		
SVJCR/L	1010H11	VC..1103..	10	10	100	80	12	SC250744	T8
	1212F11		12	12	80	68	16		
	1212H11		12	12	100	80	16		
	1616H11		16	16	100	80	20		
	2020K11	VC..1604..	20	20	125	100	25	SC350960	T15
	2525M11		25	25	150	120	32		
	1616H16		16	16	100	80	20		
	2020K16		20	20	125	100	25		
	2525M16		25	25	150	120	32		
	3232P16		32	32	170	135	40		


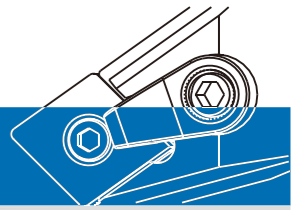
型号 Cat.No	刀片 Insert	尺寸 Specifications					刀片螺丝 Insert Screw	扳手 Spanner	
		h	b	L	L1	f			
SVUBR/L	1616H11	VB..1103..	16	16	100	80	20	SC250744	T8
	2020K11		20	20	125	100	25		
	1616H16	VB..1604..	16	16	100	80	29	SC350960	T15
	2020K16		20	20	125	100	30		
SVUCR/L	2525M16	VC..1103..	25	25	150	120	32	SC250744	T8
	3232P16		32	32	170	135	40		
	1616H11	VC..1604..	16	16	100	80	20	SC350960	T15
	2020K11		20	20	125	100	25		
	1616H16		16	16	100	80	29		
	2020K16		20	20	125	100	30		



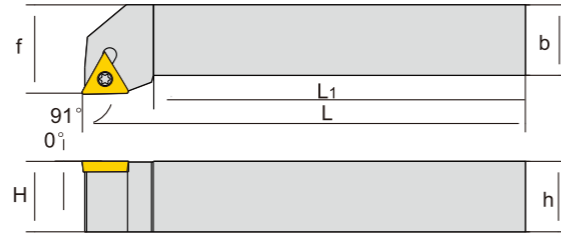
型号 Cat.No	刀片 Insert	尺寸 Specifications					刀片螺丝 Insert Screw	扳手 Spanner	
		h	b	L	L1	f			
SVQBR/L	1616H11	VB..1103..	16	16	100	80	20	SC250744	T8
	2020K11		20	20	125	100	25		
	1616H16	VB..1604..	16	16	100	80	20	SC350960	T15
	2020K16		20	20	125	100	25		
	2525M16		25	25	150	120	32		
SVQCR/L	3232P16	VC..1103..	32	32	170	135	40	SC250744	T8
	1616H11		16	16	100	80	20		
	2020K11	VC..1604..	20	20	125	100	25	SC350960	T15
	1616H16		16	16	100	80	20		
	2020K16		20	20	125	100	25		
	2525M16		25	25	150	120	32		
3232P16	32	32	170	135	40				



型号 Cat.No	刀片 Insert	尺寸 Specifications					刀片螺丝 Insert Screw	扳手 Spanner	
		h	b	L	L1	f			
SVVBN	1212F11	VB..1103..	12	12	80	68	6	SC250744	T8
	1212H11		12	12	100	80	6		
	1616H11		16	16	100	80	8		
	2020K11	VB..1604..	20	20	125	100	10	SC350960	T15
	2525M11		25	25	150	120	12.5		
	1616H16		16	16	100	80	8		
SVVCN	2020K16	VC..1103..	20	20	125	100	10	SC250744	T8
	2525M16		25	25	150	120	12.5		
	3232P16		32	32	170	135	16		
	1616H16		VC..1604..	16	16	100	80		
	2020K11	20		20	125	100	10		
	2525M11	25		25	150	120	12.5		
	1616H11	16		16	100	80	8		
	2020K16	20		20	125	100	10		
	2525M16	25		25	150	120	12.5		
	3232P16	32	32	170	135	16			

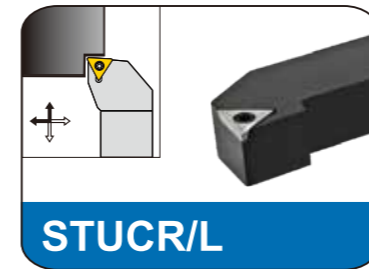


STGCR/L

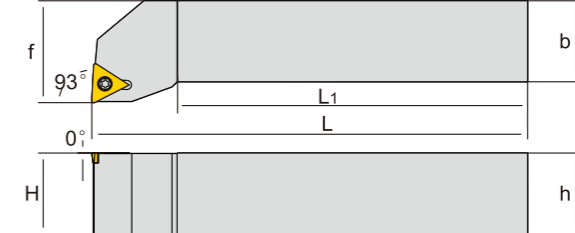


径向切削时，切削量应小于等于刀尖角半径 For radial cutting, the cutting amount should be less than or equal to the insert angle corner radius

型号 Cat.No	刀片 Insert	尺寸 Specifications					刀片螺丝 Insert Screw	扳手 Spanner	
		h	b	L	L1	f			
STGCR/L	TC..0902..	1010F09	10	10	80	68	12	SC220556	T6
		1212F09	12	12	80	68	16		
		1212H09	12	12	100	80	16		
	TC..1102..	1212F11	12	12	80	68	16	SC250744	T8
		1212H11	12	12	100	80	16		
		2020K11	20	20	125	100	25		
		1616H11	16	16	100	80	20		
	TC..16T3..	1616H16	16	16	100	80	20	SC350960	T15
		2020K16	20	20	125	100	25		
		2525M16	25	25	150	120	32		
3232P16	32	32	170	135	40				



STUCR/L




轴向切削时，切削量应小于等于刀尖角半径 When cutting axially, the cutting amount should be less than or equal to the insert corner radius

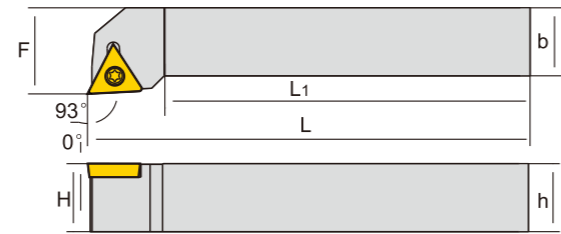
型号 Cat.No	刀片 Insert	尺寸 Specifications					刀片螺丝 Insert Screw	扳手 Spanner	
		h	b	L	L1	f			
STUCR/L	TC..1102..	1212F11	12	12	80	68	16	SC250744	T8
		1616H11	16	16	100	80	20		
		2020K16	20	20	125	100	25		
	TC..16T3..	2525M16	25	25	150	120	32	SC350960	T15
		3232P16	32	32	170	135	40		

C 重刀刀具

C 重刀刀具




STJCR/L

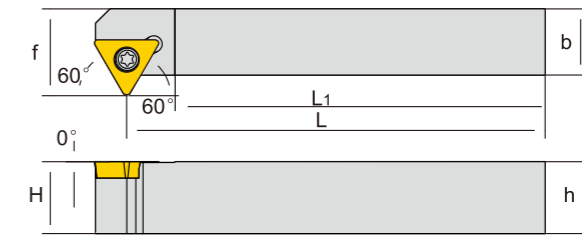


径向切削时，切削量应小于等于刀尖角半径 For radial cutting, the cutting amount should be less than or equal to the insert angle corner radius

型号 Cat.No	刀片 Insert	尺寸 Specifications					刀片螺丝 Insert Screw	扳手 Spanner	
		h	b	L	L1	f			
STJCR/L	TC..1102..	1616H11	16	16	100	80	20	SC250744	T8
		2020K16	20	20	125	100	25		
	2525M16	25	25	150	120	32	SC350960	T15	



STWCR/L

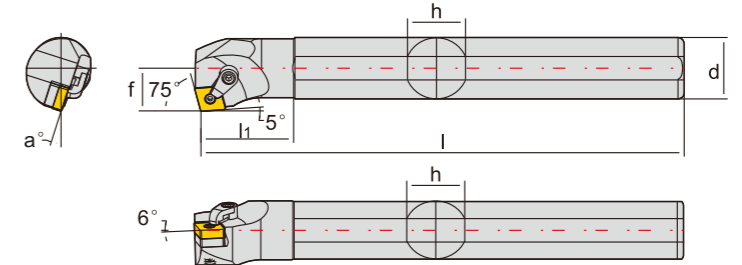



型号 Cat.No	刀片 Insert	尺寸 Specifications					刀片螺丝 Insert Screw	扳手 Spanner	
		h	b	L	L1	f			
STWCR/L	TC..1102..	1212F11	12	12	80	68	15.3	SC250744	T8
		1212H11	12	12	100	80	15.3		
		1616H11	16	16	100	80	19.3		
		2020K11	20	20	125	100	23.3		
		2525M11	25	25	150	120	28.3		
	TC..16T3..	3232P11	32	32	170	135	38	SC350960	T15
		1616H16	16	16	100	80	21		
		2020K16	20	20	125	100	26		
		2525M16	25	25	150	120	31		
		3232P16	32	32	170	135	38		

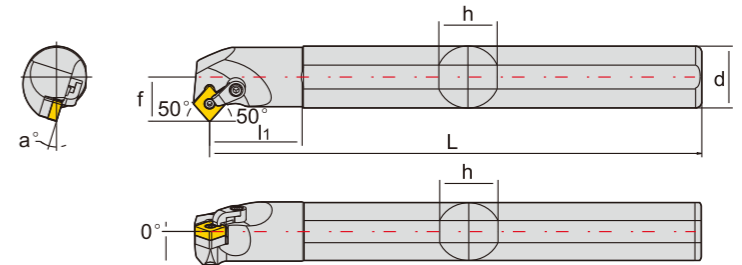


肉孔车刀

YAPO M型壓緊 M Type Clamp



型号 Cat.No	刀片 Insert Cat.No	尺寸 Specifications							刀垫 Insert Shim	中心螺丝 Centre Screw	压板 Clamp	压板螺丝 Clamp Screw	扳手 Spanner
		最小加工径	Φd	f	L	l1	h	a°					
S16N-MCKNR/L12	CN..1204..	Φ21	16	12	160	27	15	17°	MC1204	MX0611	MY0515-A	ML0516	L2.5
S20Q-MCKNR/L12		Φ26	20	14	180	34	18	15°		MX0613	MY0515	ML0520	L2.5
S25R-MCKNR/L12		Φ32	25	16.5	200	43	23	12°	MC1904	MX0617	MY0619	ML0625	L2.5,L3
S32S-MCKNR/L12		Φ40	32	22.5	250	54	30	17°					
S40T-MCKNR/L12		Φ50	40	26	300	68	37	15°					
S50U-MCKNR/L12		Φ60	50	33	350	85	47	12°					
S60V-MCKNR/L12		Φ70	60	36	400	102	56	10°					
S50U-MCKNR/L19	CN..1906..	Φ60	50	32.5	350	85	47	12°		MX1022	MY0823	ML0828	L4



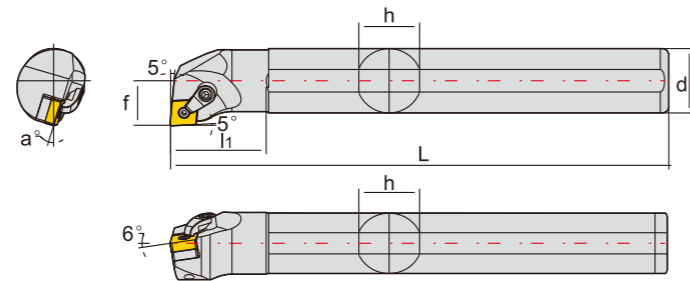

型号 Cat.No	刀片 Insert Cat.No	尺寸 Specifications							刀垫 Insert Shim	中心螺丝 Centre Screw	压板 Clamp	压板螺丝 Clamp Screw	扳手 Spanner
		最小加工径	Φd	f	L	l1	h	a°					
S16N-MCWNR/L12	CN..1204..	Φ26	16	15	160	27	15	17°	MC1204	MX0613	MY0515	ML0516	L2.5
S20Q-MCWNR/L12		Φ30	20	17	180	34	18	15°					
S25R-MCWNR/L12		Φ35	25	19.5	200	43	23	12°	MC1204	MX0617	MY0619	ML0625	L2.5,L3
S32S-MCWNR/L12		Φ42	32	23	250	54	30	17°					
S40T-MCWNR/L12		Φ50	40	27	300	68	37	15°					

C 重刀刀具

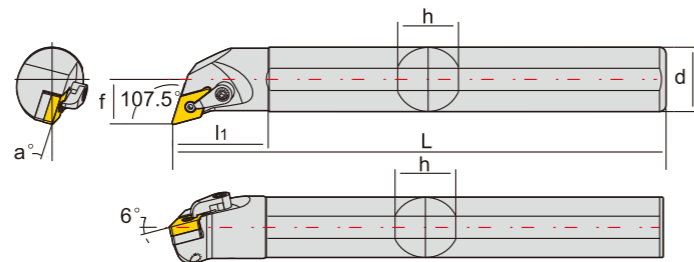


YAPO 内孔车刀 Internal Turning Holder

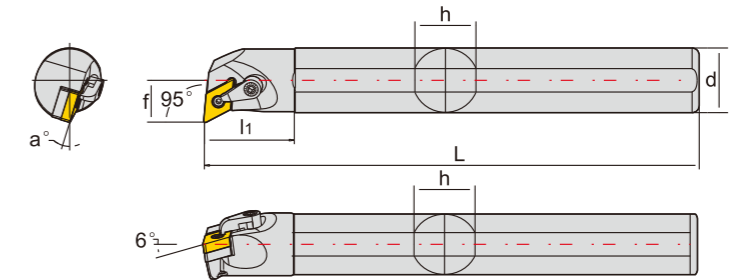
YAPO M型壓緊 M Type Clamp



型号 Cat.No	刀片 Insert 最小加工径	尺寸 Specifications							刀垫 Insert Shim	中心螺丝 Centre Screw	压板 Clamp	压板螺丝 Clamp Screw	扳手 Spanner				
		Φd	f	L	l1	h	a°										
S16N-MCLNR/L12	CN..1204..	Φ22	16	11	160	27	15	17°	MX0611	MY0515-A	ML0516	L2.5					
S16Q-MCLNR/L12		Φ22	16	11	180	27	15	17°									
S20Q-MCLNR/L12		Φ25	20	13	180	34	18	15°									
S20R-MCLNR/L12		Φ25	20	13	200	34	18	15°									
S25R-MCLNR/L12		Φ32	25	16.5	200	43	23	12°	MX0613	MY0515	ML0520	L2.5,L3					
S32S-MCLNR/L12		Φ40	32	22.5	250	54	30	17°									
S40T-MCLNR/L12		Φ50	40	26	300	68	37	15°	MC1204	MX0617	MY0619	ML0625	L2.5,L3				
S45U-MCLNR/L12		Φ55	45	29.5	350	77	42	15°									
S50U-MCLNR/L12		Φ60	50	31	350	85	47	12°									
S60V-MCLNR/L12		Φ70	60	36	400	102	56	10°									
S40T-MCLNR/L16	Φ50	40	26	300	68	37	15°	MC1604						MX0822	MY0823	ML0828	L3,L4
S50U-MCLNR/L16	Φ60	50	31	350	85	47	12°										
S50U-MCLNR/L19	CN..1906..	Φ60	50	31	350	85	47	12°	MC1904	MX1022		L4					
S60V-MCLNR/L19		Φ70	60	36	400	102	56	10°									

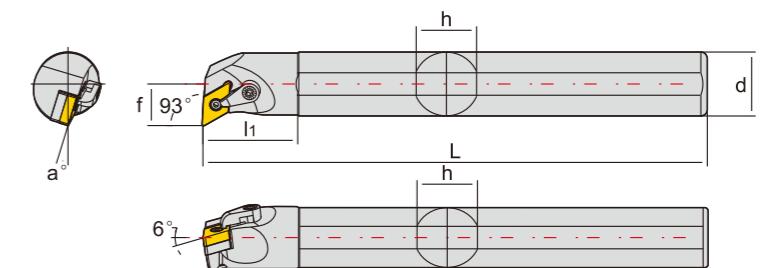



型号 Cat.No	刀片 Insert 最小加工径	尺寸 Specifications							刀垫 Insert Shim	中心螺丝 Centre Screw	压板 Clamp	压板螺丝 Clamp Screw	扳手 Spanner
		Φd	f	L	l1	h	a°						
S16N-MDQNR/L11	DN..1104..	Φ22	16	11	160	27	15	17°	MX0510	MY0515-A	ML0516	L2,L2.5	
S20Q-MDQNR/L11		Φ25	20	13	180	34	18	15°					
S25R-MDQNR/L11		Φ32	25	17	200	43	23	12°					
S20Q-MDQNR/L15	DN..1504..	Φ25	20	13	180	34	18	15°	MX0613	MY0515-A	ML0516	L2.5	
S25R-MDQNR/L15		Φ32	25	17	200	43	23	12°					
S32S-MDQNR/L15		Φ42	32	22.5	250	54	30	17°	MD1504	MX0617	MY0621	ML0625	L2.5,L3
S40T-MDQNR/L15		Φ50	40	26	300	68	37	15°					
S50U-MDQNR/L15		Φ63	50	33	350	85	47	12°					



径向切削与轴向倒拉切削时，切削量应小于等于刀尖角半径 When cutting axially, the cutting amount should be less than or equal to the insert corner radius

型号 Cat.No	刀片 Insert 最小加工径	尺寸 Specifications							刀垫 Insert Shim	中心螺丝 Centre Screw	压板 Clamp	压板螺丝 Clamp Screw	扳手 Spanner
		Φd	f	L	l1	h	a°						
S16N-MDLNR/L11	DN..1104..	Φ22	16	10	160	27	15	17°	MX0510	MY0515-A	ML0516	L2,L2.5	
S20Q-MDLNR/L11		Φ25	20	12	180	34	18	15°					
S25R-MDLNR/L11		Φ32	25	16	200	43	23	12°					
S32S-MDLNR/L15	DN..1504..	Φ40	32	21	250	54	30	17°	MD1504	MX0617	MY0619	ML0620	L2,L3
S40T-MDLNR/L15		Φ50	40	26	300	68	37	15°					
S50U-MDLNR/L15		Φ60	50	32	350	85	47	12°					

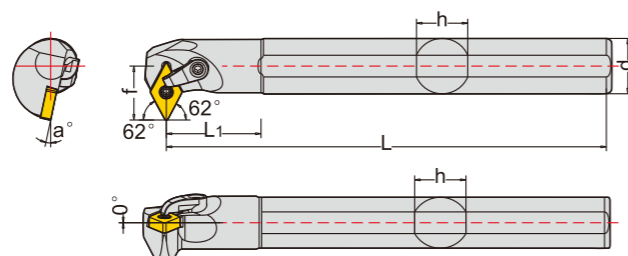


径向切削与轴向倒拉切削时，切削量应小于等于刀尖角半径 When cutting axially, the cutting amount should be less than or equal to the insert corner radius

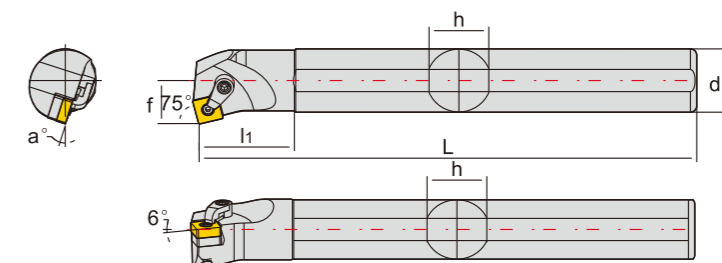
型号 Cat.No	刀片 Insert 最小加工径	尺寸 Specifications							刀垫 Insert Shim	中心螺丝 Centre Screw	压板 Clamp	压板螺丝 Clamp Screw	扳手 Spanner
		Φd	f	L	l1	h	a°						
S16N-MDUNR/L11	DN..1104..	Φ22	16	10	160	27	15	17°	MX0510	MY0515-A	ML0516	L2,L2.5	
S20Q-MDUNR/L11		Φ25	20	12	180	34	18	15°					
S25R-MDUNR/L11		Φ32	25	16	200	43	23	12°					
S25R-MDUNR/L15	DN..1504..	Φ32	25	16	200	43	23	12°	MX0613	MY0619	ML0620	L2,L3	
S32S-MDUNR/L15		Φ40	32	21	250	54	30	17°					
S40T-MDUNR/L15		Φ50	40	26	300	68	37	15°	MD1504	MX0617	MY0621	ML0625	L2.5,L3
S50U-MDUNR/L15		Φ60	50	32	350	85	47	12°					

重刀刀具

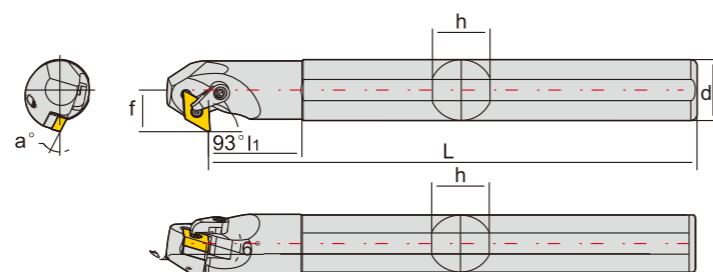
重刀刀具



型号 Cat.No	刀片 Insert 55°	尺寸 Specifications							刀垫 Insert Shim	中心螺丝 Centre Screw	压板 Clamp	压板螺丝 Clamp Screw	扳手 Spanner
		最小加工径	Φd	f	L	l1	h	a°					
S25R-MDWNR/L15	DN..1504..	Φ38	25	24.5	200	43	23	12°		MX0613	MY0621	ML0620	L2.5,L3
S32S-MDWNR/L15		Φ45	32	28	250	54	30	15°	MD1504	MX0619	MY0621	ML0625	
S40T-MDWNR/L15	DN..1506..	Φ53	40	32	300	68	37	13°					
S50U-MDWNR/L15		Φ63	50	36	350	85	47	13°					

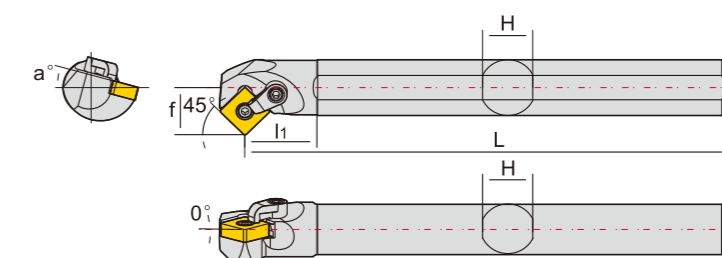


型号 Cat.No	刀片 Insert	尺寸 Specifications							刀垫 Insert Shim	中心螺丝 Centre Screw	压板 Clamp	压板螺丝 Clamp Screw	扳手 Spanner
		最小加工径	Φd	f	L	l1	h	a°					
S16N-MSKNR/L12	SN..1204..	Φ22	16	11	160	27	15	17°	MX0611	MY0515-A	ML0516	L2.5	
S20Q-MSKNR/L12		Φ25	20	13	180	34	18	15°		MY0515			
S25R-MSKNR/L12		Φ32	25	17	200	43	23	12°	MX0613	MY061910	ML0620	L2.5,L3	
S32S-MSKNR/L12		Φ40	32	22	250	54	30	17°	MS1204	MX0617	MY0619	ML0625	L2.5,L3
S40T-MSKNR/L12		Φ50	40	27	300	68	37	15°					
S45U-MSKNR/L12		Φ55	45	30	350	77	42	15°					
S50U-MSKNR/L12	Φ63	50	34	350	85	47	12°						





径向切削时，切削量应小于等于刀尖角半径 For radial cutting, the cutting amount should be less than or equal to the insert angle corner radius

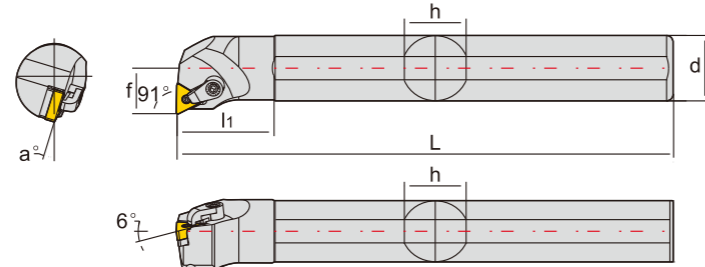
型号 Cat.No	刀片 Insert 55°	尺寸 Specifications							刀垫 Insert Shim	中心螺丝 Centre Screw	压板 Clamp	压板螺丝 Clamp Screw	扳手 Spanner
		最小加工径	Φd	f	L	l1	h	a°					
S20Q-MDZNR/L11	DN..1104..	Φ25	20	13	180	34	18	15°		MX0510	MY0619	ML0620	L2,L3
S25R-MDZNR/L11		Φ32	25	17	200	43	23	12°		MX0613			
S25R-MDZNR/L15	DN..1504..	Φ32	25	17	200	43	23	12°	MD1504	MX0617	MY0621	ML0625	L2.5,L3
S32S-MDZNR/L15		Φ40	32	22	250	54	30	17°					
S40T-MDZNR/L15		Φ50	40	27	300	68	37	15°					
S50U-MDZNR/L15		Φ60	50	35	350	85	47	12°					



型号 Cat.No	刀片 Insert	尺寸 Specifications							刀垫 Insert Shim	中心螺丝 Centre Screw	压板 Clamp	压板螺丝 Clamp Screw	扳手 Spanner
		最小加工径	Φd	f	L	l1	h	a°					
S16N-MSSNR/L12	SN..1204..	Φ26	16	15	160	27	15	17°	MX0611	MY0515-A	ML0516	L2.5,L3	
S20Q-MSSNR/L12		Φ30	20	17	180	34	18	15°		MY0515			
S25R-MSSNR/L12		Φ35	25	19.5	200	43	23	12°	MX0613	MY061910	ML0620		
S32S-MSSNR/L12		Φ42	32	23	250	54	30	17°	MS1204	MX0617	MY0619		ML0625




MTFNR/L

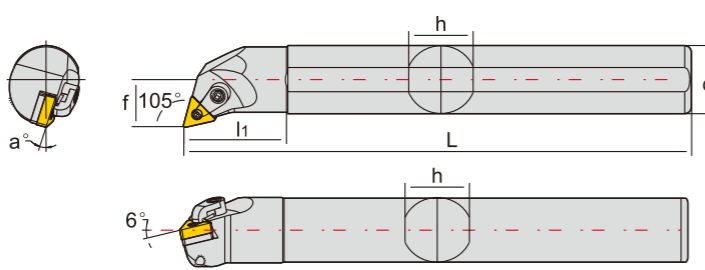


径向切削时，切削量应小于等于刀尖角半径 For radial cutting, the cutting amount should be less than or equal to the insert angle corner radius

型号 Cat.No	刀片 Insert ▲	尺寸 Specifications							刀垫 Insert Shim	中心螺丝 Centre Screw	压板 Clamp	压板螺丝 Clamp Screw	扳手 Spanner
		最小加工径	Φd	f	L	l ₁	h	α°					
S16N-MTFNR/L16	TN..1604..	Φ22	16	11	160	27	15	17°	MT1603	MX0513	MY0515-A	ML0516	L2,L2.5
S20Q-MTFNR/L16		Φ25	20	13	180	34	18	15°			MY0515	ML0520	
S25R-MTFNR/L16		Φ32	25	16.5	200	43	23	12°			MY061910	ML0620	
S32S-MTFNR/L16		Φ41	32	22.5	250	54	30	17°					
S40T-MTFNR/L16		Φ50	40	26.5	300	68	37	15°					
S50U-MTFNR/L16		Φ60	50	31	350	85	47	12°					
S40T-MTFNR/L22	TN..2204..	Φ50	40	26	300	68	37	15°	MT2204	MX0617	MY0819	ML0828	L2.5,L4
S50U-MTFNR/L22		Φ60	50	31	350	85	47	12°					
S60V-MTFNR/L22		Φ70	60	36	400	102	56	10°					



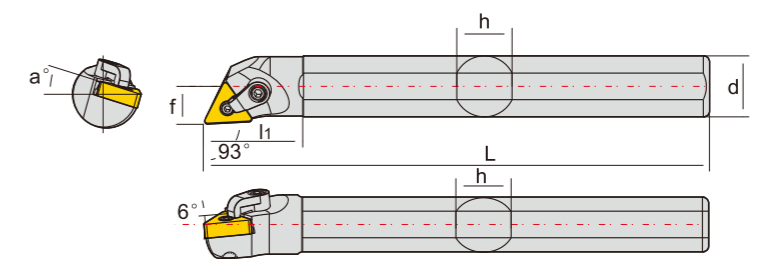
MTQNR/L



型号 Cat.No	刀片 Insert ▲	尺寸 Specifications							刀垫 Insert Shim	中心螺丝 Centre Screw	压板 Clamp	压板螺丝 Clamp Screw	扳手 Spanner
		最小加工径	Φd	f	L	l ₁	h	α°					
S16N-MTQNR/L16	TN..1604..	Φ22	16	10.5	160	27	15	17°	MT1603	MX0513	MY0515-A	ML0516	L2,L2.5
S20Q-MTQNR/L16		Φ25	20	12.5	180	34	18	15°			MY0515	ML0520	
S25R-MTQNR/L16		Φ32	25	16	200	43	23	12°			MY061910	ML0620	
S32S-MTQNR/L16		Φ41	32	22.5	250	54	30	17°					
S40T-MTQNR/L16		Φ50	40	26.5	300	68	37	15°					
S50U-MTQNR/L16		Φ60	50	31	350	85	47	12°					
S32S-MTQNR/L22	TN..2204..	Φ41	32	22.5	250	54	30	17°	MT2204	MX0617	MY0819	ML0828	L2.5,L4
S40T-MTQNR/L22		Φ50	40	26.5	300	68	37	15°					
S50U-MTQNR/L22		Φ60	50	31	350	85	47	12°					



MTJNR/L

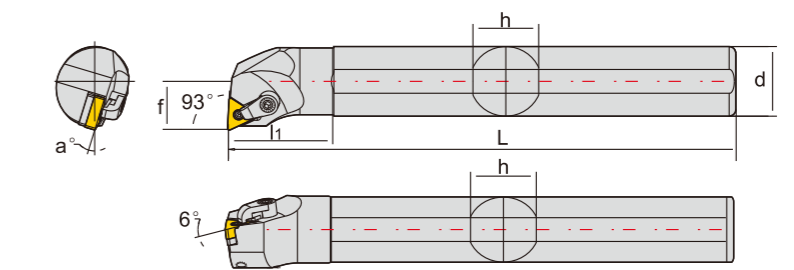


轴向切削时，切削量应小于等于刀尖角半径 When cutting axially, the cutting amount should be less than or equal to the insert corner radius

型号 Cat.No	刀片 Insert ▲	尺寸 Specifications							刀垫 Insert Shim	中心螺丝 Centre Screw	压板 Clamp	压板螺丝 Clamp Screw	扳手 Spanner
		最小加工径	Φd	f	L	l ₁	h	α°					
S20Q-MTJNR/L16	TN..1604..	Φ25	20	12.5	180	34	18	15°	MX0510	MY0515-A	ML0520	L2,L3	
S25R-MTJNR/L16		Φ32	25	16.5	200	43	23	12°					MY0619
S40T-MTJNR/L22	TN..2204..	Φ50	40	26.5	300	68	37	15°	MT2204	MX0617	MY0819	ML0828	L2.5,L4
S50U-MTJNR/L22		Φ60	50	31	350	85	47	12°					



MTUNR/L



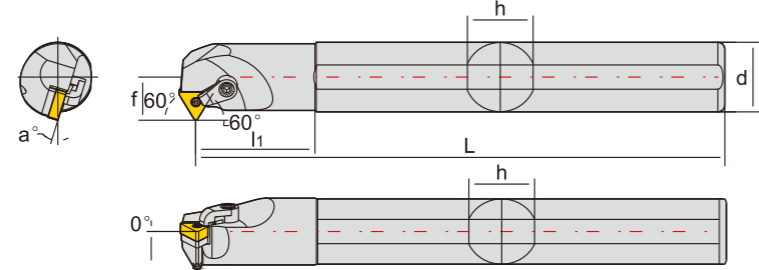
径向切削时，切削量应小于等于刀尖角半径 For radial cutting, the cutting amount should be less than or equal to the insert angle corner radius

型号 Cat.No	刀片 Insert ▲	尺寸 Specifications							刀垫 Insert Shim	中心螺丝 Centre Screw	压板 Clamp	压板螺丝 Clamp Screw	扳手 Spanner
		最小加工径	Φd	f	L	l ₁	h	α°					
S16N-MTUNR/L16	TN..1604..	Φ22	16	10.5	160	27	15	17°	MT1603	MX0513	MY0515-A	ML0516	L2,L2.5
S20Q-MTUNR/L16		Φ25	20	12.5	180	34	18	15°			MY0515	ML0520	
S25R-MTUNR/L16		Φ32	25	16	200	43	23	12°			MY061910	ML0620	
S32S-MTUNR/L16		Φ41	32	22.5	250	54	30	17°					
S40T-MTUNR/L16		Φ50	40	26.5	300	68	37	15°					
S45U-MTUNR/L16		Φ55	45	30	350	77	42	15°					
S50U-MTUNR/L16	Φ60	50	31	350	85	47	12°						
S60V-MTUNR/L16	TN..2204..	Φ70	60	36	400	102	56	10°	MT2204	MX0617	MY0819	ML0828	L2.5,L4
S40T-MTUNR/L22		Φ50	40	26.5	300	68	37	15°					
S50U-MTUNR/L22		Φ60	50	31	350	85	47	12°					

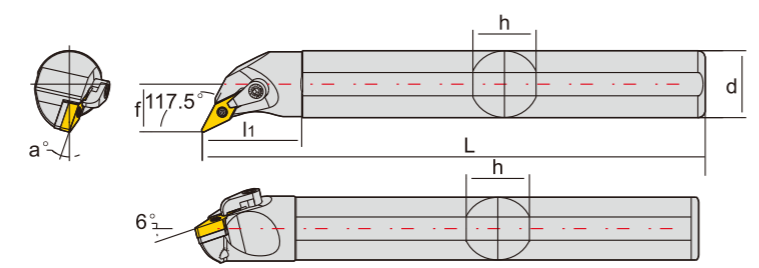


YAPO 内孔车刀 Internal Turning Holder

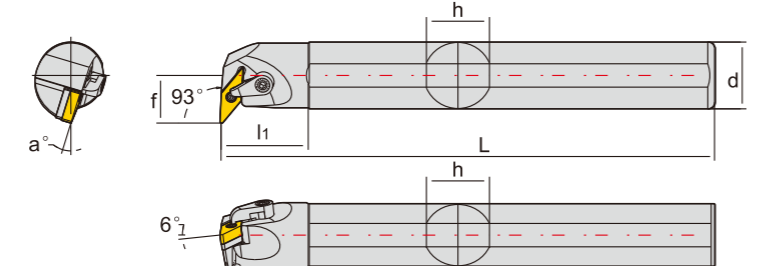

YAPO M型壓緊 M Type Clamp



型号 Cat.No	刀片 Insert 最小加工径	尺寸 Specifications						刀垫 Insert Shim	中心螺丝 Centre Screw	压板 Clamp	压板螺丝 Clamp Screw	扳手 Spanner
		Φd	f	L	l ₁	h	a°					
S16N-MTWNR/L16	VN..1604..	Φ23	16	12	160	27	15	MX0510	MY0515-A	ML0516	L2,L2.5	
S20Q-MTWNR/L16		Φ27	20	14	180	34	18					
S25R-MTWNR/L16		Φ32	25	16.5	200	43	23	MT1603	MY061910	ML0620	L2,L3	
S32S-MTWNR/L16		Φ39	32	20	250	54	30					
S40T-MTWNR/L16		Φ50	40	24	300	68	37					
S50U-MTWNR/L16		Φ57	50	29	350	85	47	12°				

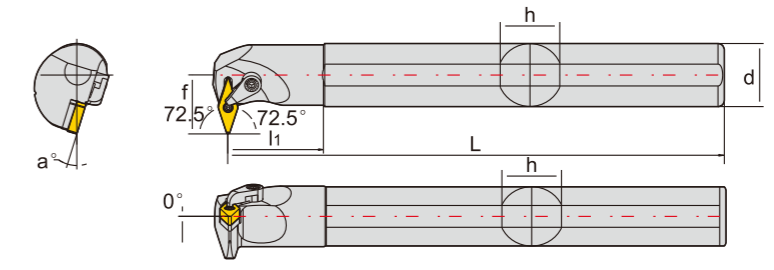


型号 Cat.No	刀片 Insert 最小加工径	尺寸 Specifications						刀垫 Insert Shim	中心螺丝 Centre Screw	压板 Clamp	压板螺丝 Clamp Screw	扳手 Spanner
		Φd	f	L	l ₁	h	a°					
S20Q-MVQNR/L16	VN..1604..	Φ25	20	13	180	34	18	MX0510	MY0515-A	ML0516	L2,L2.5	
S25R-MVQNR/L16		Φ32	25	17	200	43	23					
S32S-MVQNR/L16		Φ42	32	23	250	54	30	MV1603	MX0513	MY0621	ML0625	L2,L3
S40T-MVQNR/L16		Φ50	40	27	300	68	37					
S50U-MVQNR/L16		Φ63	50	33	350	85	47					

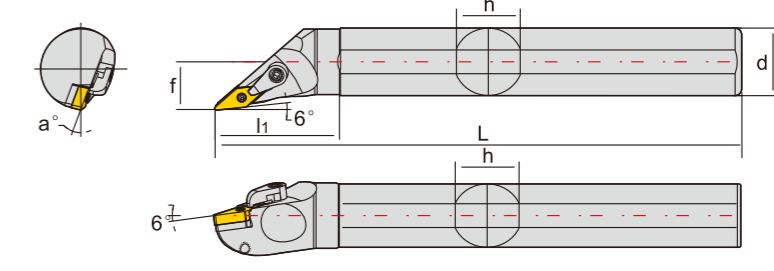


径向切削与轴向倒拉切削时，切削量应小于等于刀尖角半径
Radial cutting and axial pull-back cutting, the cutting amount should be less than or equal to the insert corner radius

型号 Cat.No	刀片 Insert 最小加工径	尺寸 Specifications						刀垫 Insert Shim	中心螺丝 Centre Screw	压板 Clamp	压板螺丝 Clamp Screw	扳手 Spanner
		Φd	f	L	l ₁	h	a°					
S25R-MVUNR/L16	VN..1604..	Φ32	25	17	200	43	23	MX0510	MY0515	ML0520	L2.5,L2	
S32S-MVUNR/L16		Φ42	32	23	250	54	30					
S40T-MVUNR/L16		Φ50	40	27	300	68	37	MV1603	MX0513	MY0621	ML0625	L2,L3
S50U-MVUNR/L16		Φ63	50	33	350	85	47					

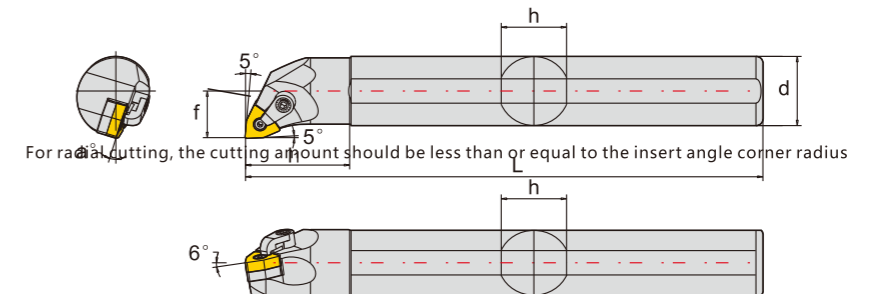


型号 Cat.No	刀片 Insert 最小加工径	尺寸 Specifications						刀垫 Insert Shim	中心螺丝 Centre Screw	压板 Clamp	压板螺丝 Clamp Screw	扳手 Spanner
		Φd	f	L	l ₁	h	a°					
S25R-MVWNR/L16	VN..1604..	Φ40	25	26	200	43	23	MV1603	MX0513	MY0621	ML0625	L2,L3
S32S-MVWNR/L16		Φ48	32	30	250	54	30					



轴向切削时，切削量应小于等于刀尖角半径 When cutting axially, the cutting amount should be less than or equal to the insert corner radius

型号 Cat.No	刀片 Insert 最小加工径	尺寸 Specifications						刀垫 Insert Shim	中心螺丝 Centre Screw	压板 Clamp	压板螺丝 Clamp Screw	扳手 Spanner
		Φd	f	L	l ₁	h	a°					
S20Q-MVXNR/L16-G6	VN..1604..	Φ27	20	14	180	34	18	MX0510	MY0621	ML0620	L2,L3	
S25R-MVXNR/L16-G6		Φ32	25	17	200	43	23					
S32S-MVXNR/L16-G6		Φ42	32	23	250	54	30	MV1603	MX0513	ML0625	L2,L3	
S40T-MVXNR/L16-G6		Φ50	40	27	300	68	37					
S50U-MVXNR/L16-G6		Φ61	50	31	350	85	47					



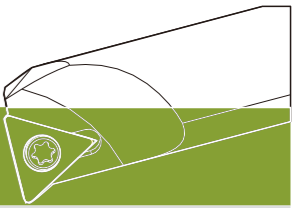
For radial cutting, the cutting amount should be less than or equal to the insert angle corner radius

型号 Cat.No	刀片 Insert 最小加工径	尺寸 Specifications						刀垫 Insert Shim	中心螺丝 Centre Screw	压板 Clamp	压板螺丝 Clamp Screw	扳手 Spanner
		Φd	f	L	l ₁	h	a°					
S16N-MWLNR/L06	WN..0604..	Φ22	16	11	160	27	15	MX0510	MY0515-A	ML0516	L2,L2.5	
S20Q-MWLNR/L06		Φ25	20	13	180	34	18					
S25R-MWLNR/L06		Φ32	25	16.5	200	43	23	MX0611	MY0515-A	ML0516	L2.5	
S16N-MWLNR/L08		Φ22	16	11	160	27	15					
S20Q-MWLNR/L08		Φ25	20	13	180	34	18					
S25R-MWLNR/L08		Φ32	25	16.5	200	43	23	MX0613	MY0515	ML0520	L2.5,L2	
S32S-MWLNR/L08		Φ41	32	22	250	54	30					
S40T-MWLNR/L08		Φ50	40	26	300	68	37	MW0804	MX0617	MY0619	ML0625	L2.5,L3
S50U-MWLNR/L08	Φ60	50	31	350	85	47						
S60V-MWLNR/L08	Φ70	60	36	400	102	56						

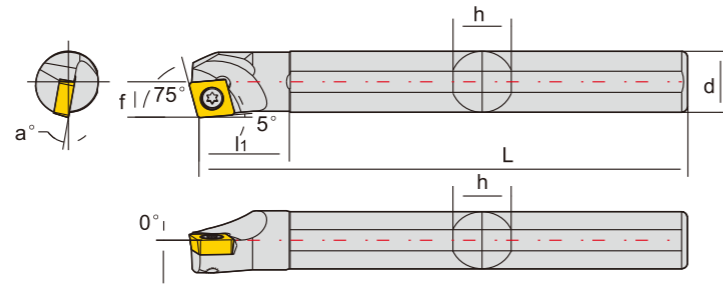


YAPO 内孔车刀 Internal Turning Holder

YAPO S型壓緊 S Type Clamp



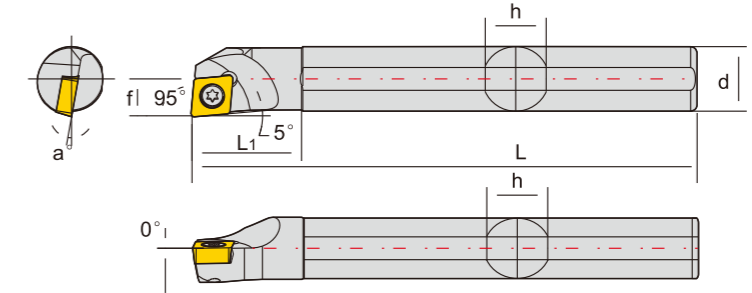
SCK-R/L



型号 Cat.No	刀片 Insert	尺寸 Specifications							刀片螺丝 Insert Screw	扳手 Spanner				
		最小加工径	Φd	f	L	l1	h	a°						
S07K-SCKCR/L06	CC..0602..	Φ9	8	4.5	125	12	7	15°	SC250544	T8				
S08K-SCKCR/L06		Φ10	8	5.5	125	14	7	13°						
S08K-SCKCR/L06-A16		Φ10	16	5.5	125	21	15	13°						
S10K-SCKCR/L06		Φ13	10	6	125	17	9	12°						
S10K-SCKCR/L06-A16		Φ13	16	6	125	26	15	12°	SC250644					
S12M-SCKCR/L06		Φ16	12	7	150	20	11	10°						
S12M-SCKCR/L06-A16		Φ16	16	7	150	31	15	10°	SC250744					
S14N-SCKCR/L06		Φ18	14	8	160	24	13	10°						
S14N-SCKCR/L06-A16		Φ18	16	8.5	160	36	15	10°						
S12M-SCKCR/L09		Φ16	12	8	150	20	11	12°						
S12M-SCKCR/L09-A16	CC..09T3..	Φ16	16	7	150	31	15	10°	SC350860	T15				
S14N-SCKCR/L09		Φ20	14	9	160	24	13	12°						
S14M-SCKCR/L09-A16		Φ20	16	9.5	150	36	15	12°						
S16N-SCKCR/L09		Φ20	16	9.5	160	27	15	10°						
S20Q-SCKCR/L09		Φ24	20	11.5	180	34	18	8°						
S25R-SCKCR/L09		Φ31	25	14	200	43	23	8°						
S32S-SCKCR/L09		Φ39	32	17.5	250	54	30	6°			SC350960			
S40T-SCKCR/L09		Φ50	40	21.5	300	68	37	4°						
S20Q-SCKCR/L12		CC..1204..	Φ24	20	11.5	180	34	18				8°	SC501060	T20
S25R-SCKCR/L12			Φ31	25	14	200	43	23				8°		
S32S-SCKCR/L12	Φ39		32	17.5	250	54	30	6°						
S40T-SCKCR/L12	Φ50		40	21.5	300	68	37	4°						



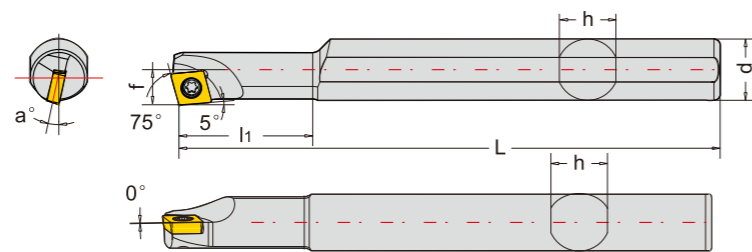
SCL-R/L



型号 Cat.No	刀片 Insert	尺寸 Specifications							刀片螺丝 Insert Screw	扳手 Spanner					
		最小加工径	Φd	f	L	l1	h	a°							
S07K-SCLCR/L06	CC..0602..	Φ9	8	4.5	125	12	7	15°	SC250544	T8					
S07K-SCLCR/L06-A12		Φ9	12	4.5	125	18.5	11	15°							
S07K-SCLCR/L06-A16		Φ9	16	4.5	125	18.5	15	15°							
S08K-SCLCR/L06		Φ10	8	5	125	14	7	13°							
S08K-SCLCR/L06-A12		Φ10	12	5	125	21	11	13°	SC250644						
S08K-SCLCR/L06-A16		Φ12	16	5	125	21	15	13°							
S10K-SCLCR/L06		Φ13	10	6	125	17	9	12°	SC250744						
S10K-SCLCR/L06-A12		Φ13	12	6	125	26	11	12°							
S10K-SCLCR/L06-A16		Φ13	16	6	125	26	15	12°							
S12M-SCLCR/L06		Φ16	12	7	150	20	11	10°							
S12M-SCLCR/L06-A16		CC..09T3..	Φ16	16	7	150	31	15	10°		SC350860	T15			
S14N-SCLCR/L06			Φ18	14	8	160	24	13	12°						
S14N-SCLCR/L06-A16			Φ18	16	8	160	36	15	12°						
S16N-SCLCR/L06			Φ20	16	9	160	27	15	8°						
S12M-SCLCR/L09			Φ16	12	9	150	20	11	12°				SC350960		
S12M-SCLCR/L09-A16			Φ16	16	9	150	31	15	12°						
S14N-SCLCR/L09			Φ18	14	9	160	24	13	12°						
S14N-SCLCR/L09-A16			Φ17	16	9	160	36	15	12°						
S16N-SCLCR/L09			CC..1204..	Φ20	16	9.5	160	27	15				10°	SC501060	T20
S20Q-SCLCR/L09				Φ25	20	11.5	180	34	18				8°		
S20R-SCLCR/L09	Φ25	20		11.5	200	34	18	8°							
S25R-SCLCR/L09	Φ31	25		14	200	43	23	6°							
S32S-SCLCR/L09	Φ39	32		17.5	250	54	30	4°							
S40T-SCLCR/L09	Φ50	40		21	300	68	37	0°							
S50U-SCLCR/L09	Φ60	50		26	350	85	47	0°							
S20Q-SCLCR/L12	CC..1204..	Φ25		20	12	180	34	18	10°	SC501060					
S25R-SCLCR/L12		Φ32		25	14.5	200	43	23	8°						
S32S-SCLCR/L12		Φ39		32	18	250	54	30	6°						
S40T-SCLCR/L12		Φ50	40	22	300	68	37	4°							
S50U-SCLCR/L12	Φ60	50	26	350	85	47	0°	SC250544	T8						
S08K-SCLPR/L06	CP..0602..	Φ10	8	5	125	14	7			10°					
S10K-SCLPR/L06		Φ13	10	6	125	17	9			8°					
S12M-SCLPR/L06		Φ16	12	7	150	20	11			6°					
S10K-SCLPR/L08		CP..0802..	Φ13	10	6	125	17	9	8°	SC300660					
S12M-SCLPR/L08	Φ16		12	7	150	20	11	6°							
S16N-SCLPR/L08	Φ20		16	9	160	27	15	4°							
S20Q-SCLPR/L08	Φ25		20	11	180	34	18	2°							
S12M-SCLPR/L09	CP..0903..	Φ16	12	9	150	20	11	10°	SC350760	T15					
S16N-SCLPR/L09		Φ20	16	9.5	160	27	15	8°							
S20Q-SCLPR/L09		Φ25	20	11.5	180	34	18	6°							
S25R-SCLPR/L09		Φ31	25	14	200	43	23	4°							
S32S-SCLPR/L09		Φ39	32	17.5	250	54	30	4°							



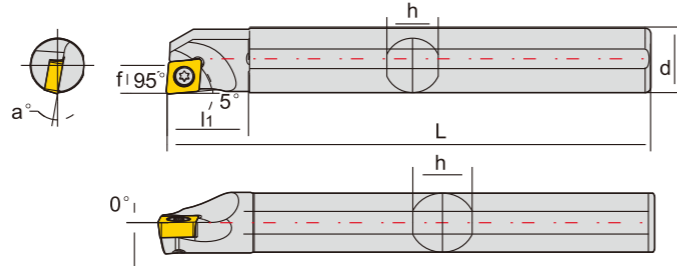
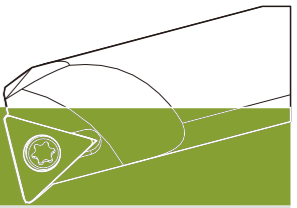
SCKCR/L-P



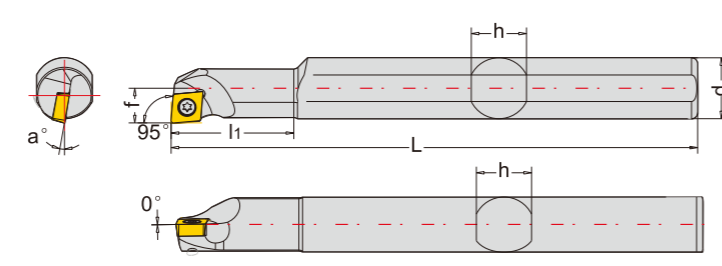
型号 Cat.No	刀片 Insert	尺寸 Specifications							刀片螺丝 Insert Screw	扳手 Spanner		
		最小加工径	Φd	f	L	l1	h	a°				
S07K-SCKCR/L06-12P	CC..0602..	Φ9	12	7	125	18.5	11	15°	SC250544	T8		
S08K-SCKCR/L06-12P		Φ10	12	7	125	21	11	13°				
S08K-SCKCR/L06-16P		Φ10	16	7	125	21	15	13°				
S10K-SCKCR/L06-12P		Φ13	12	7	125	26	11	12°				
S10K-SCKCR/L06-16P		Φ13	16	7	125	26	15	12°	SC250644			
S12M-SCKCR/L06-16P		Φ16	16	8	150	31	15	12°				
S14N-SCKCR/L06-16P		Φ18	16	8.5	160	36	15	10°	SC350860			
S12M-SCKCR/L09-16P		Φ16	16	8.5	150	31	15	10°				
S14N-SCKCR/L09-16P		CC..09T3..	Φ20	16	9.5	160	36	15			12°	T15

車刀刀具

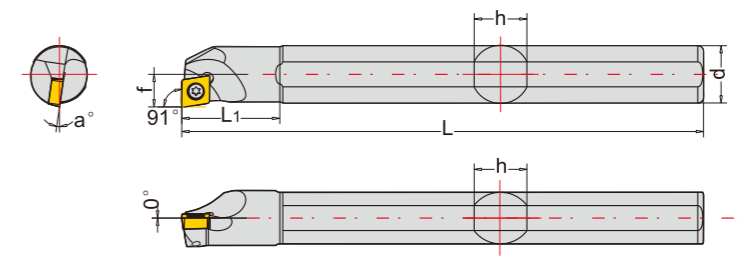
車刀刀具



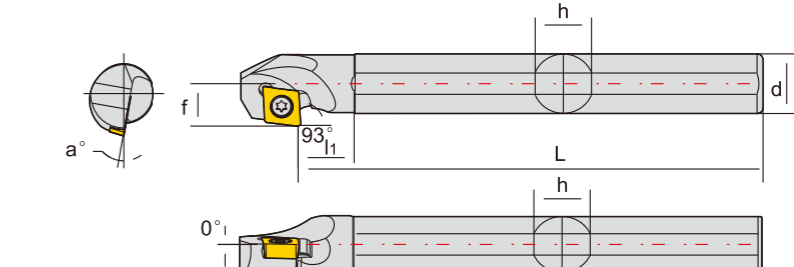
型号 Cat.No	刀片 Insert	尺寸 Specifications							刀片螺丝 Insert Screw	扳手 Spanner
		最小加工径	Φd	f	L	l_1	h	a°		
S08K-SCLCR/L06H09	CC..0602..	$\Phi 9$	8	4.25	125	14	7	13°	SC250544	T8
S10K-SCLCR/L06H11		$\Phi 11$	10	5.25	125	17	9	12°		
S12M-SCLCR/L06H13		$\Phi 13$	12	6.25	150	20	11	10°		
S14N-SCLCR/L06H15		$\Phi 15$	14	7	160	24	13	8°		
S16N-SCLCR/L09H17	CC..09T3..	$\Phi 17$	16	8.5	160	27	15	10°	SC350860	T15



型号 Cat.No	刀片 Insert	尺寸 Specifications							刀片螺丝 Insert Screw	扳手 Spanner
		最小加工径	Φd	f	L	l_1	h	a°		
S07K-SCLCR/L06-12P	CC..0602..	$\Phi 9$	12	4.5	125	18.5	11	15°	SC250544	T8
S07K-SCLCR/L06-16P		$\Phi 9$	16	4.5	125	18.5	15	15°		
S08K-SCLCR/L06-12P		$\Phi 10$	12	5	125	21	11	13°		
S08K-SCLCR/L06-16P		$\Phi 10$	16	5	125	21	15	13°		
S10K-SCLCR/L06-12P		$\Phi 13$	12	6	125	26	11	12°		
S10K-SCLCR/L06-16P		$\Phi 13$	16	6	125	26	15	12°		
S12N-SCLCR/L06-16P	CC..09T3..	$\Phi 16$	7	160	31	15	10°	SC250744	T8	
S14N-SCLCR/L06-16P		$\Phi 17$	16	8	160	36	15			12°
S16N-SCLCR/L06-20P		$\Phi 20$	16	9	160	41	18			8°
S12N-SCLCR/L09-16P	CC..09T3..	$\Phi 16$	9	160	31	15	12°	SC350760	T15	
S14N-SCLCR/L09-16P		$\Phi 18$	16	9	160	36	15			12°
S16N-SCLCR/L09-20P		$\Phi 20$	20	9.5	160	41	15			10°
S20R-SCLCR/L09-25P		$\Phi 25$	25	11.5	200	51	23			8°



型号 Cat.No	刀片 Insert	尺寸 Specifications							刀片螺丝 Insert Screw	扳手 Spanner
		最小加工径	Φd	f	L	l_1	h	a°		
S10K-SCFCR/L06	CC..0602..	$\Phi 12$	10	6	125	17	9	12°	SC250644	T8
S12M-SCFCR/L06		$\Phi 14$	12	7	150	20	11	10°		
S14N-SCFCR/L06		$\Phi 16$	14	8	160	24	13	10°		
S16N-SCFCR/L06		$\Phi 18$	16	9	160	27	15	8°		
S16N-SCFCR/L09	CC..09T3..	$\Phi 18$	16	9.5	160	27	15	10°	SC350860	T15
S20Q-SCFCR/L09		$\Phi 23$	20	11.5	180	34	18	8°		
S25R-SCFCR/L09	CC..1204..	$\Phi 28$	25	14	200	43	23	6°	SC350960	T20
S20Q-SCFCR/L12		$\Phi 25$	20	12	180	34	18	10°		
S25R-SCFCR/L12		$\Phi 30$	25	14.5	200	43	23	8°		
S32S-SCFCR/L12		$\Phi 38$	32	18	250	54	30	6°		
S40T-SCFCR/L12		$\Phi 48$	40	22	300	68	37	4°		



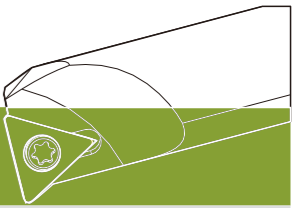
径向切削时，切削量应小于等于刀尖角半径 For radial cutting, the cutting amount should be less than or equal to the insert angle corner radius

型号 Cat.No	刀片 Insert	尺寸 Specifications							刀片螺丝 Insert Screw	扳手 Spanner
		最小加工径	Φd	f	L	l_1	h	a°		
S08K-SCZCR/L06	CC..0602..	$\Phi 12$	8	6.5	125	14	7	13°	SC250544	T8
S10K-SCZCR/L06		$\Phi 14$	10	7.5	125	17	9	12°		
S12M-SCZCR/L06		$\Phi 16$	12	8.5	150	20	11	10°		
S14N-SCZCR/L06		$\Phi 18$	14	9.5	160	24	13	10°		
S16N-SCZCR/L06		$\Phi 20$	16	10.5	160	27	15	8°		
S14N-SCZCR/L09		$\Phi 19$	14	10	160	24	13	12°		
S16N-SCZCR/L09	CC..09T3..	$\Phi 21$	16	11.5	160	27	15	10°	SC350860	T15
S20Q-SCZCR/L09		$\Phi 25$	20	13.5	180	34	18	8°		
S25R-SCZCR/L09		$\Phi 32$	25	16	200	43	23	6°		

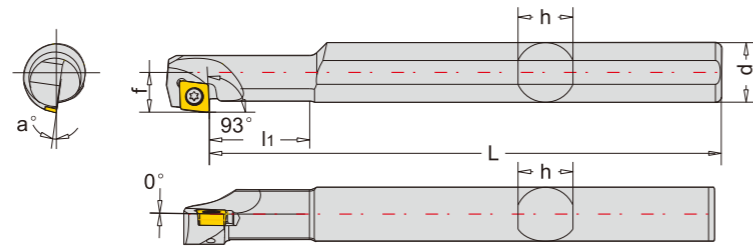


YAPO 内孔车刀 Internal Turning Holder

YAPO S型壓緊 S Type Clamp



SCZCR/L-P

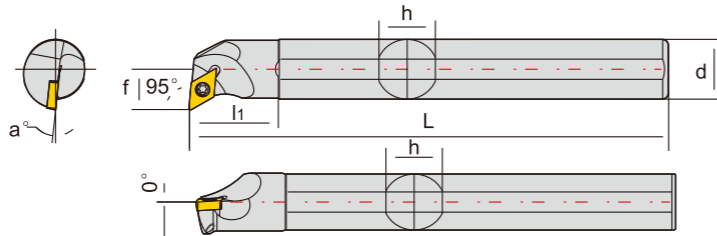


径向切削时，切削量应小于等于刀尖角半径 For radial cutting, the cutting amount should be less than or equal to the insert angle corner radius

型号 Cat.No	刀片 Insert 最小加工径	尺寸 Specifications							刀片螺丝 Insert Screw	扳手 Spanner
		Φd	f	L	l1	h	a°			
S08K-SCZCR/L06-12P	CC..0602..	Φ12	12	8.5	125	21	11	13°	SC250544	T8
S10K-SCZCR/L06-12P		Φ14	12	8.5	125	26	11	12°		
S12N-SCZCR/L06-16P		Φ16	16	10.5	160	31	15	10°	SC250644	
S14N-SCZCR/L06-16P		Φ18	14	10.5	160	26	15	10°	SC250744	
S16N-SCZCR/L09-20P	CC..09T3..	Φ21	20	13.5	160	41	18	10°	SC350960	T15
S20Q-SCZCR/L09-25P		Φ25	25	16	180	51	23	8°		



SDLCR/L

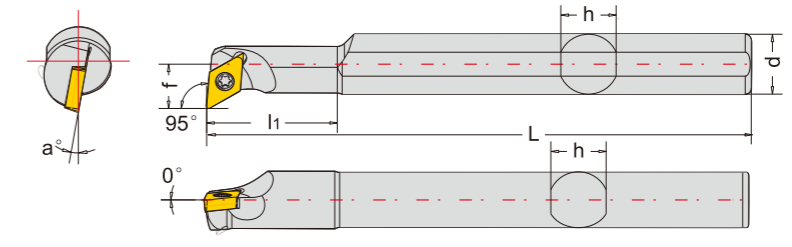


径向切削与轴向倒拉切削时，切削量应小于等于刀尖角半径
Radial cutting and axial pull-back cutting, the cutting amount should be less than or equal to the insert corner radius

型号 Cat.No	刀片 Insert 最小加工径	尺寸 Specifications							刀片螺丝 Insert Screw	扳手 Spanner
		Φd	f	L	l1	h	a°			
S10K-SDLCR/L07	DC..0702..	Φ15	10	8	125	17	9	10°	SC250644	T8
S10K-SDLCR/L07-A12		Φ15	12	8	125	26	11	10°		
S10K-SDLCR/L07-A16		Φ15	16	8	125	26	15	10°		
S12M-SDLCR/L07		Φ17	12	9	150	20	11	8°		
S12M-SDLCR/L07-A16		Φ17	16	9	150	31	15	8°	SC250744	
S14N-SDLCR/L07		Φ19	14	10	160	24	15	6°		
S14N-SDLCR/L07-A16		Φ19	16	10	160	36	15	6°		
S16N-SDLCR/L07		Φ22	16	11	160	27	15	6°		
S20Q-SDLCR/L07		Φ25	20	13	180	34	18	6°		
S20Q-SDLCR/L11		DC..11T3..	Φ25	20	13	180	34	18	6°	
S25R-SDLCR/L11	Φ32		25	16	200	43	23	4°		
S32S-SDLCR/L11	Φ39		32	20	250	54	30	4°		
S40T-SDLCR/L11	Φ50		40	24	300	68	37	2°		
S50U-SDLCR/L11	DC..0702..	Φ60	50	29	350	85	47	0°	SC250644	T8
C10K-SDLCR/L07		Φ15	10	8	125	17	9	10°		
C12M-SDLCR/L07		Φ17	12	9	150	20	11	8°		
C16N-SDLCR/L07		Φ22	16	11	160	27	15	6°		
C20Q-SDLCR/L11	DC..11T3..	Φ25	20	13	180	34	18	6°	SC350960	T15



SDLCR/L-P

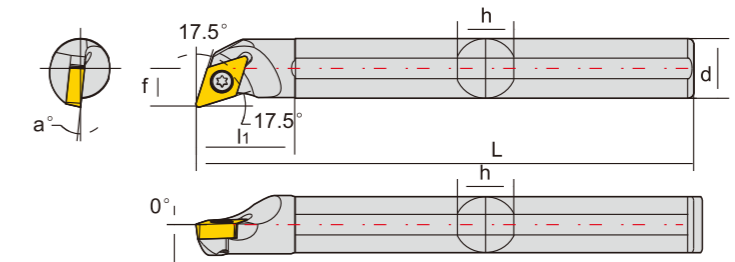


径向切削与轴向倒拉切削时，切削量应小于等于刀尖角半径
Radial cutting and axial pull-back cutting, the cutting amount should be less than or equal to the insert corner radius

型号 Cat.No	刀片 Insert 最小加工径	尺寸 Specifications							刀片螺丝 Insert Screw	扳手 Spanner
		Φd	f	L	l1	h	a°			
S08K-SDLCR/L07-12P	DC..0702..	Φ12	12	9	125	21	11	12°	SC250644	T8
S08K-SDLCR/L07-16P		Φ12	16	11	125	21	15	12°		
S10K-SDLCR/L07-12P		Φ15	12	9	125	26	11	10°		
S10K-SDLCR/L07-16P		Φ15	16	11	125	26	11	10°		
S12M-SDLCR/L07-16P		Φ17	16	11	150	31	15	8°	SC250744	
S14N-SDLCR/L07-16P		Φ19	16	11	160	36	15	6°		
S16N-SDLCR/L07-20P		Φ22	20	13	160	41	18	6°		
S20Q-SDLCR/L07-25P		Φ25	25	16	180	51	23	6°		



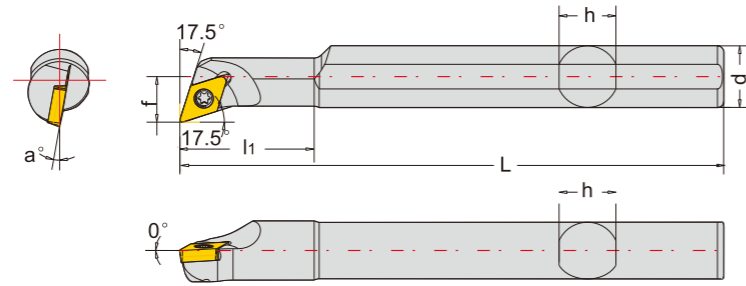
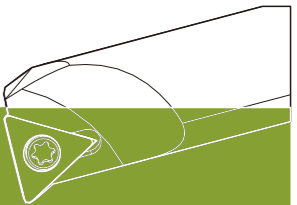
SDQCR/L



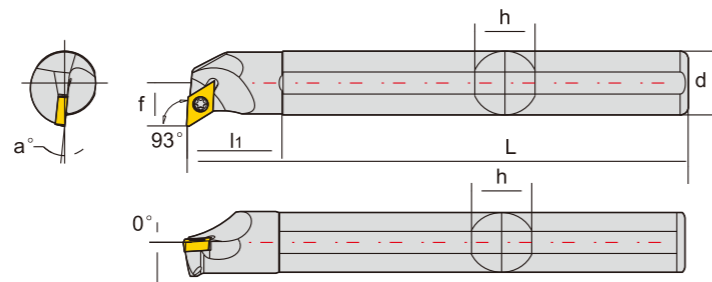

型号 Cat.No	刀片 Insert 最小加工径	尺寸 Specifications							刀片螺丝 Insert Screw	扳手 Spanner
		Φd	f	L	l1	h	a°			
S10K-SDQCR/L07	DC..0702..	Φ13	10	7	125	17	9	10°	SC250644	T8
S10K-SDQCR/L07-A12		Φ13	12	7	125	26	11	10°		
S10K-SDQCR/L07-A16		Φ13	16	7	125	26	15	10°		
S12M-SDQCR/L07		Φ16	12	9	150	20	11	8°		
S12M-SDQCR/L07-A16		Φ16	16	9	150	31	15	8°	SC250744	
S14N-SDQCR/L07		Φ18	14	9.5	160	24	13	6°		
S14N-SDQCR/L07-A16		Φ18	16	10	160	36	15	6°		
S16N-SDQCR/L07		Φ20	16	10.5	160	27	15	6°		
S20Q-SDQCR/L07		Φ25	20	13	180	34	18	6°		
S14N-SDQCR/L11		DC..11T3..	Φ18	14	9.5	160	24	13	6°	
S16N-SDQCR/L11	Φ20		16	10.5	160	27	15	8°		
S20Q-SDQCR/L11	Φ25		20	13	180	34	18	6°		
S25R-SDQCR/L11	Φ32		25	16	200	43	23	4°		
S32S-SDQCR/L11	DC..0702..	Φ39	32	20	250	54	30	4°	SC350960	T8
S40T-SDQCR/L11		Φ50	40	24	300	68	37	2°		
C10K-SDQCR/L07		Φ13	10	7	150	17	9	10°		
C12M-SDQCR/L07		Φ16	12	9	180	20	11	8°		
C16N-SDQCR/L07	DC..11T3..	Φ20	16	10.5	200	27	15	6°	SC250744	
C20Q-SDQCR/L11		Φ25	20	13	250	34	19	6°		SC350960

C 車刀刀具

C 車刀刀具

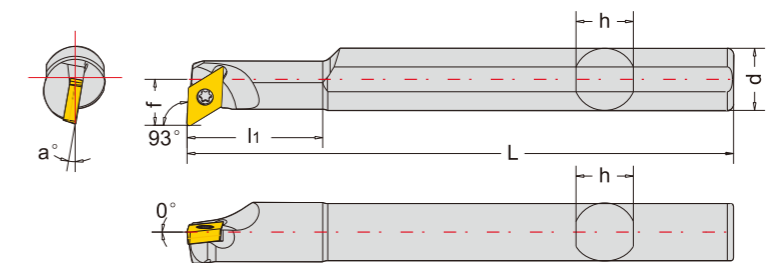


型号 Cat.No	刀片 Insert 	尺寸 Specifications							刀片螺丝 Insert Screw 	扳手 Spanner
		最小加工径	Φd	f	L	l_1	h	a°		
S10K-SDQCR/L07-12P	DC..0702..	$\Phi 13$	12	9	125	26	11	10°	SC250644	T8
S10K-SDQCR/L07-16P		$\Phi 13$	16	10	125	26	15	10°		
S12M-SDQCR/L07-16P		$\Phi 16$	16	10	150	31	15	8°		
S14N-SDQCR/L07-16P		$\Phi 18$	16	10.5	160	36	15	6°		
S16M-SDQCR/L07-20P		$\Phi 20$	20	13	160	41	18	6°		
S20Q-SDQCR/L07-25P	$\Phi 25$	25	16	180	51	23	6°	SC350860	T15	
S16M-SDQCR/L11-20P	DC..11T3..	$\Phi 20$	20	13	160	41	18			8°
S20Q-SDQCR/L11-25P		$\Phi 25$	25	16	180	51	23	6°	SC350960	



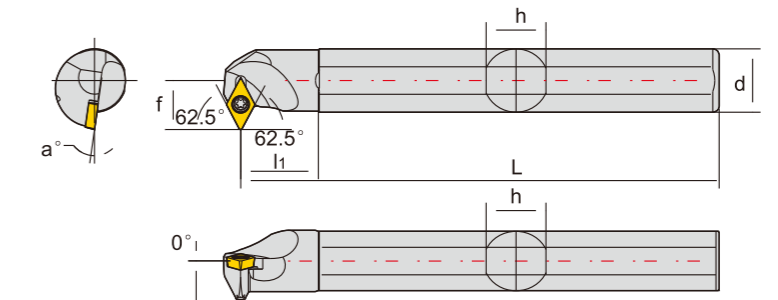
径向切削与轴向倒拉切削时，切削量应小于等于刀尖角半径
Radial cutting and axial pull-back cutting, the cutting amount should be less than or equal to the insert corner radius

型号 Cat.No	刀片 Insert 	尺寸 Specifications							刀片螺丝 Insert Screw 	扳手 Spanner 			
		最小加工径	Φd	f	L	l_1	h	a°					
S10K-SDUCR/L07	DC..0702..	$\Phi 15$	10	8	125	17	9	10°	SC250644	T8			
S10K-SDUCR/L07-A12		$\Phi 15$	12	8	125	26	11	10°					
S10K-SDUCR/L07-A16		$\Phi 15$	16	8	125	26	15	10°					
S12M-SDUCR/L07		$\Phi 17$	12	9	150	20	11	8°					
S12M-SDUCR/L07-A16		$\Phi 17$	16	9	150	31	15	8°					
S14N-SDUCR/L07		$\Phi 19$	16	10	160	24	13	6°					
S14N-SDUCR/L07-A16		$\Phi 19$	16	10	160	36	15	6°			SC250744		
S16N-SDUCR/L07		$\Phi 22$	16	11	160	27	15	6°					
S20Q-SDUCR/L07		$\Phi 25$	20	13	180	34	18	6°			SC350960	T15	
S16N-SDUCR/L11		DC..11T3..	$\Phi 22$	16	11	160	27	15					8°
S20Q-SDUCR/L11	$\Phi 25$		20	13	180	34	18	6°					
S25R-SDUCR/L11	$\Phi 32$		25	16	200	43	23	4°					
S32S-SDUCR/L11	$\Phi 39$		32	20	250	54	30	4°					
S40T-SDUCR/L11	$\Phi 50$		40	24	300	68	37	2°					
S50U-SDUCR/L11	$\Phi 60$		50	29	350	85	47	0°					
C10K-SDUCR/L07	DC..0702..		$\Phi 15$	10	8	125	17	9	10°	SC250644			T8
C12M-SDUCR/L07			$\Phi 17$	12	9	150	20	11	8°				
C16N-SDUCR/L07			$\Phi 22$	16	11	160	27	15	6°				
C20Q-SDUCR/L11			DC..11T3..	$\Phi 25$	20	13	180	34	18		6°	SC350960	

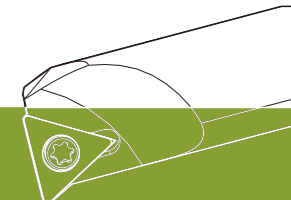


径向切削与轴向倒拉切削时，切削量应小于等于刀尖角半径
Radial cutting and axial pull-back cutting, the cutting amount should be less than or equal to the insert corner radius

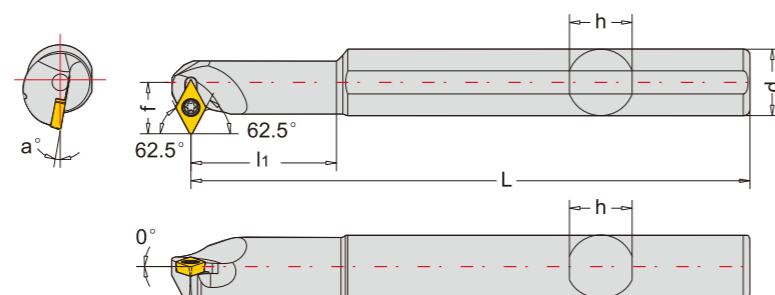
型号 Cat.No	刀片 Insert 	尺寸 Specifications							刀片螺丝 Insert Screw 	扳手 Spanner
		最小加工径	Φd	f	L	l_1	h	a°		
S10K-SDUCR/L07-12P	DC..0702..	$\Phi 15$	12	9	125	26	11	10°	SC250644	T8
S10K-SDUCR/L07-16P		$\Phi 15$	16	11	125	26	15	10°		
S12M-SDUCR/L07-16P		$\Phi 17$	16	11	150	31	15	8°		
S14N-SDUCR/L07-16P		$\Phi 19$	16	11	160	36	15	6°		



型号 Cat.No	刀片 Insert 	尺寸 Specifications							刀片螺丝 Insert Screw 	扳手 Spanner
		最小加工径	Φd	f	L	l_1	h	a°		
S12M-SDWCR/L07	DC..0702..	$\Phi 19$	12	10.5	150	20	11	10°	SC250744	T8
S12N-SDWCR/L07-A16		$\Phi 19$	16	10.5	160	31	15	10°		
S14N-SDWCR/L07		$\Phi 20$	14	11	160	24	13	10°		
S14N-SDWCR/L07-A16		$\Phi 20$	16	11.5	160	36	15	10°		
S16N-SDWCR/L07		$\Phi 23$	16	12.5	160	27	15	8°		
S20Q-SDWCR/L07		$\Phi 27$	20	14.5	180	34	18	6°		
S16N-SDWCR/L11	DC..11T3..	$\Phi 23$	16	13.5	160	27	15	8°	SC350960	T15
S20Q-SDWCR/L11		$\Phi 27$	20	14.5	180	34	18	6°		
S25R-SDWCR/L11		$\Phi 32$	25	17	200	43	23	4°		
S32S-SDWCR/L11		$\Phi 40$	32	20	250	54	30	2°		
S40T-SDWCR/L11		$\Phi 50$	40	24	300	68	37	2°		



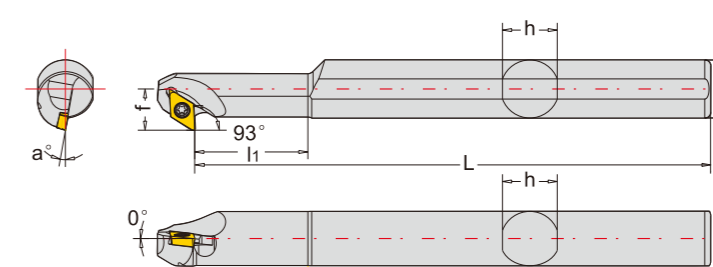
SDWCR/L-P



型号 Cat.No	刀片 Insert C55	尺寸 Specifications							刀片螺丝 Insert Screw	扳手 Spanner
		最小加工径	Φd	f	L	l_1	h	a°		
S12N-SDWCR/L07-16P	DC..0702..	$\Phi 19$	16	12.5	160	31	15	10°	SC250744	T8
S14N-SDWCR/L07-16P		$\Phi 20$	16	12.5	160	36	15	10°		
S16N-SDWCR/L07-20P		$\Phi 23$	20	14.5	160	41	18	8°		
S20Q-SDWCR/L07-25P		$\Phi 27$	25	17	180	51	23	6°		



SDZCR/L-P

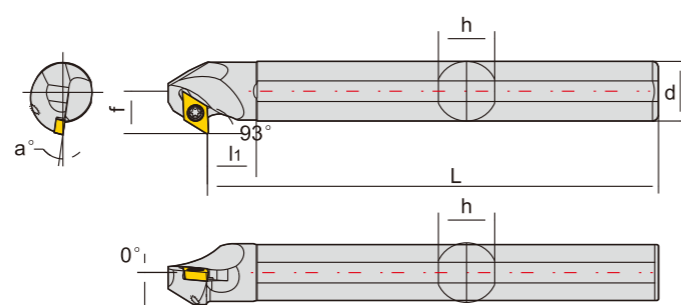


径向切削时，切削量应小于等于刀尖角半径 For radial cutting, the cutting amount should be less than or equal to the insert angle corner radius

型号 Cat.No	刀片 Insert C55	尺寸 Specifications							刀片螺丝 Insert Screw	扳手 Spanner
		最小加工径	Φd	f	L	l_1	h	a°		
S10K-SDZCR/L07-12P	DC..0702..	$\Phi 15$	12	9.5	125	26	11	12°	SC250644	T8
S10K-SDZCR/L07-16P		$\Phi 15$	16	11.5	125	26	15	12°		
S12M-SDZCR/L07-16P		$\Phi 18$	16	11.5	150	31	15	10°	SC250744	
S14N-SDZCR/L07-16P		$\Phi 20$	16	11.5	160	36	15	8°		
S16N-SDZCR/L07-20P		$\Phi 24$	20	13.5	160	41	18	8°		



SDZCR/L

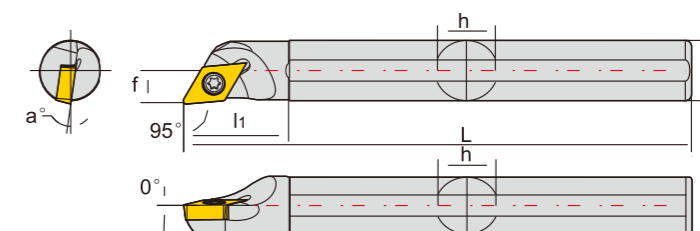


径向切削时，切削量应小于等于刀尖角半径 For radial cutting, the cutting amount should be less than or equal to the insert angle corner radius

型号 Cat.No	刀片 Insert C55	尺寸 Specifications							刀片螺丝 Insert Screw	扳手 Spanner
		最小加工径	Φd	f	L	l_1	h	a°		
S10K-SDZCR/L07	DC..0702..	$\Phi 15$	10	8.5	125	17	9	12°	SC250644	T8
S10K-SDZCR/L07-A12		$\Phi 15$	12	8.5	125	26	11	12°		
S10K-SDZCR/L07-A16		$\Phi 15$	16	8.5	125	26	15	12°		
S12M-SDZCR/L07		$\Phi 18$	12	9.5	150	20	11	10°		
S12M-SDZCR/L07-A16		$\Phi 18$	16	9.5	150	31	15	10°	SC250744	
S14N-SDZCR/L07		$\Phi 20$	14	10.5	160	24	13	8°		
S16N-SDZCR/L07		$\Phi 24$	16	11.5	160	27	15	8°		
S20Q-SDZCR/L07		$\Phi 26$	20	13.5	180	34	18	8°		
S25R-SDZCR/L07		$\Phi 32$	25	16	200	43	23	8°	SC250744	
S16N-SDZCR/L11		DC..11T3..	$\Phi 24$	16	12.5	160	27	15		
S20Q-SDZCR/L11	$\Phi 28$		20	14.5	180	34	18	8°		
S25R-SDZCR/L11	$\Phi 34$		25	17	200	43	23	6°		
S32S-SDZCR/L11	$\Phi 38$		32	20.5	250	54	30	4°		
S40T-SDZCR/L11	$\Phi 46$		40	25	300	68	37	2°		

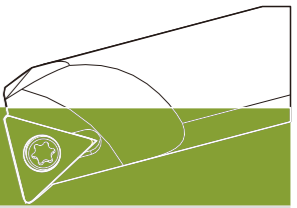


SDXCR/L

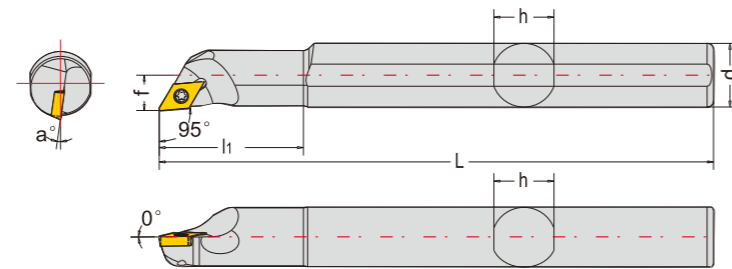


轴向切削时，切削量应小于等于刀尖角半径 For axial cutting, the cutting amount should be less than or equal to the insert angle corner radius

型号 Cat.No	刀片 Insert C55	尺寸 Specifications							刀片螺丝 Insert Screw	扳手 Spanner
		最小加工径	Φd	f	L	l_1	h	a°		
S08K-SDXCR/L07-G5	DC..0702..	$\Phi 10$	8	5	125	14	7	12°	SC250544	T8
S08K-SDXCR/L07-A12		$\Phi 10$	12	5	125	21	11	12°		
S08K-SDXCR/L07-A16		$\Phi 10$	16	5	125	21	15	12°		
S10K-SDXCR/L07-G5		$\Phi 13$	10	6	125	17	9	10°		
S10K-SDXCR/L07-A12		$\Phi 13$	12	6	125	26	11	10°	SC250644	
S10K-SDXCR/L07-A16		$\Phi 13$	16	6	125	26	15	10°		
S12M-SDXCR/L07-G5		$\Phi 16$	12	7	150	20	11	8°		
S12M-SDXCR/L07-A16		$\Phi 16$	16	7	150	31	15	8°		
S14N-SDXCR/L07-G5		$\Phi 18$	14	8	160	24	13	8°	SC250744	
S14N-SDXCR/L07-A16		$\Phi 18$	16	8	150	36	15	8°		
S16N-SDXCR/L07-G5	$\Phi 20$	16	9	160	27	15	6°			
S16N-SDXCR/L11-G5	$\Phi 18$	14	8	160	24	13	8°	SC350860		T15
S16N-SDXCR/L11-G5	$\Phi 20$	16	9	160	27	15	8°			
S20Q-SDXCR/L11-G5	$\Phi 25$	20	11.5	180	34	18	6°			
S25R-SDXCR/L11-G5	$\Phi 32$	25	14	200	43	23	4°		SC350960	
S32S-SDXCR/L11-G5	$\Phi 38$	32	17.5	250	54	30	4°			



SDXCR/L-P

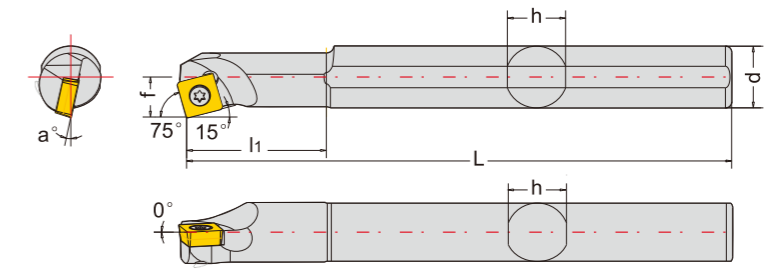


轴向切削时，切削量应小于等于刀尖角半径 When cutting axially, the cutting amount should be less than or equal to the insert corner radius

型号 Cat.No	刀片 Insert 最小加工径	尺寸 Specifications						刀片螺丝 Insert Screw	扳手 Spanner		
		Φd	f	L	l_1	h	a°				
S08K-SDXCR/L07-12P	DC..0702..	$\Phi 10$	12	7	125	21	11	12°	SC250544	T8	
S08K-SDXCR/L07-16P		$\Phi 10$	16	9	125	21	15	12°			
S10K-SDXCR/L07-12P		$\Phi 13$	12	7	125	26	11	10°			
S10K-SDXCR/L07-16P		$\Phi 13$	16	9	125	26	15	10°			
S12M-SDXCR/L07-16P		$\Phi 16$	16	9	150	31	15	8°			SC250744
S14M-SDXCR/L07-16P		$\Phi 16$	16	9	150	36	15	8°			



SSKCR/L-P

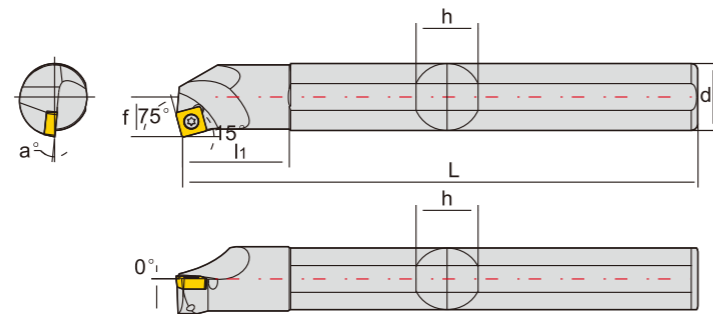


型号 Cat.No	刀片 Insert 最小加工径	尺寸 Specifications						刀片螺丝 Insert Screw	扳手 Spanner	
		Φd	f	L	l_1	h	a°			
S12M-SSKCR/L09-16P	SC..09T3..	$\Phi 16$	16	10.5	150	31	15	12°	SC350860	T15
S14N-SSKCR/L09-16P		$\Phi 18$	16	10.5	160	36	15	12°		
S16N-SSKCR/L09-20P		$\Phi 20$	20	12.5	160	41	18	10°		
S20Q-SSKCR/L09-25P		$\Phi 24$	25	15	180	51	23	8°	SC350960	

C 車刀刀具



SSK-R/L

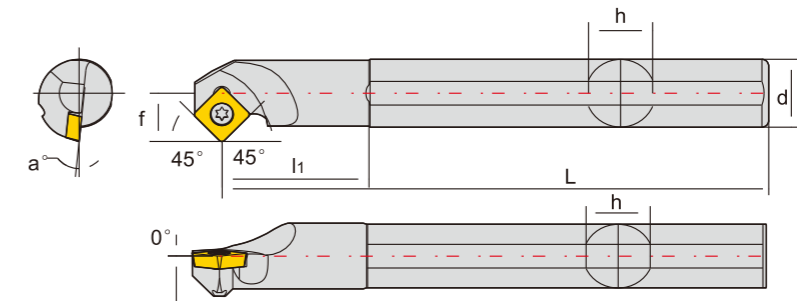


型号 Cat.No	刀片 Insert 最小加工径	尺寸 Specifications						刀片螺丝 Insert Screw	扳手 Spanner		
		Φd	f	L	l_1	h	a°				
S12M-SSKCR/L09	SC..09T3..	$\Phi 16$	12	8.5	150	20	11	12°	SC350860	T15	
S12M-SSKCR/L09-A16		$\Phi 16$	16	8.5	150	31	15	12°			
S14N-SSKCR/L09		$\Phi 18$	14	9.5	160	24	13	12°			
S14N-SSKCR/L09-A16		$\Phi 18$	16	9.5	160	31	15	12°			
S16N-SSKCR/L09		$\Phi 20$	16	10.5	160	27	15	10°			
S20Q-SSKCR/L09		$\Phi 24$	20	12.5	180	34	18	8°			SC350960
S25R-SSKCR/L09		$\Phi 31$	25	15	200	43	23	6°			
S32S-SSKCR/L09		$\Phi 38$	32	19.5	250	54	30	4°			
S12M-SSKPR/L09		SP..0903..	$\Phi 16$	12	8.5	150	20	11	8°		
S16N-SSKPR/L09			$\Phi 20$	16	10.5	160	27	15	6°		SC350860

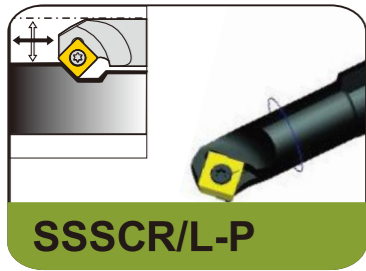
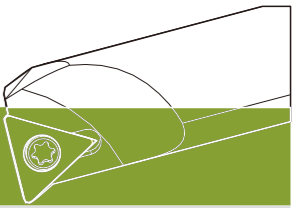
C 車刀刀具



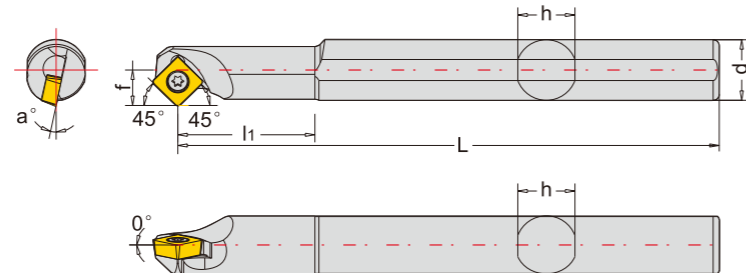
SSS-R/L



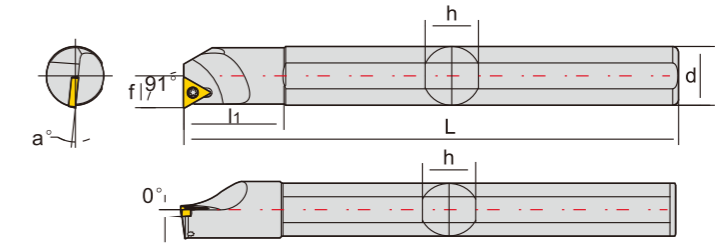
型号 Cat.No	刀片 Insert 最小加工径	尺寸 Specifications						刀片螺丝 Insert Screw	扳手 Spanner			
		Φd	f	L	l_1	h	a°					
S12M-SSSCR/L09	SC..09T3..	$\Phi 16$	12	8.5	150	20	11	12°	SC350860	T15		
S14N-SSSCR/L09		$\Phi 19$	14	9.5	160	24	13	12°				
S14N-SSSCR/L09-A16		$\Phi 19$	16	9.5	160	36	15	12°				
S16N-SSSCR/L09		$\Phi 22$	16	11.5	160	27	15	10°			SC350960	
S20Q-SSSCR/L09		$\Phi 26$	20	13.5	180	34	18	8°				
S25R-SSSCR/L09		$\Phi 31$	25	15	200	43	23	6°			SC350960	
S32S-SSSCR/L09		$\Phi 38$	32	19.5	250	54	30	4°				
S12M-SSSPR/L09		SP..0903..	$\Phi 16$	12	9	150	20	11	8°		SC350760	T15
S14N-SSSPR/L09			$\Phi 19$	14	10	160	24	13	7°			
S16N-SSSPR/L09			$\Phi 20$	16	11	160	27	15	6°			
S20Q-SSSPR/L09	$\Phi 24$		20	13	180	34	18	4°	SC350960			
S25R-SSSPR/L09	$\Phi 32$		25	17	200	43	23	2°				
S32S-SSSPR/L09	$\Phi 40$		32	22	250	54	30	0°				



SSSCR/L-P



STF-R/L



径向切削时，切削量应小于等于刀尖角半径 For radial cutting, the cutting amount should be less than or equal to the insert angle corner radius

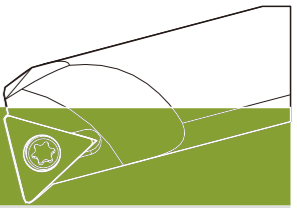
型号 Cat.No	刀片 Insert		尺寸 Specifications						刀片螺丝 Insert Screw	扳手 Spanner
	最小加工径	Φd	f	L	l ₁	h	α°			
S12N-SSSCR/L09-16P	SC..09T3..	Φ16	16	11.5	160	31	15	12°	SC350860	T15
S14N-SSSCR/L09-16P		Φ19	16	11.5	160	36	15	12°		
S16N-SSSCR/L09-20P		Φ22	20	13.5	160	41	18	10°	SC350960	
S20Q-SSSCR/L09-25P		Φ26	25	16	180	51	23	8°		

型号 Cat.No	刀片 Insert		尺寸 Specifications						刀片螺丝 Insert Screw	扳手 Spanner		
	最小加工径	Φd	f	L	l ₁	h	α°					
S07H-STFBR/L06-A08	TB..0601..	Φ8	8	4	100	18.5	7	15°	SC200460	T6		
S08K-STFBR/L06-A12		Φ11	12	5	125	21	11	15°				
S10K-STFBR/L06		Φ13	10	6	125	17	9	13°				
S12M-STFBR/L06		Φ16	12	7	150	20	11	10°				
S08K-STFCR/L09	TC..0902..	Φ11	8	5.5	125	14	7	15°	SC220556	T6		
S08K-STFCR/L09-A12		Φ11	12	5.5	125	21	11	15°				
S08K-STFCR/L09-A16		Φ11	16	5.5	125	21	15	15°				
S10K-STFCR/L09		Φ13	10	6	125	17	9	13°				
S10K-STFCR/L09-A16		Φ13	16	6	125	26	15	13°				
S12M-STFCR/L09		Φ16	12	7	150	20	11	10°				
S12M-STFCR/L09-A16		Φ16	16	7	150	31	15	10°	SC220656			
S14N-STFCR/L09		Φ16	14	8	160	24	13	10°				
S14N-STFCR/L09-A16		Φ16	16	8	160	36	15	10°				
S10K-STFCR/L11		TC..1102..	Φ12	10	6	125	17	9			12°	SC220656
S10K-STFCR/L11-A16			Φ12	16	6	125	26	15			12°	
S12M-STFCR/L11			Φ14	12	7	150	20	11			10°	
S12M-STFCR/L11-A16	Φ14		16	7	150	31	15	10°				
S14N-STFCR/L11	Φ16		14	8	160	24	13	10°				
S14N-STFCR/L11-A16	Φ16		16	8	160	36	15	10°				
S16N-STFCR/L11	TC..1102..	Φ20	16	9	160	27	15	8°	SC250744			
S20Q-STFCR/L11		Φ25	20	11	180	34	18	6°				
S20Q-STFCR/L16	TC..16T3..	Φ25	20	11.5	180	34	18	8°	SC350960	T15		
S25R-STFCR/L16		Φ31	25	14	200	43	23	6°				
S32S-STFCR/L16		Φ39	32	17.5	250	54	30	4°				
S40T-STFCR/L16		Φ50	40	21.5	300	68	37	2°				
S50U-STFCR/L16		Φ60	50	26.5	350	85	47	0°				
C08K-STFCR/L09		TC..0902..	Φ11	8	5.5	125	14	7			15°	SC220556
C10M-STFCR/L09	Φ13		10	6	150	17	9	13°				
C12Q-STFCR/L09	Φ16		12	7	180	20	11	10°				
C10M-STFCR/L11	TC..1102..	Φ13	10	6	150	17	9	12°	SC250644	T8		
C12Q-STFCR/L11		Φ14	12	7	180	20	11	10°				
C16R-STFCR/L11		Φ20	16	9	200	27	15	8°				
C20S-STFCR/L11		Φ25	20	11	250	34	18	6°				

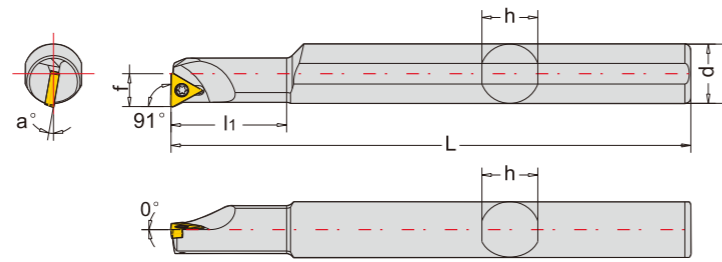


YAPO 内孔车刀 Internal Turning Holder

YAPO S型壓緊 S Type Clamp



STFCR/L-P

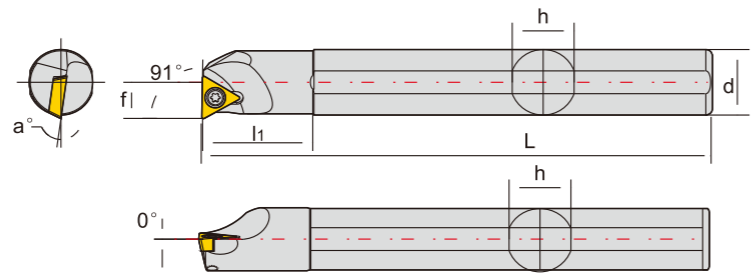


径向切削时，切削量应小于等于刀尖角半径 For radial cutting, the cutting amount should be less than or equal to the insert angle corner radius

型号 Cat.No	刀片 Insert	尺寸 Specifications							刀片螺丝 Insert Screw	扳手 Spanner
		最小加工径	Φd	f	L	l ₁	h	a°		
S08K-STFCR/L09-12P	TC..0902..	Φ11	12	7.5	125	21	11	15°	SC220556	T6
S08K-STFCR/L09-16P		Φ11	16	9	125	21	15	15°		
S10K-STFCR/L09-12P		Φ13	12	7	125	26	11	13°		
S10K-STFCR/L09-16P		Φ13	16	9	125	26	15	13°		
S12M-STFCR/L09-16P		Φ14	16	9	150	31	15	10°		
S14M-STFCR/L09-16P	Φ16	16	9	150	36	15	10°	SC220656	T6	
S10K-STFCR/L11-12P	Φ12	12	7	125	26	11	12°			
S10K-STFCR/L11-16P	Φ12	16	9	125	26	15	12°			
S12M-STFCR/L11-16P	Φ14	16	9	150	31	15	10°			
S14M-STFCR/L11-16P	Φ16	16	9	150	36	15	10°			
S10K-STFCR/L11-12P	TC..1102..	Φ12	12	7	125	26	11	12°	SC250644	T8
S10K-STFCR/L11-16P		Φ12	16	9	125	26	15	12°		
S12M-STFCR/L11-16P		Φ14	16	9	150	31	15	10°		
S14M-STFCR/L11-16P		Φ16	16	9	150	36	15	10°		



STFPR/L

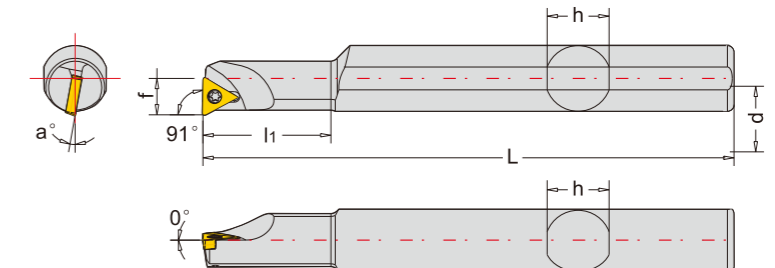


径向切削时，切削量应小于等于刀尖角半径 For radial cutting, the cutting amount should be less than or equal to the insert angle corner radius

型号 Cat.No	刀片 Insert	尺寸 Specifications							刀片螺丝 Insert Screw	扳手 Spanner			
		最小加工径	Φd	f	L	l ₁	h	a°					
S10K-STFPR/L08	TP..0802..	Φ13	10	6	125	17	9	8°	SC200582	T6			
S08K-STFPR/L09	TP..0902..	Φ11	8	5	125	14	7	10°	SC250544	T6			
S08K-STFPR/L09-A16		Φ11	16	5	125	21	15	10°					
S10K-STFPR/L09		Φ13	10	6	125	17	9	8°					
S10K-STFPR/L09-A16		Φ13	16	6	125	26	15	8°					
S10K-STFPR/L11		Φ13	10	6	125	17	9	12°					
S10K-STFPR/L11-A16	TP..1103..	Φ13	16	6	125	26	15	12°	SC300660	T8			
S12M-STFPR/L11		Φ16	12	7	150	20	11	10°					
S12M-STFPR/L11-A16		Φ16	16	7	150	31	15	10°					
S14N-STFPR/L11		Φ18	14	8	160	24	13	8°					
S16N-STFPR/L11		Φ20	16	9	160	27	15	8°					
S20Q-STFPR/L11	TP..1603..	Φ24	20	11	180	34	18	6°	SC300760	T8			
S20Q-STFPR/L16		Φ24	20	11.5	180	34	18	6°					
S25R-STFPR/L16		Φ31	25	14	200	43	23	4°					
C08K-STFPR/L09		TP..0902..	Φ11	8	5	125	14	7			10°	SC250544	T8
C10M-STFPR/L09		Φ13	10	6	150	17	9	8°			SC250644		
C10M-STFPR/L11	TP..1103..	Φ13	10	6	150	17	9	12°	SC300600	T8			
C12Q-STFPR/L11		Φ16	12	7	180	20	11	10°					
C16R-STFPR/L11		Φ20	16	9	200	27	15	8°					
C20S-STFPR/L11		Φ24	20	11	250	34	18	6°					
C20S-STFPR/L11		Φ24	20	11	250	34	18	6°					




STFPR/L-P

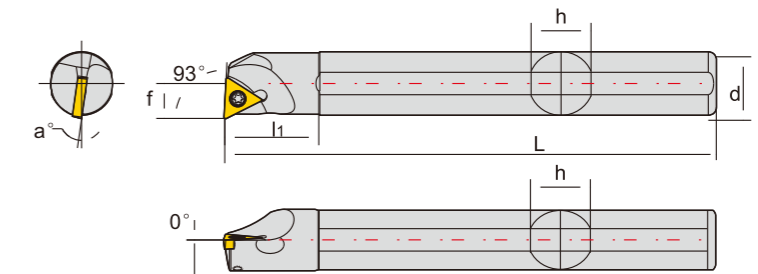


径向切削时，切削量应小于等于刀尖角半径 For radial cutting, the cutting amount should be less than or equal to the insert angle corner radius

型号 Cat.No	刀片 Insert	尺寸 Specifications							刀片螺丝 Insert Screw	扳手 Spanner
		最小加工径	Φd	f	L	l ₁	h	a°		
S08K-STFPR/L09-12P	TP..0902..	Φ11	12	7	125	21	11	10°	SC250544	T8
S08K-STFPR/L09-16P		Φ11	16	9	125	21	15	10°		
S10K-STFPR/L09-12P		Φ13	12	7	125	26	11	8°		
S10K-STFPR/L11-12P		Φ13	12	7	125	26	11	12°		
S12M-STFPR/L11-16P		Φ16	16	9	150	31	15	10°		
S14N-STFPR/L11-16P	TP..1103..	Φ18	14	9	160	36	15	8°	SC30660	T8
S16N-STFPR/L11-20P		Φ20	20	11	160	41	18	8°		
S20Q-STFPR/L11-25P		Φ24	25	14	180	51	23	6°		
S20Q-STFPR/L11-25P		Φ24	25	14	180	51	23	6°		



STUCR/L



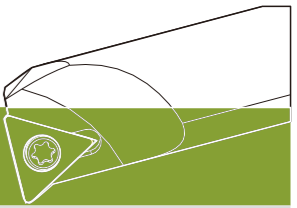
径向切削时，切削量应小于等于刀尖角半径 For radial cutting, the cutting amount should be less than or equal to the insert angle corner radius

型号 Cat.No	刀片 Insert	尺寸 Specifications							刀片螺丝 Insert Screw	扳手 Spanner
		最小加工径	Φd	f	L	l ₁	h	a°		
S08K-STUCR/L09	TC..0902..	Φ11	8	5	125	14	7	10°	SC220556	T6
S08K-STUCR/L09-A16		Φ11	16	5	125	21	15	10°		
S10K-STUCR/L09		Φ13	10	6	125	17	9	8°		
S10K-STUCR/L09-A16		Φ13	16	6	125	26	15	8°		
S12M-STUCR/L09		Φ16	12	7	150	20	11	6°		
S10K-STUCR/L11	TC..1102..	Φ13	10	6	125	17	9	12°	SC250644	T8
S10K-STUCR/L11-A16		Φ13	16	6	125	26	15	12°		
S12M-STUCR/L11		Φ16	12	7	150	20	11	10°		
S12M-STUCR/L11-A16		Φ16	16	7	150	31	15	10°		
S14N-STUCR/L11		Φ16	14	8	160	24	13	10°		
S14N-STUCR/L11-A16		Φ16	16	8	160	36	15	10°		
S16N-STUCR/L11		Φ20	16	9	160	27	15	8°		
S20Q-STUCR/L11		Φ24	20	11	180	34	18	6°		
S25R-STUCR/L11		Φ31	25	14	200	43	23	4°		
S20Q-STUCR/L16		TP..1603..	Φ25	20	11.5	180	34	18		
S25R-STUCR/L16	Φ31		25	14	200	43	23	6°		
S32S-STUCR/L16	Φ39		32	17.5	250	54	30	4°		
S40T-STUCR/L16	Φ50		40	21.5	300	68	37	2°		
S50U-STUCR/L16	Φ60		50	26.5	350	85	47	0°		

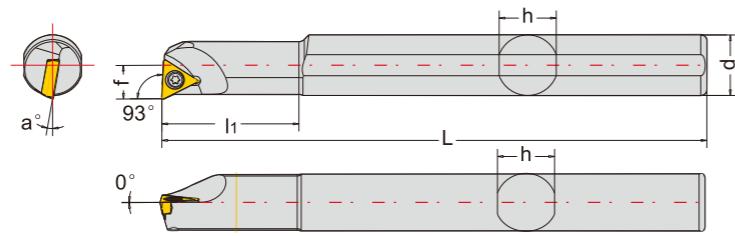


YAPO 内孔车刀 Internal Turning Holder

YAPO S型壓緊 S Type Clamp




STUCR/L-P

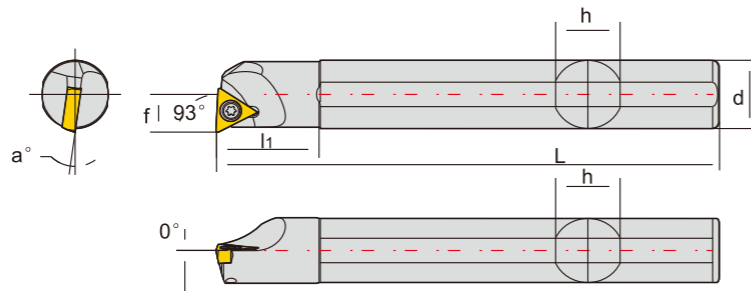


径向切削时，切削量应小于等于刀尖角半径 For radial cutting, the cutting amount should be less than or equal to the insert angle corner radius

型号 Cat.No	刀片 Insert 最小加工径	尺寸 Specifications						刀片螺丝 Insert Screw	扳手 Spanner	
		Φd	f	L	l1	h	a°			
S08K-STUCR/L09-12P	TC..0902..	Φ11	12	7	125	21	11	10°	SC220556	T6
S10K-STUCR/L09-12P		Φ13	12	7	125	26	11	8°		
S10K-STUCR/L11-12P	TC..1102..	Φ13	12	7	125	26	11	12°	SC250644	T8
S12N-STUCR/L11-16P		Φ16	16	9	160	31	15	10°		
S14N-STUCR/L11-16P		Φ16	16	9	160	36	15	10°		
S16N-STUCR/L11-20P		Φ20	20	11	160	41	18	8°	SC250744	
S20Q-STUCR/L11-25P		Φ24	25	14	180	51	23	6°		

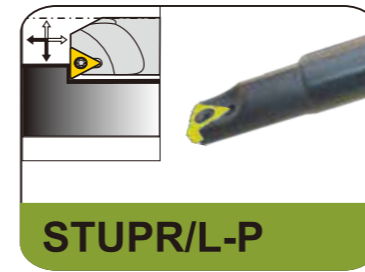


STUPR/L

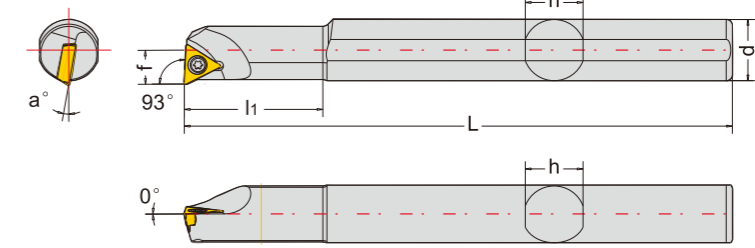


径向切削时，切削量应小于等于刀尖角半径 For radial cutting, the cutting amount should be less than or equal to the insert angle corner radius

型号 Cat.No	刀片 Insert 最小加工径	尺寸 Specifications						刀片螺丝 Insert Screw	扳手 Spanner	
		Φd	f	L	l1	h	a°			
S08K-STUPR/L09	TP..0902..	Φ11	8	5	125	14	7	10°	SC250544	T8
S08K-STUPR/L09-A16		Φ11	16	5	125	21	15	10°		
S10K-STUPR/L09		Φ13	10	6	125	17	9	8°		
S10K-STUPR/L11	TP..1103..	Φ13	10	6	125	17	9	12°	SC300660	T8
S10K-STUPR/L11-A16		Φ13	16	6	125	26	15	12°		
S12M-STUPR/L11		Φ16	12	7	150	20	11	10°		
S14N-STUPR/L11		Φ16	14	8	160	24	13	10°	SC300760	
S14N-STUPR/L11-A16		Φ16	16	8	160	36	15	10°		
S16N-STUPR/L11		Φ20	16	9	160	27	15	8°		
S20Q-STUPR/L11	TP..1603..	Φ24	20	11.5	180	34	18	6°	SC350960	T15
S20Q-STUPR/L16		Φ24	20	11.5	180	34	18	6°		
S25R-STUPR/L16		Φ31	25	14.5	200	43	23	4°		



STUPR/L-P

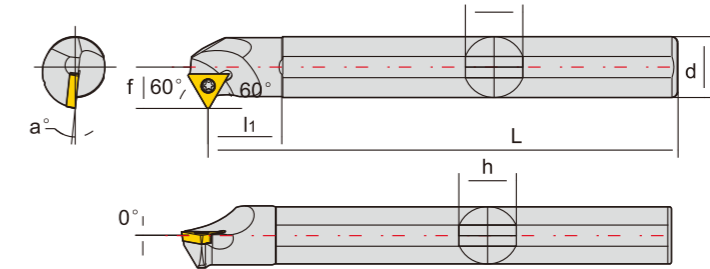


径向切削时，切削量应小于等于刀尖角半径 For radial cutting, the cutting amount should be less than or equal to the insert angle corner radius

型号 Cat.No	刀片 Insert 最小加工径	尺寸 Specifications						刀片螺丝 Insert Screw	扳手 Spanner	
		Φd	f	L	l1	h	a°			
S08K-STUPR/L09-12P	TP..0902..	Φ11	12	7	125	21	11	10°	SC250544	T8
S08K-STUPR/L09-16P		Φ11	16	9	125	21	15	10°		
S10K-STUPR/L09-12P		Φ13	12	7	125	26	11	8°	SC250644	
S10K-STUPR/L09-16P		Φ13	16	9	125	26	15	8°		
S10K-STUPR/L11-12P	TP..1103..	Φ13	12	7	125	26	11	12°	SC300660	T8
S12M-STUPR/L11-16P		Φ16	16	9	150	31	15	10°		
S14N-STUPR/L11-16P		Φ16	16	9	160	36	15	10°	SC300760	



STWCR/L



型号 Cat.No	刀片 Insert 最小加工径	尺寸 Specifications						刀片螺丝 Insert Screw	扳手 Spanner	
		Φd	f	L	l1	h	a°			
S08K-STWCR/L09	TC..0902..	Φ11	8	5.5	125	14	7	12°	SC220556	T6
S08K-STWCR/L09-A16		Φ11	16	5.5	125	21	15	12°		
S10K-STWCR/L09		Φ14	10	8	125	17	9	10°		
S12M-STWCR/L09	Φ16	12	9	150	20	11	8°			
S10K-STWCR/L11	TC..1102..	Φ14	10	8	125	17	9	10°	SC250744	T8
S10K-STWCR/L11-A16		Φ14	16	8	125	26	15	10°		
S12M-STWCR/L11		Φ16	12	9	150	20	11	8°		
S12M-STWCR/L11-A16		Φ16	16	9	150	31	15	8°		
S14N-STWCR/L11		Φ19	14	10	160	24	13	8°		
S14N-STWCR/L11-A16		Φ19	16	10	160	31	15	8°		
S16N-STWCR/L11		Φ20	16	11	160	27	15	6°		
S20Q-STWCR/L11		Φ25	20	13	180	34	18	4°		
S25R-STWCR/L11		Φ31	25	15	200	43	23	2°		
S32S-STWCR/L11		Φ39	32	19	250	54	30	0°		
S20Q-STWCR/L16	TC..16T3..	Φ25	20	14.5	180	34	18	8°	SC350960	T15
S25R-STWCR/L16		Φ32	25	17	200	43	23	6°		
S32S-STWCR/L16		Φ39	32	20	250	54	30	4°		
S40T-STWCR/L16		Φ50	40	24	300	68	37	0°		
S50U-STWCR/L16		Φ60	50	29	350	85	47	0°		

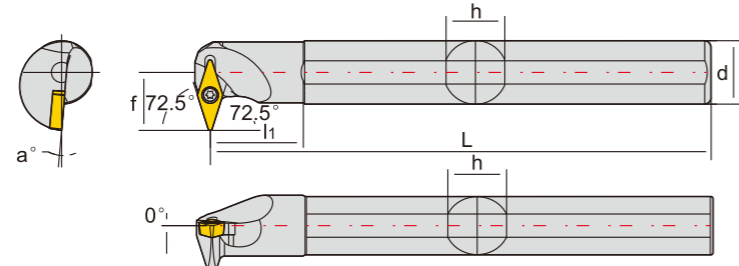
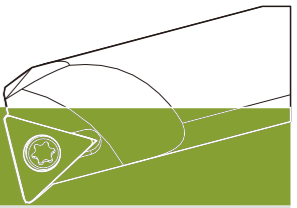
C 重刀刀具

C 重刀刀具

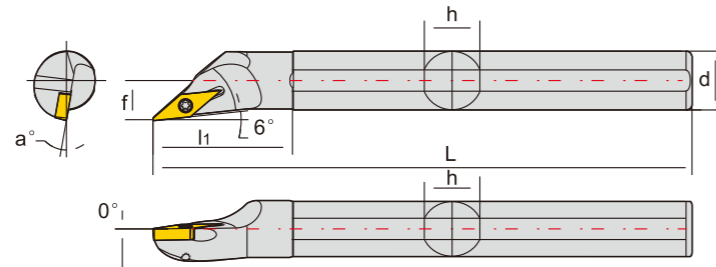


YAPO 内孔车刀 Internal Turning Holder

YAPO M型壓緊 S Type Clamp

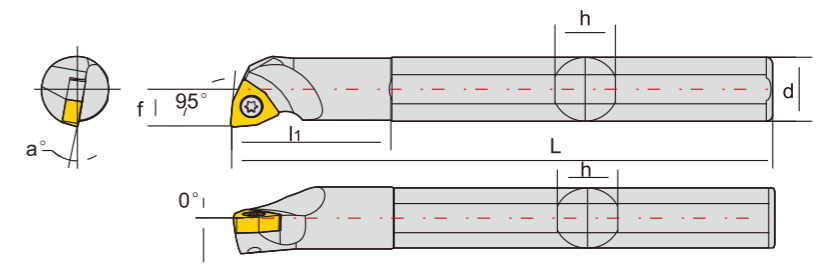


型号 Cat.No	刀片 Insert	尺寸 Specifications						刀片螺丝 Insert Screw	扳手 Spanner	
		最小加工径	Φd	f	L	l1	h			a°
S16N-SVWBR/L11	VB..1103..	Φ25	16	15	160	27	15	5°	SC250744	T8
S20Q-SVWBR/L11		Φ29	20	18	180	34	18	5°		
S25R-SVWBR/L11		Φ34	25	21	200	43	23	5°		
S25R-SVWBR/L16	VB..1604..	Φ38	25	23	200	43	23	5°	SC350960	T15
S32S-SVWBR/L16		Φ45	32	26	250	54	30	5°		
S16N-SVWCR/L11	VC..1103..	Φ25	16	15	160	27	15	5°	SC250744	T8
S20Q-SVWCR/L11		Φ29	20	18	180	34	18	5°		
S25R-SVWCR/L11		Φ34	25	21	200	43	23	5°		
S25R-SVWCR/L16	VC..1604..	Φ38	25	23	200	43	23	5°	SC350960	T15
S32S-SVWCR/L16		Φ45	32	26	250	54	30	5°		

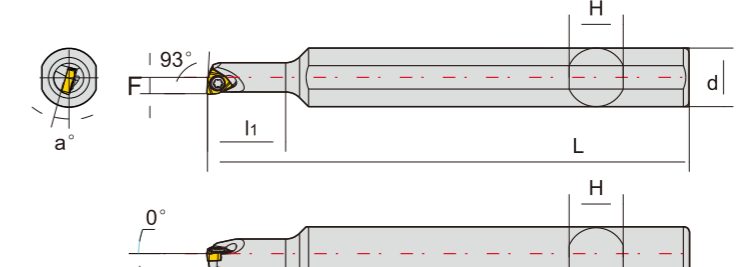
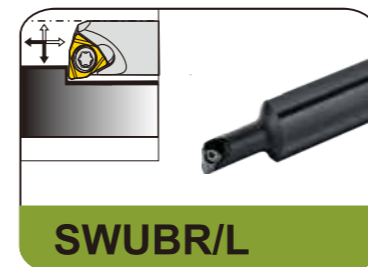


轴向切削时，切削量应小于等于刀尖角半径 For radial cutting, the cutting amount should be less than or equal to the insert angle corner radius

型号 Cat.No	刀片 Insert	尺寸 Specifications						刀片螺丝 Insert Screw	扳手 Spanner	
		最小加工径	Φd	f	L	l1	h			a°
S10K-SVXBR/L11-G6	VB..1103..	Φ14	10	7.5	125	17	9	10°	SC250644	T8
S12M-SVXBR/L11-G6		Φ16	12	8.5	150	20	11	12°		
S14N-SVXBR/L11-G6		Φ18	14	9.5	160	24	13	10°		
S16N-SVXBR/L11-G6		Φ22	16	11	160	27	15	10°		
S20Q-SVXBR/L11-G6		Φ27	20	13.5	180	34	18	8°		
S16N-SVXBR/L16-G6	VB..1604..	Φ22	16	11.5	160	27	15	12°	SC350960	T15
S20Q-SVXBR/L16-G6		Φ27	20	13.5	180	34	18	10°		
S25R-SVXBR/L16-G6		Φ32	25	16	200	43	23	8°		
S32S-SVXBR/L16-G6		Φ40	32	19.5	250	54	30	10°		
S40T-SVXBR/L16-G6		Φ50	40	23.5	300	68	37	8°		
S50U-SVXBR/L16-G6	Φ60	50	28.5	350	85	47	6°			
S10K-SVXCR/L11-G6	VC..1103..	Φ14	10	7.5	125	17	9	12°	SC250644	T8
S12M-SVXCR/L11-G6		Φ16	12	8.5	150	20	11	10°		
S14N-SVXCR/L11-G6		Φ18	14	9.5	160	24	13	10°		
S16N-SVXCR/L11-G6		Φ22	16	11	160	27	15	8°		
S20Q-SVXCR/L11-G6		Φ27	20	13.5	180	34	18	6°		
S16N-SVXCR/L16-G6	VC..1604..	Φ22	16	11.5	160	27	15	10°	SC350960	T15
S20Q-SVXCR/L16-G6		Φ27	20	13.5	180	34	18	8°		
S25R-SVXCR/L16-G6		Φ32	25	16	200	43	23	6°		
S32S-SVXCR/L16-G6		Φ40	32	19.5	250	54	30	8°		
S40T-SVXCR/L16-G6		Φ50	40	23.5	300	68	37	6°		
S50U-SVXCR/L16-G6	Φ60	50	28.5	350	85	47	4°			



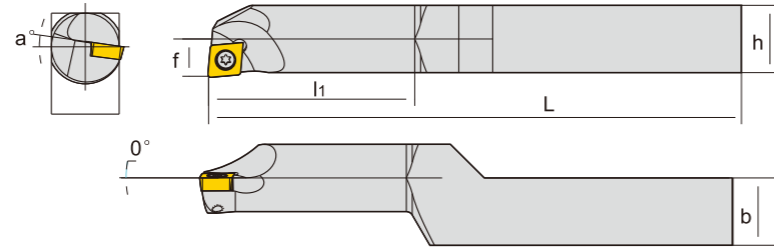
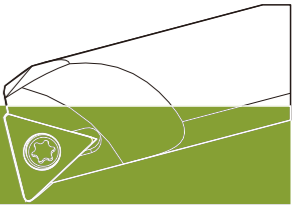
型号 Cat.No	刀片 Insert	尺寸 Specifications						刀片螺丝 Insert Screw	扳手 Spanner	
		最小加工径	Φd	f	L	l1	h			a°
S08K-SWLCR/L04	WC..0402..	Φ10	8	5	125	14	7	13°	SC250544	T8
S10K-SWLCR/L04		Φ13	10	6.5	125	17	9	10°		
S12M-SWLCR/L06		Φ16	12	7.5	150	20	11	13°		
S14N-SWLCR/L06	WC..06T3..	Φ18	14	8.5	160	24	13	12°	SC350860	T15
S16N-SWLCR/L06		Φ20	16	9.5	160	27	15	10°		
S20Q-SWLCR/L06		Φ25	20	11.5	180	34	18	8°		
S25R-SWLCR/L06		Φ31	25	14	200	43	23	6°		



型号 Cat.No	刀片 Insert	尺寸 Specifications						刀片螺丝 Insert Screw	扳手 Spanner	
		最小加工径	Φd	f	L	l1	h			a°
S05H-SWUBR/L06-A08	WBG060104L-W11	Φ6	8	3.1	100	13.5	7	12°	SC200460	T6
S05H-SWUBR/L06-A12		Φ6	12	3.1	100	13.5	11	12°		
S06H-SWUBR/L06-A12		Φ7	12	3.6	100	16	11	15°		
S07H-SWUBR/L06-A12		Φ8	12	4.0	100	18	11	15°		

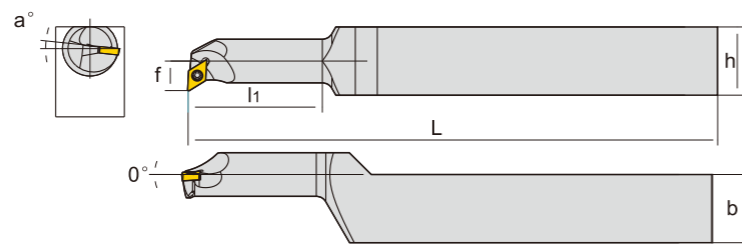

重刀刀具

重刀刀具



SCLCR/L-S

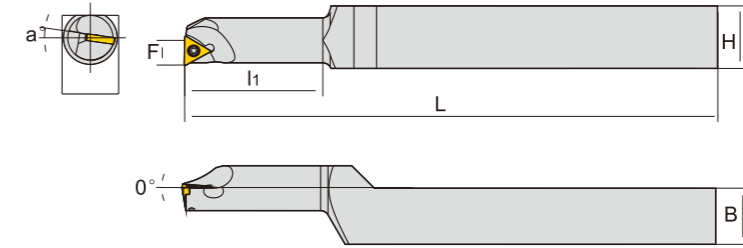
型号 Cat.No	刀片 Insert 	尺寸 Specifications							刀片螺丝 Insert Screw 	扳手 Spanner 	
		最小加工径	Φd	b	f	L	l1	h			a°
S08M-SCLCR/L06-S20	CCMT06204	Φ10	8	20	5	150	25	20	13°	SC250544	T8
S10M-SCLCR/L06-S20		Φ13	10	20	6	150	31	20	12°		
S12M-SCLCR/L06-S20		Φ16	12	20	7	150	37	20	10°	SC250644	
S12P-SCLCR/L06-S20		Φ16	12	20	7	170	37	20	10°		
S16P-SCLCR/L09-S20	CCMT09T308	Φ20	16	20	9.5	170	49	20	10°	SC350960	T15
S16Q-SCLCR/L09-S20		Φ20	16	20	9.5	180	49	20	10°		
S08M-SCLCR/L06-S25	CCMT060204	Φ10	8	25	5	150	25	25	13°	SC250544	T8
S10M-SCLCR/L06-S25		Φ13	10	25	6	150	31	25	12°		
S10N-SCLCR/L06-S25		Φ13	10	25	6	160	31	25	12°	SC250644	
S12N-SCLCR/L06-S25		Φ16	12	25	7	160	37	25	10°		
S12P-SCLCR/L06-S25		Φ16	12	25	7	170	37	25	10°		
S20R-SCLCR/L06-S25		Φ25	20	25	11.5	200	61	25	8°	SC250744	
S16Q-SCLCR/L09-S25	CCMT09T308	Φ20	16	25	9.5	180	49	25	10°	SC350860	T15
S20Q-SCLCR/L09-S25		Φ25	20	25	11.5	200	61	25	8°		



SDUCR/L-S

径向切削时，切削量应小于等于刀尖角半径 When radial cutting, the cutting amount should not be too large

型号 Cat.No	刀片 Insert 	尺寸 Specifications							刀片螺丝 Insert Screw 	扳手 Spanner 	
		最小加工径	Φd	b	f	L	l1	h			a°
S10M-SDUCR07-S20	DCMT070204	Φ15	10	20	8	150	31	20	10°	SC250644	T8
S12M-SDUCR/L07-S20		Φ17	12	20	9	150	37	20	8°		
S12P-SDUCR07-S20		Φ17	12	20	9	170	37	20	8°	SC250744	
S16P-SDUCR/L07-S20		Φ22	16	20	11	170	49	20	6°		
S16Q-SDUCR07-S20		Φ22	16	20	11	180	49	20	6°		
S10M-SDUCR07-S25		Φ15	10	25	8	150	31	25	10°	SC250644	
S10N-SDUCR/L07-S25		Φ15	10	25	8	160	31	25	10°		
S12N-SDUCR/L07-S25		Φ17	12	25	9	160	37	25	8°		
S12P-SDUCR07-S25		Φ17	12	25	9	170	37	25	8°		
S16Q-SDUCR07-S25		Φ22	16	25	11	180	49	25	6°	SC250744	
S20R-SDUCR11-S25	DC11T308	Φ25	20	25	13	200	61	25	6°	SC350960	T18


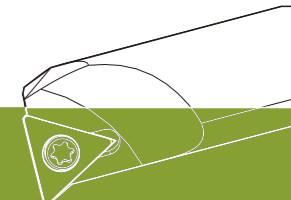


STFCR/L-S

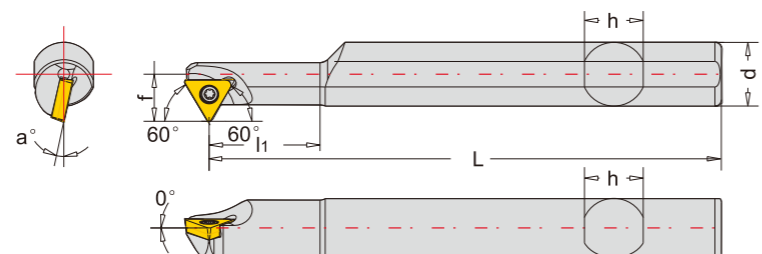
径向切削时，切削量应小于等于刀尖角半径 When radial cutting, the cutting amount should not be too large

型号 Cat.No	刀片 Insert 	尺寸 Specifications							刀片螺丝 Insert Screw 	扳手 Spanner 	
		最小加工径	Φd	b	f	L	l1	h			a°
S08M-STFCR09-S20	TC090204	Φ11	8	20	5.4	150	25	20	15°	SC220556	T6
S10M-STFCR09-S20		Φ13	10	20	6	150	31	20	13°		
S12P-STFCR09-S20		Φ16	12	20	7	170	37	20	10°	SC220656	
S12M-STFCR/L09-S20		Φ16	12	20	7	150	37	20	10°		
S12M-STFCR/L11-S20	TC110204	Φ14	12	20	7	150	37	20	10°	SC250644	T8
S12P-STFCR11-S20		Φ14	12	20	7	170	37	20	10°		
S16Q-STFCR11-S20		Φ20	16	20	9	180	49	20	8°	SC250744	
S16P-STFCR/L11-S20		Φ20	16	20	9	170	49	20	8°		
S08M-STFCR09-S25	TC090204	Φ11	8	25	5.4	150	25	25	15°	SC220556	T6
S10M-STFCR09-S25		Φ13	10	25	6	150	31	25	13°		
S10N-STFCR/L09-S25		Φ13	10	25	6	160	31	25	13°	SC220656	
S12N-STFCR/L09-S25		Φ16	12	25	7	160	37	25	10°		
S12P-STFCR/L09-S25		Φ16	12	25	7	170	37	25	10°		
S16Q-STFCR11-S25		Φ20	16	25	9	180	41	25	8°	SC250744	
S20R-STFCR11-S25	Φ25	20	25	11	200	61	25	6°			

備忘錄 Memorandum



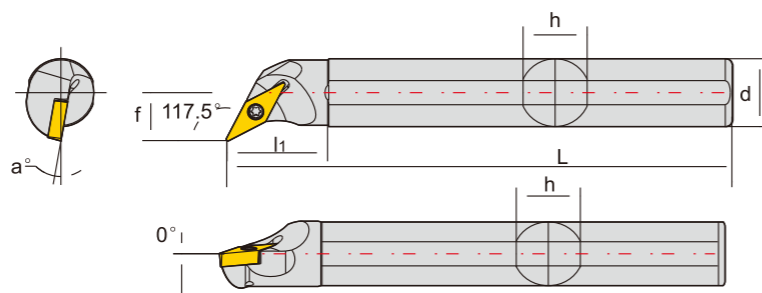
STWCR/L-P




型号 Cat.No	刀片 Insert 	尺寸 Specifications							刀片螺丝 Insert Screw 	扳手 Spanner
		最小加工径	Φd	f	L	l ₁	h	a°		
S08K-STWCR/L09-12P	TC..0902..	Φ11	12	9	125	21	11	12°	SC220556	T6
S10K-STWCR/L09-12P		Φ14	12	9	125	26	11	10°		
S10K-STWCR/L11-12P	TC..1102..	Φ14	12	9	125	26	11	10°	SC250744	T8
S12N-STWCR/L11-16P		Φ16	16	11	160	31	15	8°		
S14N-STWCR/L11-16P		Φ19	16	11	160	36	15	8°		
S16N-STWCR/L11-20P		Φ20	20	13	160	41	18	6°		



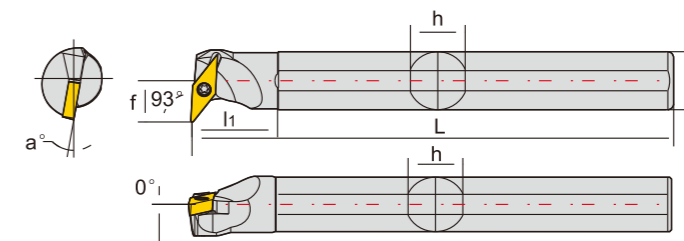
SVQ-R/L



型号 Cat.No	刀片 Insert 	尺寸 Specifications							刀片螺丝 Insert Screw 	扳手 Spanner
		最小加工径	Φd	f	L	l ₁	h	a°		
S12M-SVQBR/L11	VB..1103..	Φ17	12	10	150	20	11	10°	SC250744	T8
S14N-SVQBR/L11		Φ20	14	11	160	24	13	10°		
S16N-SVQBR/L11		Φ22	16	11.5	160	27	15	10°		
S20Q-SVQBR/L11		Φ27	20	14	180	34	18	8°		
S20Q-SVQBR/L16	VB..1604..	Φ27	20	14	180	34	18	10°	SC350960	T15
S25R-SVQBR/L16		Φ32	25	16.5	200	43	23	8°		
S32S-SVQBR/L16		Φ41	32	22.5	250	54	30	10°		
S40T-SVQBR/L16		Φ50	40	27	300	68	37	8°		
S50U-SVQBR/L16		Φ61	50	32	350	85	47	6°		
S16N-SVQCR/L11	VC..1103..	Φ22	16	11.5	160	27	15	8°	SC250744	T8
S20Q-SVQCR/L11		Φ27	20	14	180	34	18	6°		
S20Q-SVQCR/L16	VC..1604..	Φ27	20	14	180	34	18	8°	SC350960	T15
S25R-SVQCR/L16		Φ32	25	16.5	200	43	23	6°		
S32S-SVQCR/L16		Φ41	32	22.5	250	54	30	8°		
S40T-SVQCR/L16		Φ50	40	27	300	68	37	6°		
S50U-SVQCR/L16		Φ61	50	32	350	85	47	4°		



SVU-R/L

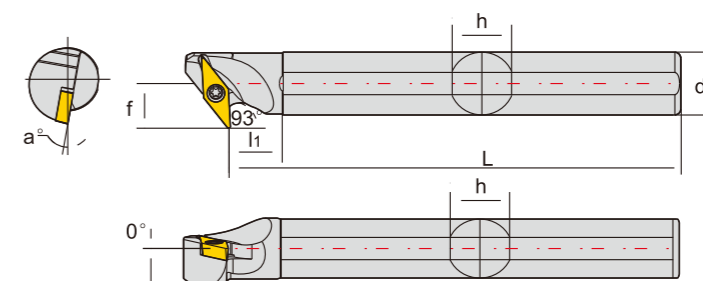


径向切削时，切削量应小于等于刀尖角半径 When radial cutting, the cutting amount should not be too large

型号 Cat.No	刀片 Insert 	尺寸 Specifications							刀片螺丝 Insert Screw 	扳手 Spanner
		最小加工径	Φd	f	L	l ₁	h	a°		
S16N-SVUBR/L11	VB..1103..	Φ22	16	11.5	160	27	15	10°	SC250744	T8
S20Q-SVUBR/L11		Φ27	20	14	180	34	18	8°		
S20Q-SVUBR/L16	VB..1604..	Φ31	20	19	180	34	18	8°	SC350960	T15
S25R-SVUBR/L16		Φ35	25	20	200	43	23	6°		
S32S-SVUBR/L16		Φ42	32	22.5	250	54	30	8°		
S40T-SVUBR/L16		Φ51	40	27	300	68	37	8°		
S50U-SVUBR/L16		Φ60	50	32	350	85	47	4°		
S12M-SVUCR/L08	VC..0802..	Φ16	12	11	150	20	11	8°	SC220556	T6
S16N-SVUCR/L11	VC..1103..	Φ22	16	11.5	160	27	15	10°	SC250744	T8
S20Q-SVUCR/L11		Φ27	20	14	180	34	18	8°		
S25R-SVUCR/L11		Φ32	25	17	200	43	23	4°		
S20Q-SVUCR/L16	VC..1604..	Φ31	20	19	180	34	18	8°	SC350960	T15
S25R-SVUCR/L16		Φ35	25	20	200	43	23	6°		
S32S-SVUCR/L16		Φ42	32	22.5	250	54	30	8°		
S40T-SVUCR/L16		Φ51	40	27	300	68	37	6°		
S50U-SVUCR/L16		Φ60	50	32	350	85	47	4°		



SVZ-R/L



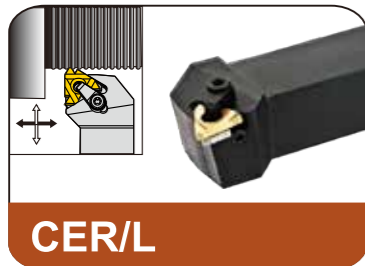

径向切削时，切削量应小于等于刀尖角半径 When radial cutting, the cutting amount should not be too large

型号 Cat.No	刀片 Insert 	尺寸 Specifications							刀片螺丝 Insert Screw 	扳手 Spanner
		最小加工径	Φd	f	L	l ₁	h	a°		
S16N-SVZBR/L11	VB..1103..	Φ22	16	11.5	160	27	15	10°	SC250744	T8
S20Q-SVZBR/L11		Φ27	20	14	180	34	18	8°		
S25R-SVZBR/L16	VB..1604..	Φ34	25	19.5	200	43	23	8°	SC350960	T15
S32S-SVZBR/L16		Φ42	32	23.5	250	54	30	8°		
S40T-SVZBR/L16		Φ50	40	27	300	68	37	8°		
S50U-SVZBR/L16		Φ60	50	31.5	350	85	47	4°		
S16N-SVZCR/L11	VC..1103..	Φ22	16	11.5	160	27	15	10°	SC250744	T8
S20Q-SVZCR/L11		Φ27	20	14	180	34	18	8°		
S25R-SVZCR/L16	VC..1604..	Φ34	25	19.5	200	43	23	6°	SC350960	T15
S32S-SVZCR/L16		Φ42	32	23.5	250	54	30	8°		
S40T-SVZCR/L16		Φ50	40	27	300	68	37	8°		
S50U-SVZCR/L16		Φ60	50	31.5	350	85	47	4°		

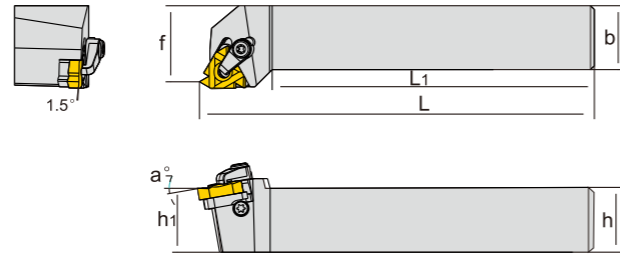


YAPO 螺纹车刀 Threading Turning Holder

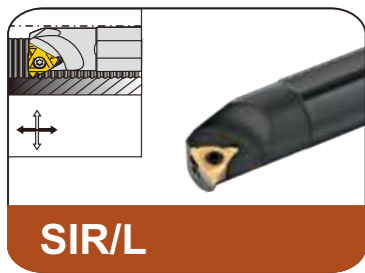
YAPO 螺纹车刀



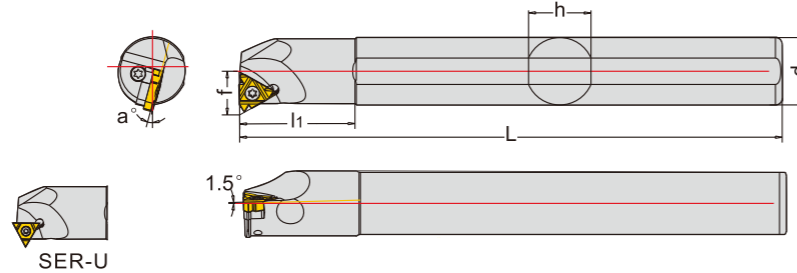
CER/L



型号 Cat.No	刀片 Insert	尺寸 Specifications						刀垫 Insert Shim	压板螺丝 Clamp Screw	压板 Clamp	侧螺丝 Side Screw	扳手 Spanner	
		h	b	h ₁	f	L	L ₁						
CER/L	1616H16	16ER/L..	16	16	16	20	100	80	SA3007	CY16	CL0515	T15	
	2020K16		20	20	20	25	125	100					
	2525M16		25	25	25	32	150	120					
	3232P16		32	32	32	40	170	135					
	2525M22	22ER/L..	25	25	25	32	150	120		YE22(R) YI22(L)	CY22	CL0515	T15
	3232P22		32	32	32	40	170	135					
	2525M27	27ER/L..	25	25	25	32	150	120		YE27(R) YI27(L)	CY27	CL0622	T15
	3232P27		32	32	32	40	170	135					

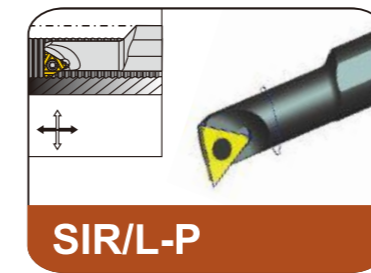


SIR/L

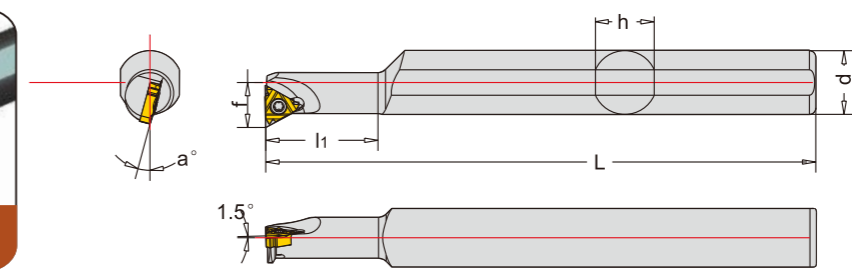


型号 Cat.No	刀片 Insert	尺寸 Specifications							刀垫 Insert Shim	侧螺丝 Side Screw	压板螺丝 Clamp Screw	扳手 Spanner			
		最小加工径	Φd	f	L	L ₁	h								
0005K06-A12	06IR/L..	Φ6	12	4.3	125	13.5	11								
0006K06-A12		Φ7.5	12	4.8	125	16	11								
0007K08	08IR/L..	Φ10	8	5.3	125	12	7				T6				
0007K08-A16		Φ10	16	5.3	125	18.5	15								
0008K08		Φ11	8	6.6	125	14	7								
0008K08-A16		Φ15	16	5.8	125	21	15								
0008K11	11IR/L..	Φ11	8	5.7	125	14	7				T8				
0010K11		Φ12	10	7.4	125	17	9								
0010K11-A16		Φ12	16	7.4	125	26	15								
0012K11		Φ15	12	8.4	125	25	15								
0012K11-A16	16IR/L..	Φ15	16	8.4	125	31	15				T15				
0013M16		Φ16	16	10.2	150	22	15								
0013M16-A16		Φ16	16	10	150	33.5	15								
0016M16		Φ19	16	11.7	150	27	15								
0020Q16		YI16(R) YE16(L)	Φ24	20	13.7	180	34					18	SC350960		SA3007
0020Q16-W			Φ24	20	13.7	180	34					18			
0025R16		YI16(R) YE16(L)	Φ29	25	16.2	200	43					23	SC351260		SA3007
0025R16-W			Φ29	25	16.2	200	43					23			
0032S16		YI16(R) YE16(L)	Φ36	32	19.7	250	54					30			SA3007
0040T16			Φ44	40	23.7	300	68					37			
0050U16	Φ54		50	28.7	350	85	47								

SIR/L	0020Q22	22IR/L..	Φ24	20	15.6	180	34	18	YI22(R) YE22(L)	SC400960	SA3007	T15
	0025R22		Φ29	25	18.1	200	43	23		SC401560		
	0032S22		Φ38	32	21.6	250	54	30		SC401560		
SIR/L	0040T22	22IR/L..	Φ46	40	25.6	300	68	37	YI22(R) YE22(L)	SC401560	SA3007	T15
	0050U22		Φ56	50	30.6	350	85	47				
	0032S27	27IR/L..	Φ40	32	22.6	250	54	30	YI27(R) YE27(L)	SC501860		T20,T15
	0040T27		Φ48	40	26.6	300	68	37				
	0050U27		Φ58	50	31.6	350	85	47				
	0032S22U	22UIR/L..	Φ38	32	24.4	250	54	30	YI22U(R) YE22U(L)	SC401560		T15
	0040T22U		Φ46	40	28.1	300	68	37				
	0032S27U	27UIR/L..	Φ40	32	22.6	250	54	30	YI27U(R) YE27U(L)	SC501860		T20,T15
	0040T27U		Φ48	40	26.6	300	68	37				
	0050U27U		Φ58	50	31.6	350	85	47				




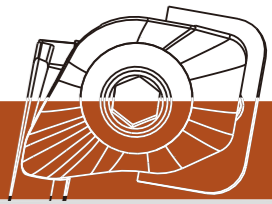
SIR/L-P



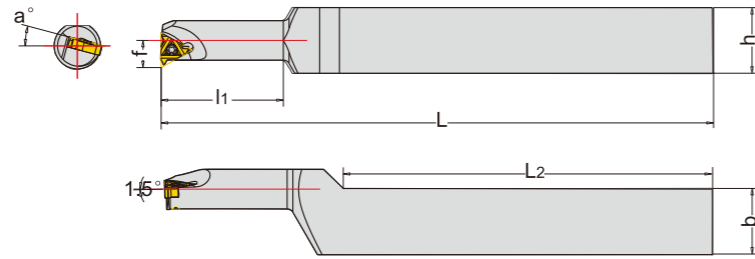
型号 Cat.No	刀片 Insert	尺寸 Specifications						刀垫 Insert Shim	压板螺丝 Forcing Screw	侧螺丝 Side Screw	扳手 Spanner
		最小加工径	Φd	f	L	L ₁	h				
0007K08-12P	08IR/L..	Φ10	12	7.7	125	18.5	11				T6
0008K08-12P		Φ10	12	8.4	125	21	11				
0008K11-12P	11IR/L..	Φ11	12	8.6	125	21	11				T8
0008K11-16P		Φ11	16	10.6	125	21	15				
0010K11-12P		Φ12	12	7.4	125	26	11				
0010K11-16P		Φ12	16	11.7	125	26	15				
0012M11-16P		Φ15	16	11.7	150	31	15				

C 重刀刀具

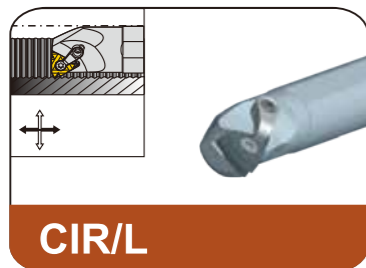
C 重刀刀具



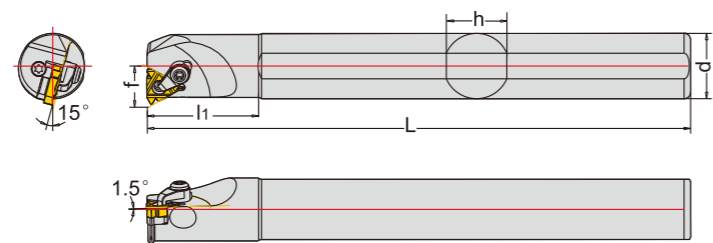
SIR/L-S



型号 Cat.No	刀片 Insert	尺寸 Specifications								压紧螺丝 Forcing Screw	扳手 Spanner			
		最小加工径	Φd	b	f	L	l1	h	a°					
SIR/L	081RA60	0007M08-S20	Φ10	7	20	5.3	150	22	20	15°	SC220656	T6		
		0008M08-S20	Φ11	8	20	5.8	150	25	20	15°				
		0010M11-S20	Φ12	10	20	7.4	150	31	20	15°				
	111RA60	0012P11-S20	Φ15	12	20	8.4	170	37	20	15°			SC250744	T8
		0013P16-S20	Φ16	13	20	10.2	170	40	20	15°				
	161RAG60	0016Q16-S20	Φ19	16	20	11.7	180	49	20	15°			SC350960	T15
		0007M08-S25	Φ10	7	25	5.3	150	22	25	15°				
	081RA60	0008M08-S25	Φ11	8	25	5.8	150	25	25	15°			SC220656	T6
		0010M11-S25	Φ12	10	25	7.4	150	31	25	15°				
	111RA60	0012M11-S25	Φ15	12	25	8.4	150	37	25	15°			SC250744	T8
		0016Q16-S25	Φ19	16	25	11.7	180	49	25	15°				
	161RAG60	0020R16-S25	Φ24	20	25	13.7	200	61	25	15°			SC350960	T15
0020R22-S25		Φ24	20	25	15.6	200	61	25	15°					
221RN60	Φ24	20	25	15.6	200	61	25	15°	SC401560					



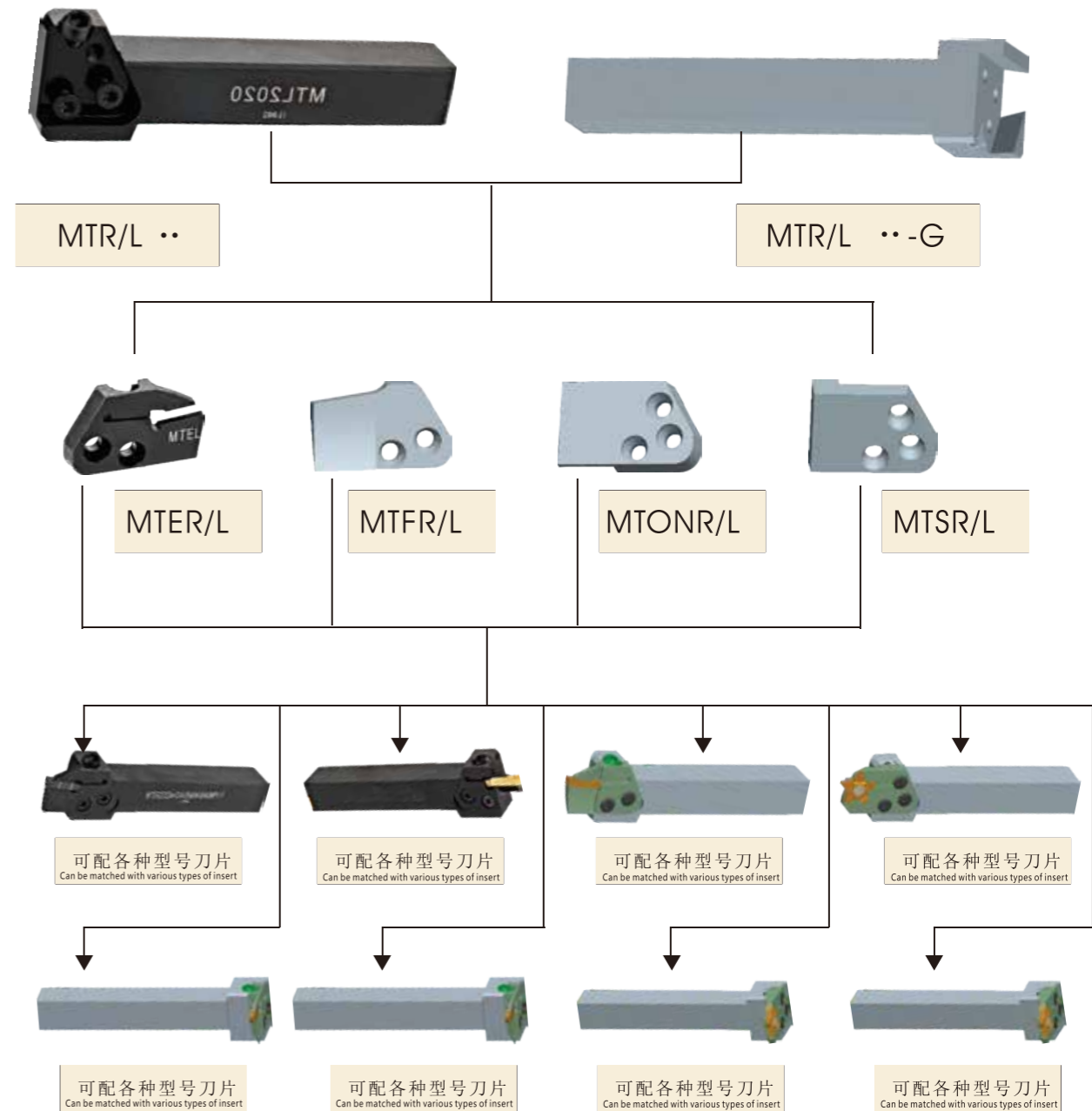
CIR/L



型号 Cat.No	刀片 Insert	尺寸 Specifications								刀垫 Insert Shim	压板 Clamp	压板螺丝 Clamp Screw	侧螺丝 Side Screw	扳手 Spanner
		最小加工径	Φd	f	L	l1	h	a°						
CIR/L	161R/L..	0020Q16	Φ25	20	13.7	180	34	18	21°	YE16(R) Y116(L)	CY16	CL0518	SA3007	T15
		0025R16	Φ32	25	16.2	200	43	23	21°					
		0032S16	Φ40	32	19.7	250	54	30	15°					
		0040T16	Φ50	40	23.7	300	68	37	15°					
		0050U16	Φ60	50	28.7	350	85	47	15°					
		0020Q22	Φ25	20	15.6	180	34	18	15°					
	221R/L..	0025R22	Φ32	25	18.1	200	43	23	21°	YE22(R) Y122(L)	CY22	CL0520		
		0032S22	Φ40	32	21.6	250	54	30	15°					
		0040T22	Φ50	40	25.6	300	68	37	15°					
	271R/L..	0050U22	Φ60	50	30.6	350	85	47	15°	YE27(R) Y127(L)	CY27	CL0622		
		0032S27	Φ40	32	22.6	250	54	30	21°					
		0040T27	Φ50	40	26.6	300	68	37	15°					
0050U27	Φ60	50	31.6	350	85	47	15°							


模块式槽刀组合图

Modular groove tool combination diagram



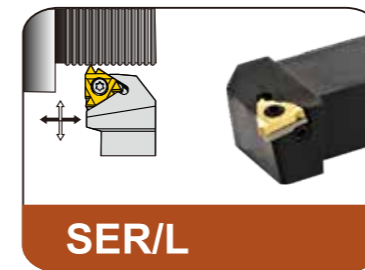
重刀刀具

重刀刀具




螺紋車刀 & 槽刀

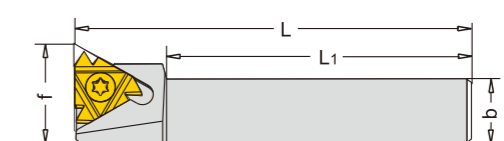
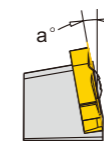

Threading Turning Holder & Grooving Holder



- SER
- SER-U
- SER-V

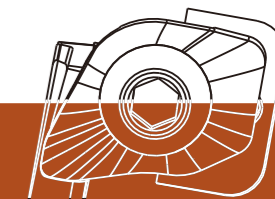


型号 Cat.No	刀片 Insert	尺寸 Specifications						刀垫 Insert Shim	压紧螺丝 Forcing Screw	侧螺丝 Side Screw	扳手 Spanner	
		h	b	h ₁	f	L	L ₁					
SER/L	1010H11	11ER/L..	10	10	10	12	100	80		SC250744		T8
	1212H16		12	12	12	16	100	80		SC350756		T15
	1616H16		16	16	16	20	100	80				
	2020K16	16ER/L..	20	20	20	25	125	100	YE16(R) YI16(L)	SC351260		T15
	2525M16		25	25	25	32	150	120				
	3232P16		32	32	32	40	170	135				
	2020K22		20	20	20	25	125	100				
	2525M22	22ER/L..	25	25	25	32	150	120	YE22(R) YI22(L)	SC401460		T15
	3232P22		32	32	32	40	170	135				
	2020K27		20	20	20	25	125	100				
	2020M27	27ER/L..	20	20	20	25	150	120	YE27(R) YI27(L)	SC501660	SA3007	T20
	2525M27		25	25	25	32	150	120				
	3232P27		32	32	32	40	170	135				
	2525M22U	22UER/L..	25	25	25	25	150	120	YE22U(R) YI22U(L)	SC401460		T15
	3232P22U		32	32	32	32	170	135				
	2525M27U	27UER/L..	25	25	25	25	150	120	YE27U(R) YI27U(L)	SC501660		T20
	3232P27U		32	32	32	32	170	135				
	2020K16V	16VER..	20	20	20	25	125	100				
	2525M16V		25	25	25	32	150	120		SC350956		T15
	3232P16V		32	32	32	40	170	135				
2020K22V		20	20	20	25	125	100					
2525M22V	22VER..	25	25	25	32	150	120		SC400956		T15	
3232P22V		32	32	32	40	170	135					

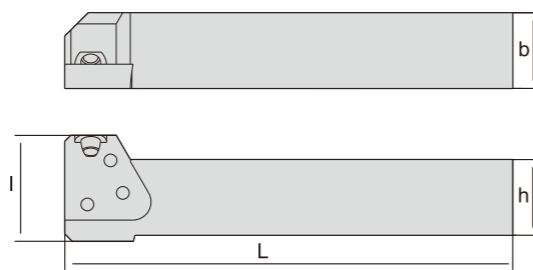


型号 Cat.No	刀片 Insert	尺寸 Specifications						刀垫 Insert Shim	压紧螺丝 Forcing Screw	侧螺丝 Side Screw	扳手 Spanner	
		h	b	h ₁	f	L	L ₁					
SER/L	1212H16G	16ER/L..	12	12	12	18.3	100	80	YE16(R) YI16(L)	SC350760	SA300	T15
	1414H16G		14	14	14	20.3	100	80		SC351260		
	1616H16G		16	16	16	21.7	100	80				
	2020K16G		20	20	20	26.2	125	100				

C 車刀刀具



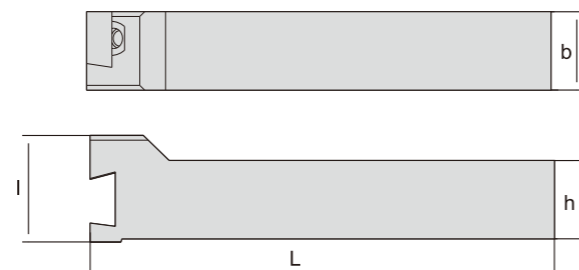
MTR/L



型号 Cat.No	基本尺寸 Specifications				螺钉 Screw
	H	B	I	L	
MTR2020	20	20	33	125	M6x16
MTR2525	25	25	35	130	M6x16
MTR3232	32	32	33	145	M6x16



MTR/L...-G

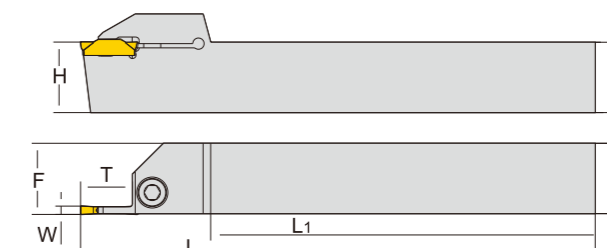


型号 Cat.No	基本尺寸 Specifications				螺钉 Screw
	H	B	I	L	
MTR2020-G	20	20	33	145	M6x16
MTR2525-G	25	25	34	130	M6x16
MTR3232-G	32	32	40	145	M6x16



QE-DR/L

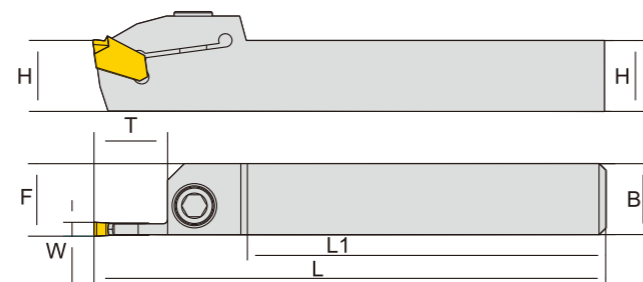
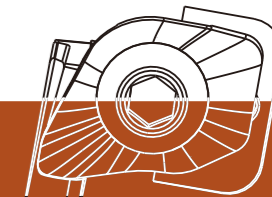
轴向切削时，切削量不宜过大
When cutting axially, the cutting amount should be less than or equal to the insert corner radius



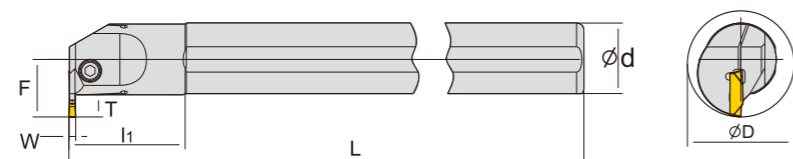
型号 Cat.No	基本尺寸 Specifications							适用刀片 Insert	螺钉 Screw	扳手 Spanner
	HXB	L	L1	F	W	最大切深 T				
QEED	1616R/L10	16X16	125	100	16.3	2.5	10	Z*ED *****	M5*16	L4
	1616R/L17	16X16	125	100	16.3	2.5	17			
	2020R/L10	20X20	125	100	20.3	2.5	10		M6*20	
	2020R/L17	20X20	125	100	20.3	2.5	17			
	2525R/L10	25X25	150	120	25.3	2.5	10			
2525R/L17	25X25	150	120	25.3	2.5	17	M6*25	L5		
QEFD	1616R/L10	16X16	125	100	16.3	3	10	Z*FD *****	M5*16	L4
	1616R/L17	16X16	125	100	16.3	3	17			
	2020R/L10	20X20	125	100	20.3	3	10		M6*20	
	2020R/L17	20X20	125	100	20.3	3	17			
	2525R/L10	25X25	150	120	25.3	3	10			M6*25
2525R/L17	25X25	150	120	25.3	3	17				
QEGD	2020R/L13	20X20	125	100	20.5	4	13	Z*GD *****	M6*20	L5
	2020R/L22	20X20	125	100	20.5	4	22			
	2525R/L13	25X25	150	120	25.5	4	13			
	2525R/L22	25X25	150	120	25.5	4	22			
	3232R/L13	32X32	170	135	32.5	4	13		M6*25	
3232R/L22	32X32	170	135	32.5	4	22				
QEHD	2525R/L13	25X25	150	120	25.5	5	13	Z*HD *****	M6*25	L5
	2525R/L22	25X25	150	120	25.5	5	22			
	3232R/L13	32X32	170	135	32.5	5	13			
QEKD	3232R/L22	32X32	170	135	32.5	5	22	Z*KD *****	M6*25	L5
	2525R/L13	25X25	150	120	25.6	6	13			
	2525R/L22	25X25	150	120	25.6	6	22			
	3232R/L13	32X32	170	135	32.6	6	13			
3232R/L22	32X32	170	135	32.6	6	22				

C 重刀刀具

C 重刀刀具

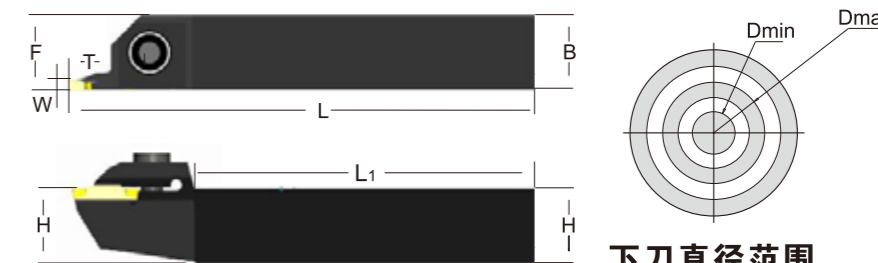


型号 Cat.No	基本尺寸 Specifications							适用刀片 Insert	螺钉 Screw	扳手 Spanner
	HXB	L	L1	F	W	最大切深T				
QZQ	1616R/L03	16X16	100	80	16.4	3	16	ZQMX3N11-1E	M5*16	L4
	2020R/L03	20X20	125	100	20.4	3	20			
	2525R/L03	25X25	150	120	25.4	3	20			
	1616R/L04	16X16	100	80	16.4	4	16	ZQMX4N11-1E	M5*16	L4
	2020R/L04	20X20	125	100	20.4	4	20			
	2525R/L04	25X25	150	120	25.4	4	20			
3225R/L04	32X25	170	135	25.4	4	25				



轴向切削时，切削量不宜过大 When cutting axially, the cutting amount should be less than or equal to the insert corner radius

型号 Cat.No	基本尺寸 Specifications								适用刀片 Insert	螺钉 Screw	扳手 Spanner
	Φd	L	L1	F	W	最大切深T Max Cut depth	最小加工径ΦD Min.ProcessΦD				
C20Q-QEDR/L05-27	20	180	40	15.2	2.5	5	Ø 27	ZTED ***** ZRED *****	M5*12 M5*16	L4	
C25R-QEDR/L07-33	25	200	45	20.3	2.5	7	Ø 33				
C32S-QEDR/L09-42	32	250	58	25.3	2.5	9	Ø 42	ZTFD ***** ZRFD *****	M5*12 M5*16	L4	
C20Q-QFDR/L05-27	20	180	40	15.2	3	5	Ø 27				
C25R-QFDR/L07-33	25	200	45	20.3	3	7	Ø 33	ZTGD ***** ZRGD *****	M5*16	L4	
C32S-QFDR/L09-42	32	250	58	25.3	3	9	Ø 42				
C25R-QGDR/L08-35	25	200	45	21.5	4	8	Ø 35	ZTHD ***** ZRHD *****	M6*20	L5	
C32S-QGDR/L11-44	32	250	58	27.5	4	11	Ø 44				
C40T-QGDR/L13-54	40	300	72	33.5	4	13	Ø 54	ZTKD ***** ZRKD *****	M6*20	L5	
C25R-QHDR/L08-35	25	200	45	21.5	5	8	Ø 35				
C32S-QHDR/L11-44	32	250	58	27.5	5	11	Ø 44				
C40T-QHDR/L13-54	40	300	72	33.5	5	13	Ø 54				
C25R-QKDR/L08-35	25	200	45	21.5	6	8	Ø 35				
C32S-QKDR/L11-44	32	250	58	27.5	6	11	Ø 44				
C40T-QKDR/L13-54	40	300	72	33.5	6	13	Ø 54				



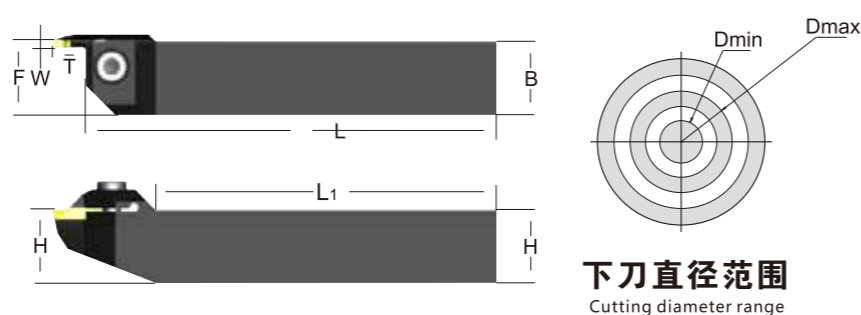
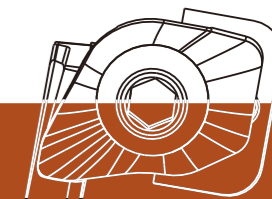
径向切削时，切削量不宜过大 When radial cutting, the cutting amount should not be too large

下刀直径范围
Cutting diameter range

型号 Cat.No	基本尺寸 Specifications								适用刀片 Insert	螺钉 Screw	扳手 Spanner
	HXB	L	L1	F	W	最大切深T	ΦD(min-max)				
QFFD	2525RR10-48H	25X25	150	120	26	3	10	48-66	ZTFD0303-MG	M6*25	L5
	2525RR17-48H	25X25	150	120	26	3	17	48-66			
	2525RR10-60H	25X25	150	120	26	3	10	60-80			
	2525RR17-60H	25X25	150	120	26	3	17	60-80			
	2525RR10-74H	25X25	150	120	26	3	10	74-110			
	2525RR17-74H	25X25	150	120	26	3	17	74-110			
	2525RR10-100H	25X25	150	120	26	3	10	100-150			
2525RR17-100H	25X25	150	120	26	3	17	100-150	ZTGD0404-MG	M6*25	L5	
2525RR13-52H	25X25	150	120	26	4	13	52-72				
2525RR22-52H	25X25	150	120	26	4	22	52-72				
2525RR13-64H	25X25	150	120	26	4	13	64-100				
2525RR22-64H	25X25	150	120	26	4	22	64-100				
2525RR13-90H	25X25	150	120	26	4	13	90-140				
2525RR22-90H	25X25	150	120	26	4	22	90-140				
2525RR13-130H	25X25	150	120	26	4	13	130-230	ZTHD0504-MG	M6*25	L5	
2525RR22-130H	25X25	150	120	26	4	22	130-230				
2525RR13-58H	25X25	150	120	26	5	13	58-96				
2525RR22-58H	25X25	150	120	26	5	22	58-96				
2525RR13-86H	25X25	150	120	26	5	13	86-140				
2525RR22-86H	25X25	150	120	26	5	22	86-140				
2525RR13-130H	25X25	150	120	26	5	13	130-200				
2525RR22-130H	25X25	150	120	26	5	22	130-200	ZTKD0608-MG	M6*25	L5	
2525RR13-185H	25X25	150	120	26	5	13	185-400				
2525RR22-185H	25X25	150	120	26	5	22	185-400				
2525RR13-60H	25X25	150	120	26	6	13	60-100				
2525RR22-60H	25X25	150	120	26	6	22	60-100				
2525RR13-88H	25X25	150	120	26	6	13	88-180				
2525RR22-88H	25X25	150	120	26	6	22	88-180				
2525RR13-160H	25X25	150	120	26	6	13	160-400				
2525RR22-160H	25X25	150	120	26	6	22	160-400				

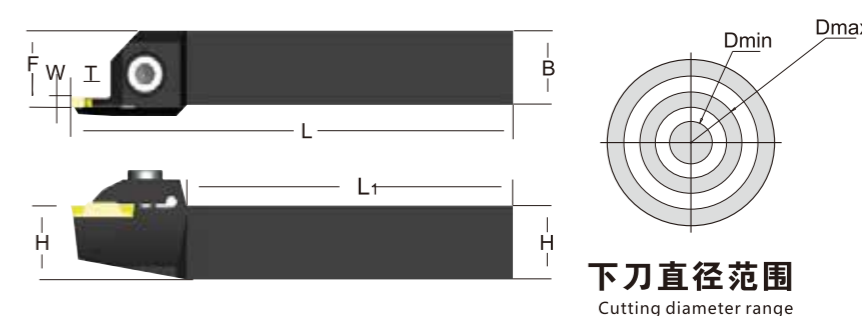
C 重刀刀具

C 重刀刀具



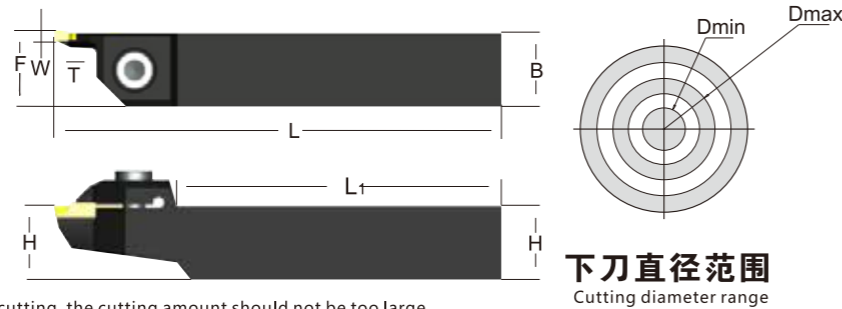
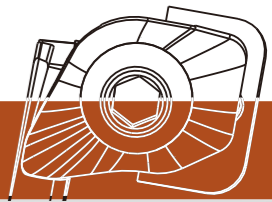
径向切削时，切削量不宜过大 When radial cutting, the cutting amount should not be too large

型号 Cat.No	基本尺寸 Specifications								适用刀片 Insert	螺钉 Screw	扳手 Spanner
	HXB	L	L ₁	F	W	最大切深 T	ΦD (min-max)				
QFFD	2525RL10-48H	25X25	150	120	26	3	10	48-66	ZTFD0303-MG	M6*25	L5
	2525RL17-48H	25X25	150	120	26	3	17	48-66			
	2525RL10-60H	25X25	150	120	26	3	10	60-80			
	2525RL17-60H	25X25	150	120	26	3	17	60-80			
	2525RL10-74H	25X25	150	120	26	3	10	74-110			
	2525RL17-74H	25X25	150	120	26	3	17	74-110			
	2525RL10-100H	25X25	150	120	26	3	10	100-150			
QFGD	2525RL13-52H	25X25	150	120	26	4	13	52-72	ZTGD0404-MG	M6*25	L5
	2525RL22-52H	25X25	150	120	26	4	22	52-72			
	2525RL13-64H	25X25	150	120	26	4	13	64-100			
	2525RL22-64H	25X25	150	120	26	4	22	64-100			
	2525RL13-90H	25X25	150	120	26	4	13	90-140			
	2525RL22-90H	25X25	150	120	26	4	22	90-140			
	2525RL13-130H	25X25	150	120	26	4	13	130-230			
QFHD	2525RL13-58H	25X25	150	120	26	5	13	58-96	ZTHD0504-MG	M6*25	L5
	2525RL22-58H	25X25	150	120	26	5	22	58-96			
	2525RL13-86H	25X25	150	120	26	5	13	86-140			
	2525RL22-86H	25X25	150	120	26	5	22	86-140			
	2525RL13-130H	25X25	150	120	26	5	13	130-200			
	2525RL22-130H	25X25	150	120	26	5	22	130-200			
	2525RL13-185H	25X25	150	120	26	5	13	185-400			
QFKD	2525RL13-60H	25X25	150	120	26	6	13	60-100	ZTKD0608-MG	M6*25	L5
	2525RL22-60H	25X25	150	120	26	6	22	60-100			
	2525RL13-88H	25X25	150	120	26	6	13	88-180			
	2525RL22-88H	25X25	150	120	26	6	22	88-180			
	2525RL13-160H	25X25	150	120	26	6	13	160-400			



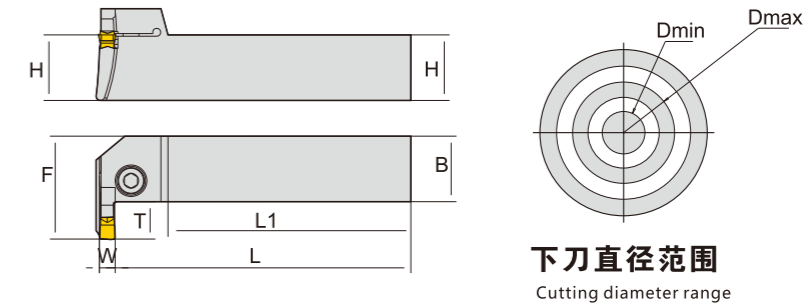
径向切削时，切削量不宜过大 When radial cutting, the cutting amount should not be too large

型号 Cat.No	基本尺寸 Specifications								适用刀片 Insert	螺钉 Screw	扳手 Spanner
	HXB	L	L ₁	F	W	最大切深 T	ΦD (min-max)				
QFFD	2525LR10-48H	25X25	150	120	26	3	10	48-66	ZTFD0303-MG	M6*25	L5
	2525LR17-48H	25X25	150	120	26	3	17	48-66			
	2525LR10-60H	25X25	150	120	26	3	10	60-80			
	2525LR17-60H	25X25	150	120	26	3	17	60-80			
	2525LR10-74H	25X25	150	120	26	3	10	74-110			
	2525LR17-74H	25X25	150	120	26	3	17	74-110			
	2525LR10-100H	25X25	150	120	26	3	10	100-150			
QFGD	2525LR13-52H	25X25	150	120	26	4	13	52-72	ZTGD0404-MG	M6*25	L5
	2525LR22-52H	25X25	150	120	26	4	22	52-72			
	2525LR13-64H	25X25	150	120	26	4	13	64-100			
	2525LR22-64H	25X25	150	120	26	4	22	64-100			
	2525LR13-90H	25X25	150	120	26	4	13	90-140			
	2525LR22-90H	25X25	150	120	26	4	22	90-140			
	2525LR13-130H	25X25	150	120	26	4	13	130-230			
QFHD	2525LR13-58H	25X25	150	120	26	5	13	58-96	ZTHD0504-MG	M6*25	L5
	2525LR22-58H	25X25	150	120	26	5	22	58-96			
	2525LR13-86H	25X25	150	120	26	5	13	86-140			
	2525LR22-86H	25X25	150	120	26	5	22	86-140			
	2525LR13-130H	25X25	150	120	26	5	13	130-200			
	2525LR22-130H	25X25	150	120	26	5	22	130-200			
	2525LR13-185H	25X25	150	120	26	5	13	185-400			
QFKD	2525LR13-60H	25X25	150	120	26	6	13	60-100	ZTKD0608-MG	M6*25	L5
	2525LR22-60H	25X25	150	120	26	6	22	60-100			
	2525LR13-88H	25X25	150	120	26	6	13	88-180			
	2525LR22-88H	25X25	150	120	26	6	22	88-180			
	2525LR13-160H	25X25	150	120	26	6	13	160-400			



径向切削时，切削量不宜过大 When radial cutting, the cutting amount should not be too large

型号 Cat.No	基本尺寸 Specifications								适用刀片 Insert	螺钉 Screw	扳手 Spanner
	HXB	L	L1	F	W	最大切深 T	ΦD (min-max)				
QFFD	2525LL10-48H	25X25	150	120	26	3	10	48-66	ZTFD0303-MG	M6*25	L5
	2525LL17-48H	25X25	150	120	26	3	17	48-66			
	2525LL10-60H	25X25	150	120	26	3	10	60-80			
	2525LL17-60H	25X25	150	120	26	3	17	60-80			
	2525LL10-74H	25X25	150	120	26	3	10	74-110			
	2525LL17-74H	25X25	150	120	26	3	17	74-110			
	2525LL10-100H	25X25	150	120	26	3	10	100-150			
	2525LL17-100H	25X25	150	120	26	3	17	100-150			
QFGD	2525LL13-52H	25X25	150	120	26	4	13	52-72	ZTGD0404-MG	M6*25	L5
	2525LL22-52H	25X25	150	120	26	4	22	52-72			
	2525LL13-64H	25X25	150	120	26	4	13	64-100			
	2525LL22-64H	25X25	150	120	26	4	22	64-100			
	2525LL13-90H	25X25	150	120	26	4	13	90-140			
	2525LL22-90H	25X25	150	120	26	4	22	90-140			
	2525LL13-130H	25X25	150	120	26	4	13	130-230			
	2525LL22-130H	25X25	150	120	26	4	22	130-230			
QFHD	2525LL13-58H	25X25	150	120	26	5	13	58-96	ZTHD0504-MG	M6*25	L5
	2525LL22-58H	25X25	150	120	26	5	22	58-96			
	2525LL13-86H	25X25	150	120	26	5	13	86-140			
	2525LL22-86H	25X25	150	120	26	5	22	86-140			
	2525LL13-130H	25X25	150	120	26	5	13	130-200			
	2525LL22-130H	25X25	150	120	26	5	22	130-200			
	2525LL13-185H	25X25	150	120	26	5	13	185-400			
	2525LL22-185H	25X25	150	120	26	5	22	185-400			
QFKD	2525LL13-60H	25X25	150	120	26	6	13	60-100	ZTKD0608-MG	M6*25	L5
	2525LL22-60H	25X25	150	120	26	6	22	60-100			
	2525LL13-88H	25X25	150	120	26	6	13	88-180			
	2525LL22-88H	25X25	150	120	26	6	22	88-180			
	2525LL13-160H	25X25	150	120	26	6	13	160-400			
2525LL22-160H	25X25	150	120	26	6	22	160-400				

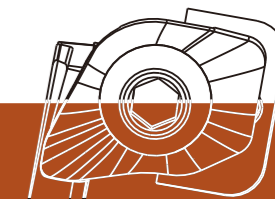


径向切削时，切削量不宜过大 When radial cutting, the cutting amount should not be too large

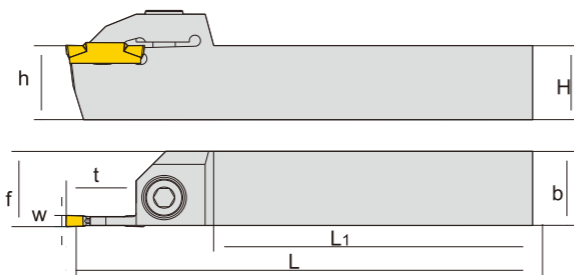
型号 Cat.No	基本尺寸 Specifications								适用刀片 Insert	螺钉 Screw	扳手 Spanner
	HXB	L	L1	F	W	最大切深 T	ΦD (min-max)				
QFFD	2525R/L10-48L	25X25	150	130	26	3	10	48-66	ZTFD0303-MG	M6*25	L5
	2525R/L17-48L	25X25	150	130	26	3	17	48-66			
	2525R/L10-60L	25X25	150	130	26	3	10	60-80			
	2525R/L17-60L	25X25	150	130	26	3	17	60-80			
	2525R/L10-74L	25X25	150	130	26	3	10	74-110			
	2525R/L17-74L	25X25	150	130	26	3	17	74-110			
	2525R/L10-100L	25X25	150	130	26	3	10	100-150			
	2525R/L17-100L	25X25	150	130	26	3	17	100-150			
QFGD	2525R/L13-52L	25X25	150	130	26	4	13	52-72	ZTGD0404-MG	M6*25	L5
	2525R/L22-52L	25X25	150	130	26	4	22	52-72			
	2525R/L13-64L	25X25	150	130	26	4	13	64-100			
	2525R/L22-64L	25X25	150	130	26	4	22	64-100			
	2525R/L13-90L	25X25	150	130	26	4	13	90-140			
	2525R/L22-90L	25X25	150	130	26	4	22	90-140			
	2525R/L13-130L	25X25	150	130	26	4	13	130-230			
	2525R/L22-130L	25X25	150	130	26	4	22	130-230			
QFHD	2525R/L13-58L	25X25	150	130	26	5	13	58-96	ZTHD0504-MG	M6*25	L5
	2525R/L22-58L	25X25	150	130	26	5	22	58-96			
	2525R/L13-86L	25X25	150	130	26	5	13	86-140			
	2525R/L22-86L	25X25	150	130	26	5	22	86-140			
	2525R/L13-130L	25X25	150	130	26	5	13	130-200			
	2525R/L22-130L	25X25	150	130	26	5	22	130-200			
	2525R/L13-185L	25X25	150	130	26	5	13	185-400			
	2525R/L22-185L	25X25	150	130	26	5	22	185-400			
QFKD	2525R/L13-60L	25X25	150	130	26	6	13	60-100	ZTKD0608-MG	M6*25	L5
	2525R/L22-60L	25X25	150	130	26	6	22	60-100			
	2525R/L13-88L	25X25	150	130	26	6	13	88-180			
	2525R/L22-88L	25X25	150	130	26	6	22	88-180			
	2525R/L13-160L	25X25	150	130	26	6	13	160-400			
2525R/L22-160L	25X25	150	130	26	6	22	160-400				

重刀刀具

重刀刀具



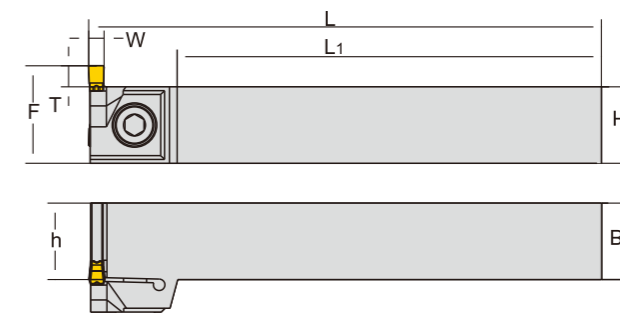
轴向切削时，切削量不宜过大
When cutting axially, the cutting amount should be less than or equal to the insert corner radius



型号 Cat.No	基本尺寸 Specifications						适用刀片 Insert	螺钉 Screw	扳手 Spanner
	H=h	B	F	L	L1	最大切深 T			
1212-1.5	12	12	12.25	100	80	14.5	MGMN150-G	M5*16	L4
1616-1.5	16	16	16.25	100	80	14.5			
2020-1.5	20	20	20.25	125	100	14.5			
2525-1.5	25	25	20.25	150	120	14.5			
1212-2	12	12	14.25	100	80	14.5	MGMN200-G MGMN200-M MGMN200-□□	M5*16	L4
1616-2	16	16	16.25	100	80	14.5			
1616-2-T08	16	16	16.25	100	80	8			
2020-2	20	20	20.25	125	100	14.5			
2020-2-T08	20	20	20.25	125	100	8	MGMN250-G MGMN250-M	M6*16	L5
2525-2	25	25	25.25	150	120	14.5			
2525-2-T08	25	25	25.25	150	120	8			
1212-2.5	12	12	14.3	100	80	16.5			
1616-2.5	16	16	16.3	100	80	16.5	MGMN300-M MGGN300-□□M MRMN300-M MGMR300-□□	M6*20	L5
1616-2.5-T10	16	16	16.3	100	80	10			
2020-2.5	20	20	20.3	125	100	16.5			
2020-2.5-T09	20	20	20.3	125	100	9			
2525-2.5	25	25	25.3	150	120	16.5	MGMN400-M MGGN400-□□M MRMN400-M MGMR400-□□	M6*25	L5
2525-2.5-T09	25	25	25.3	150	120	9			
1616-3	16	16	16.35	100	80	18.5			
1616-3-T10	16	16	16.35	100	80	10			
2020-3	20	20	20.4	125	100	18	MGMN500-M MGGN500-□□M MRMN500-M MGMR500-□□	M6*25	L5
2020-3-T10	20	20	20.4	125	100	10			
2525-3	25	25	25.4	150	120	18			
2525-3-T10	25	25	25.4	150	120	10			
3232-3	32	32	32.4	170	135	18	MGMN600-M MGGN600-□□M MRMN600-M	M6*20	L5
3232-3-T10	32	32	32.4	170	135	10			
2020-4	20	20	20.4	125	100	18			
2020-4-T10	20	20	20.4	125	100	10			
2525-4	25	25	25.4	150	120	18	MRMN800-M	M6*25	L5
2525-4-T10	25	25	25.4	150	120	10			
3232-4	32	32	32.4	170	135	18			
3232-4-T10	32	32	32.4	170	135	10			
2020-5	20	20	20.5	150	120	23	MRGN600-A	M6*25	L5
2020-5-T15	20	20	20.5	150	120	15			
2525-5	25	25	25.5	150	120	23			
2525-5-T15	25	25	25.5	150	120	15			
3232-5	32	32	32.5	170	135	23	MRGN800-A	M6*25	L5
3232-5-T15	32	32	32.5	170	135	15			
2020-6	20	20	20.6	125	100	23			
2020-6-T15	20	20	20.6	125	100	15			
2525-6	25	25	25.6	150	120	23	MRGN800-A	M6*25	L5
2525-6-T15	25	25	25.6	150	120	15			
3232-6	32	32	32.6	170	135	23			
3232-6-T15	32	32	32.6	170	135	15			
2525-8	25	25	26.1	150	120	28	MRGN800-A	M6*25	L5
2525-8-T15	25	25	26.1	150	120	15			
3232-8	32	32	33.1	170	135	28			
3232-8-T15	32	32	33.1	170	135	16			
2525-6A	25	25	25.6	150	120	23	MRGN800-A	M6*25	L5
2525-6A-T15	25	25	25.6	150	120	15			
3232-6A	32	32	32.6	170	135	23			
3232-6A-T15	32	32	32.6	170	135	15			
2525-8A	25	25	26.1	150	120	28	MRGN800-A	M6*25	L5
2525-8A-T15	25	25	26.1	150	120	16			
3232-8A	32	32	33.1	170	135	28			
3232-8A-T15	32	32	33.1	170	135	15			



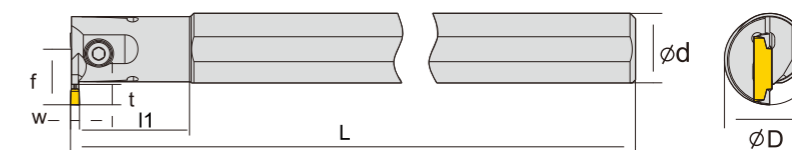
轴向切削时，切削量不宜过大
When cutting axially, the cutting amount should be less than or equal to the insert corner radius



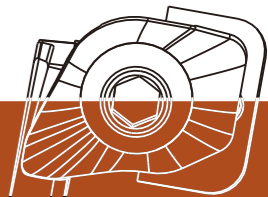
型号 Cat.No	基本尺寸 Specifications						适用刀片 Insert	螺钉 Screw	扳手 Spanner	
	H=h	B	F	L	L1	最大切深 T				
MGEVR/L	1616-2	16	16	20	125	100	3.6	MGMN200-G	M5*16	L4
	1616-3	16	16	21.5	125	100	5	MGMN300-M	M6*16	L5
	2020-2	20	20	24	125	100	3.6	MGMN200-G	M5*16	L4
MGEVR/L	2020-3	20	20	25.5	125	100	5	MGMN300-M	M6*20	L5
	2020-4	20	20	26	125	100	5.5	MGMN400-M		
	2525-2	25	25	28	150	120	3.6	MGMN200-G	M5*16	L4
	2525-3	25	25	29.5	150	120	5	MGMN300-M	M6*20	L5
2525-4	25	25	30	150	120	5.5	MGMN400-M			



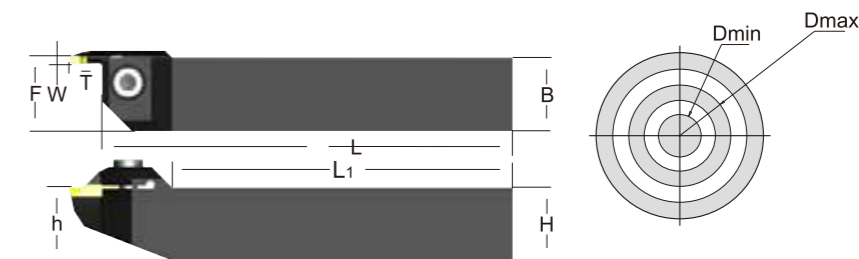
轴向切削时，切削量不宜过大
When cutting axially, the cutting amount should be less than or equal to the insert corner radius



型号 Cat.No	基本尺寸 Specifications						适用刀片 Insert	螺钉 Screw	扳手 Spanner	
	ød	F	L	L1	最大切深 T	最小加工径 ØD				
MGIVR/L	2016-1.5	16	11.3	125	32	4	20	MGMN150-G	M3*10	L2.5
	2520-1.5	20	13.1	150	40	4	25		M5*12	L4
	2925-1.5	25	16.2	200	45	4	29			
	2016-2	16	12.4	125	32	5	20	MGMN200-G MGMN200-M MRMN200-M	M3*10	L2.5
	2520-2	20	14	150	40	5	25		M5*12	L4
	2925-2	25	17.2	200	45	5	29			
	2016-2.5	16	12.5	125	32	6	20	MGMN250-G MGMN250-M	M3*10	L2.5
	2520-2.5	20	15.1	150	40	6	25		M5*12	L4
	2925-2.5	25	18.2	200	45	6	29			



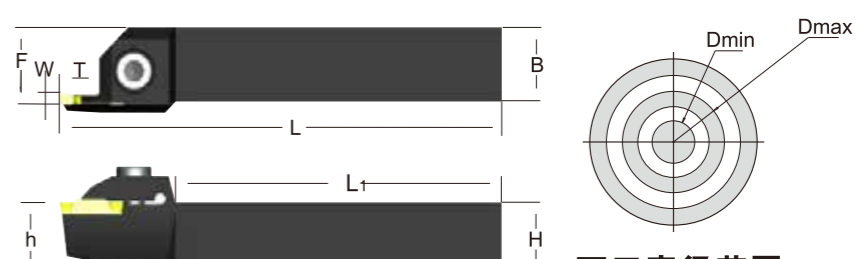
型号 Cat.No	基本尺寸 Specifications							适用刀片 Insert	螺钉 Screw	扳手 Spanner
	ød	F	L	L1	最大切深 T	最小加工径 ØD				
MGIVR/L	2016-3	16	13	125	32	6	20	MGMN300-M/G MGGN300-□□M MRMN300-M	M5*16	L4
	2520-3	20	15.6	150	40	6	25			
	3125-3	25	18.9	200	45	6	31			
	3732-3	32	21.5	250	58	6	37			
	2520-4	20	15.6	150	40	6	25			
	3125-4	25	18.9	200	45	6	31	MGMN400-M/G MGGN400-□□M MRMN400-M	M6*20	L5
	3732-4	32	21.5	250	58	6	37			
	3125-5	25	19.4	200	45	8	31			
	3732-5	32	21.5	250	58	8	37			
	5240-5	40	30	300	72	8	52			
MGIVR/L	6250-5	50	35	350	90	8	62	MGMN500-M/G MGGN500-□□M MRMN500-M	M6*20	L5
	3125-6	25	19.4	200	45	8	31			
	3732-6	32	21.5	250	58	8	37	MRMN800-M MGMN800-M	M6*20	L5
	3732-8	32	23.4	250	58	10	37			
	4540-8	40	27.2	300	72	10	45			
	3125-6A	25	19.4	200	45	8	31			
MGIVR/L	3732-6A	32	21.5	250	58	8	37	MRGN600-A	M6*20	L5
	3732-8A	32	23.4	250	58	10	37			
	4540-8A	40	27.2	300	72	10	45	MRGN800-A	M6*20	L5



下刀直径范围
Cutting diameter range

径向切削时，切削量不宜过大 When radial cutting, the cutting amount should not be too large

型号 Cat.No	基本尺寸 Specifications								适用刀片 Insert	螺钉 Screw	扳手 Spanner								
	H=h	B	F	L	L1	最大切深 T	ΦD (min-max)												
MGFHR L	320-24/35-T10	20	20	20.6	125	100	10	24-35	MFMN300	M6*20	L5								
	320-29/40-T10	20	20	20.6	125	100	10	29-40											
MGFHR L	320-34/50-T10	20	20	20.6	125	100	10	34-50	MFMN300	M6*20	L5								
	320-44/70-T10	20	20	20.6	125	100	10	44-70											
	320-64/99-T10	20	20	20.6	125	100	10	64-99											
	MGFHR L	420-112/200-T15	20	20	20.6	125	100	15	112-200			MGMN400-M	M6*20	L5					
		420-62/120-T15	20	20	20.6	125	100	15	62-120										
	MGFHR L	325-24/35-T10	25	25	25.6	150	120	10	24-35			MFMN300			M6*20	L5			
		325-29/40-T10	25	25	25.6	150	120	10	29-40										
		325-34/50-T10	25	25	25.6	150	120	10	34-50										
		325-44/70-T10	25	25	25.6	150	120	10	44-70										
		MGFHR L	325-64/99-T10	25	25	25.6	150	120	10			64-99					MGMN400-M	M6*20	L5
			425-62/120-T15	25	25	25.6	150	120	15			62-120							
			425-112/200-T15	25	25	25.6	150	120	15			112-200							
425-112/200-T15			25	25	25.6	150	120	15	112-200										



下刀直径范围
Cutting diameter range

径向切削时，切削量不宜过大 When radial cutting, the cutting amount should not be too large

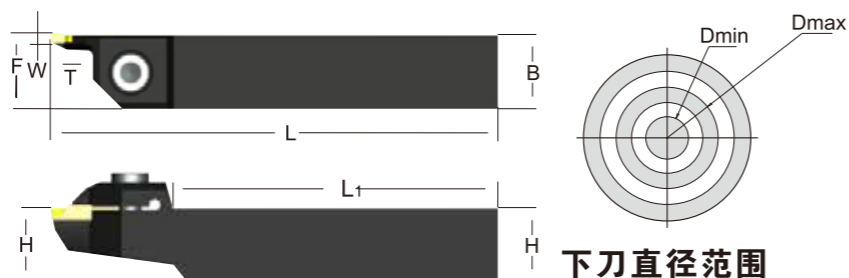
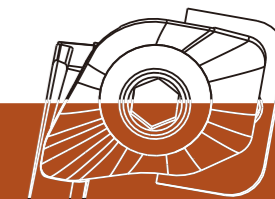
型号 Cat.No	基本尺寸 Specifications								适用刀片 Insert	螺钉 Screw	扳手 Spanner								
	H=h	B	F	L	L1	最大切深 T	ΦD (min-max)												
MGFHR L	320-24/35-T10	20	20	20.6	125	100	10	24-35	MFMN300	M6*20	L5								
	320-29/40-T10	20	20	20.6	125	100	10	29-40											
MGFHR L	320-34/50-T10	20	20	20.6	125	100	10	34-50	MFMN300	M6*20	L5								
	320-44/70-T10	20	20	20.6	125	100	10	44-70											
	320-64/99-T10	20	20	20.6	125	100	10	64-99											
	MGFHR L	420-112/200-T15	20	20	20.6	125	100	15	112-200			MGMN400-M	M6*20	L5					
		420-62/120-T15	20	20	20.6	125	100	15	62-120										
	MGFHR L	325-24/35-T10	25	25	25.6	150	120	10	24-35			MFMN300			M6*20	L5			
		325-29/40-T10	25	25	25.6	150	120	10	29-40										
		325-34/50-T10	25	25	25.6	150	120	10	34-50										
		325-44/70-T10	25	25	25.6	150	120	10	44-70										
		MGFHR L	325-64/99-T10	25	25	25.6	150	120	10			64-99					MGMN400-M	M6*20	L5
			425-62/120-T15	25	25	25.6	150	120	15			62-120							
			425-112/200-T15	25	25	25.6	150	120	15			112-200							
425-112/200-T15			25	25	25.6	150	120	15	112-200										



下刀直径范围
Cutting diameter range

径向切削时，切削量不宜过大 When radial cutting, the cutting amount should not be too large

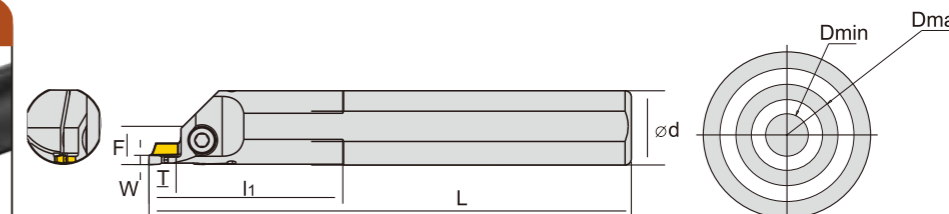
型号 Cat.No	基本尺寸 Specifications							适用刀片 Insert	螺钉 Screw	扳手 Spanner			
	H=h	B	F	L	L1	最大切深 T	ΦD (min-max)						
MGFHR R	320-24/35-T10	20	20	20.6	125	100	10	24-35	MFMN300	M6*16			
	320-29/40-T10	20	20	20.6	125	100	10	29-40					
	320-34/50-T10	20	20	20.6	125	100	10	34-50					
	320-44/70-T10	20	20	20.6	125	100	10	44-70					
	320-64/99-T10	20	20	20.6	125	100	10	64-99					
	MGFHR R	420-112/200-T15	20	20	20.6	125	100	15	112-200	MGMN400-M	M6*20		
		420-62/120-T15	20	20	20.6	125	100	15	62-120				
	MGFHR R	325-24/35-T10	25	25	25.6	150	120	10	24-35	MFMN300	M6*16		
		325-29/40-T10	25	25	25.6	150	120	10	29-40				
		325-34/50-T10	25	25	25.6	150	120	10	34-50				
		325-44/70-T10	25	25	25.6	150	120	10	44-70				
		MGFHR R	325-64/99-T10	25	25	25.6	150	120	10	64-99		MGMN400-M	M6*20
			425-62/120-T15	25	25	25.6	150	120	15	62-120			
			425-112/200-T15	25	25	25.6	150	120	15	112-200			
			425-112/200-T15	25	25	25.6	150	120	15	112-200			



下刀直径范围
Cutting diameter range

径向切削时，切削量不宜过大 When radial cutting, the cutting amount should not be too large

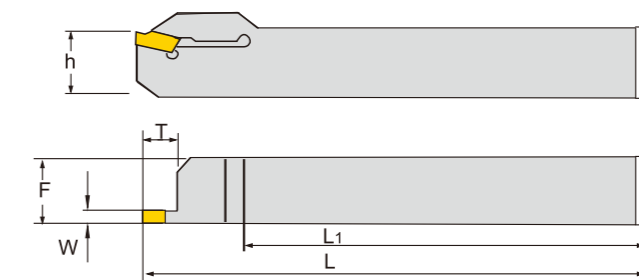
型号 Cat.No	基本尺寸 Specifications							适用刀片 Insert	螺钉 Screw	扳手 Spanner	
	H=h	B	F	L	L1	最大切深 T	ΦD (min-max)				
MGFHLL	320-24/35-T10	20	20	20.6	125	100	10	24-35	MFMN300	M6*16	L5
	320-29/40-T10	20	20	20.6	125	100	10	29-40			
	320-34/50-T10	20	20	20.6	125	100	10	34-50			
	320-44/70-T10	20	20	20.6	125	100	10	44-70			
	320-64/99-T10	20	20	20.6	125	100	10	64-99			
	420-112/200-T15	20	20	20.6	125	100	15	112-200	MGMN400-M	M6*20	
	420-62/120-T15	20	20	20.6	125	100	15	62-120	MFMN300	M6*16	
	325-24/35-T10	25	25	25.6	150	120	10	24-35			
	325-29/40-T10	25	25	25.6	150	120	10	29-40			
	325-34/50-T10	25	25	25.6	150	120	10	34-50			
	325-44/70-T10	25	25	25.6	150	120	10	44-70			
	325-64/99-T10	25	25	25.6	150	120	10	64-99			
425-62/120-T15	25	25	25.6	150	120	15	62-120	MGMN400-M	M6*20		
425-112/200-T15	25	25	25.6	150	120	15	112-200				



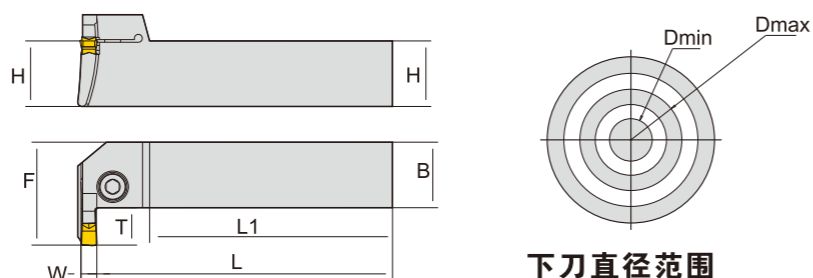
下刀直径范围
Cutting diameter range

径向切削时，切削量不宜过大 When radial cutting, the cutting amount should not be too large

型号 Cat.No	基本尺寸 Specifications					适用刀片 Insert	螺钉 Screw	扳手 Spanner	
	d	F	L	最大切深 T	ΦD (min-max)				
MGFIR/L	320-2435-T10	20	9.37	180	10	24-35	MFMN300	M5*12	L4
	320-2940-T10	20	9.37	180	10	29-40			
	320-3450-T10	20	9.37	180	10	34-50			
	325-2435-T10	25	12.37	200	10	24-35			
	325-2940-T10	25	12.37	200	10	29-40			
	325-3450-T10	25	12.37	200	10	34-50			



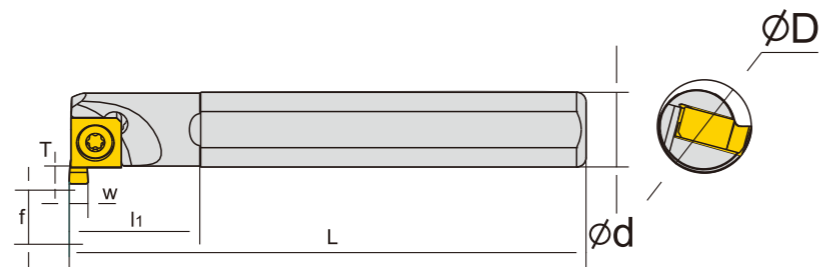
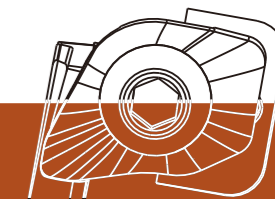
型号 Cat.No	基本尺寸 Specifications						适用刀片 Insert	
	H=h	B	F	L	L1	最大切深 T		
SPH	316R/L	16	16	16.4	100	80	16	SP300
	320R/L	20	20	20.4	125	100	20	
	325R/L	25	25	25.4	150	120	20	
	332R/L	32	32	32.4	170	135	25	
	416R/L	16	16	16.4	100	80	16	SP400
	420R/L	20	20	20.4	125	100	20	
	425R/L	25	25	25.4	150	120	20	
	432R/L	32	32	32.4	170	135	25	



下刀直径范围
Cutting diameter range

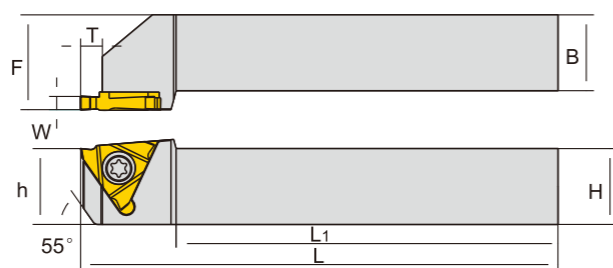
径向切削时，切削量不宜过大 When radial cutting, the cutting amount should not be too large

型号 Cat.No	基本尺寸 Specifications							适用刀片 Insert	螺钉 Screw	扳手 Spanner
	H=h	B	F	L	L1	最大切深 T	ΦD (min-max)			
MGFVR/L	320-24/35-T10	20	20	13	125	100	10	24-35	MFMN300	L5
	320-29/40-T10	20	20	13	125	100	10	29-40		
	320-34/50-T10	20	20	13	125	100	10	34-50		
	420-44/60-T15	20	20	20	125	100	15	44-60		
	325-24/35-T10	25	25	18	150	120	10	24-35	MFMN300	
	325-29/40-T10	25	25	18	150	120	10	29-40		
	325-34/50-T10	25	25	18	150	120	10	34-50		
	425-44/60-T15	25	25	25	150	120	15	44-60		



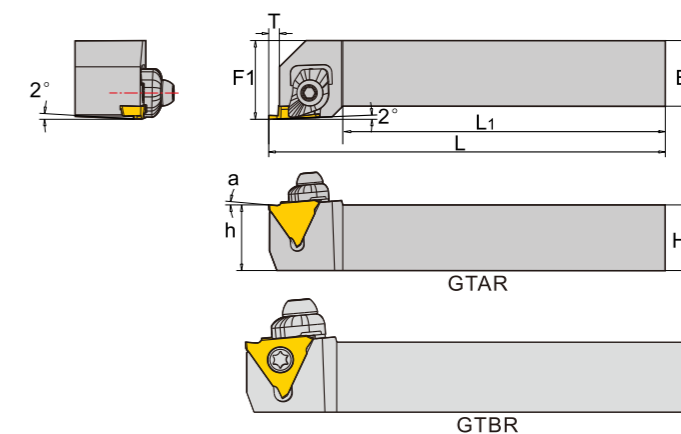
轴向切削时，切削量不宜过大
When cutting axially, the cutting amount should be less than or equal to the insert corner radius

型号 Cat.No	基本尺寸 Specifications							适用刀片 Insert	螺钉 Screw	扳手 Spanner
	d	F	L	l1	最大切深 T	最小加工径 ØD				
SNGR/L	08H07	8	5.8	100	16	1.7	10	7GR200	SC220560	T6
	10K07	10	6.8	125	20	1.7	12		SC220660	
	10K08	10	7.6	125	20	2.2	14	8GR300	SC220760	
	12M08	12	8.6	150	24	2.2	16	8GR100		
	16Q09	16	11.5	180	32	3.2	20	9GR300		
20R09	20	13.6	200	40	3.2	24				



轴向切削时，切削量不宜过大
When cutting axially, the cutting amount should be less than or equal to the insert corner radius

型号 Cat.No	基本尺寸 Specifications							适用刀片 Insert	螺钉 Screw	扳手 Spanner
	H=h	B	F	L	L1	最大切深 T				
KTGR/L	1616H16	16	16	21	100	80	2.3	TG32R200	SC350982	T15
	2020K16	20	20	25	125	100	2.5			
	2525M16	25	25	30	150	120	2.5			
	2020K22-15	20	20	25	125	100	4.0	TG43R/L 230	SC501282	T15
	2525M22-15	25	25	30	150	120	4.0			
	2020K22-25	20	20	25	125	100	4.5			
	2525M22-25	25	25	30	150	120	4.5			
	2020K22-35	20	20	25	125	100	5.5			
2525M22-35	25	25	30	150	120	5.5				
							TG43R/L 330			
							TG43R/L 450			



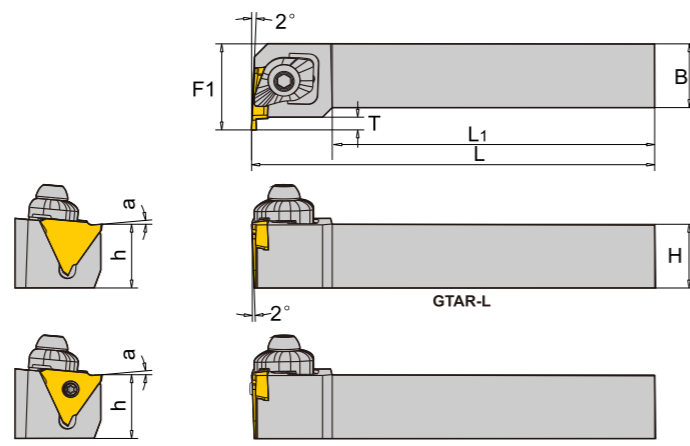
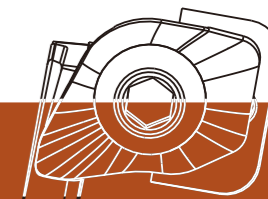
轴向切削时，切削量不宜过大
When cutting axially, the cutting amount should be less than or equal to the insert corner radius

型号 Cat.No	基本尺寸 Specifications						压板 Clamp	压板螺丝 Clamp Screw	刀片螺丝 Insert Screw	弹簧 Spring	扳手 Spanner
	H=h	B	L	F	最大切深 T						
GTAR/L	1616H16	16	16	100	20	2.5	GYR	B0620		SP-0612	L4
	2020K16	20	20	125	25	2.5					
	2525M16	25	25	150	30	2.5					
	2020K22-15	20	20	125	25	4					
	2525M22-15	25	25	150	30	4					
	2020K22-25	20	20	125	25	4.5					
	2525M22-25	25	25	150	30	4.5					
	2020K22-35	20	20	125	25	5.5					
2525M22-35	25	25	150	30	5.5						
GTBR/L	1616H16	16	16	100	20	2.5	GYR	B0620	SC350760	SP-0612	L4.5.T15
	2020K16	20	20	125	25	2.5					
	2525M16	25	25	150	30	2.5					
	2020K22-15	20	20	125	25	4					
	2525M22-15	25	25	150	30	4			SC501260		L4.5.T20
	2020K22-25	20	20	125	25	4.5					
	2525M22-25	25	25	150	30	4.5					
	2020K22-35	20	20	125	25	5.5					
2525M22-35	25	25	150	30	5.5						

当GTAR系列没库存时，可购买GTBR系列代替

重刀刀具

重刀刀具



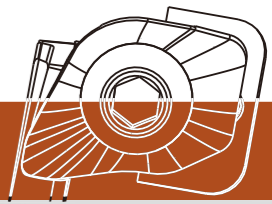
轴向切削时，切削量不宜过大 When cutting axially, the cutting amount should be less than or equal to the insert corner radius

型号 Cat.No	基本尺寸 Specifications						压板 Clamp	压板螺丝 Clamp Screw	刀片螺丝 Insert Screw	弹簧 Spring	扳手 Spanner
	H=h	B	F	L	最大切深T						
GTAR/L	1616H16L	16	16	100	20	2.5	GYL	B0620		SP-0612	L4
	2020K16L	20	20	125	25	2.5					
	2525M16L	25	25	150	30	2.5					
	2020K22-15L	20	20	125	27	4					
	2525M22-15L	25	25	150	32	4					
	2020K22-25L	20	20	125	27	4.5					
	2525M22-25L	25	25	150	32	4.5					
	2020K22-35L	20	20	125	27	5.5					
2525M22-35L	25	25	150	32	5.5						
GTBR/L	1616H16L	16	16	100	20	2.5	GYL	B0620	SC350760	SP-0612	L4.5.T15
	2020K16L	20	20	125	25	2.5					
	2525M16L	25	25	150	30	2.5					
	2020K22-15L	20	20	125	27	4					
	2525M22-15L	25	25	150	32	4		SC501260	SP-0612	L4.5.T20	
	2020K22-25L	20	20	125	27	4.5					
	2525M22-25L	25	25	150	32	4.5					
	2020K22-35L	20	20	125	27	5.5					
2525M22-35L	25	25	150	32	5.5						

当GTAR系列没库存时，可购买GTBR系列代替

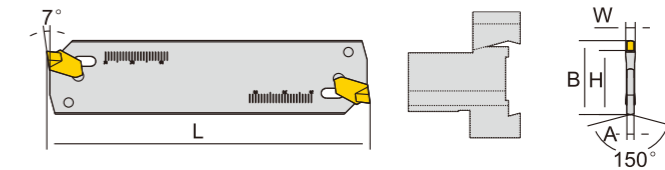

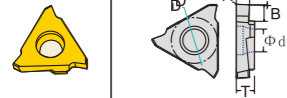
GT-R/L适用刀片

型号 Cat.No	尺寸 Specifications				适应刀杆型号 applied turning holder model size
	W	B	D	R	
GT32R/LK050	0.50	1.0	9.525	R0.05	GTAR/L.....16 GTBR/L.....16 GTAR/L.....16L GTBR/L.....16L
075	0.75	2.0		R0.1	
095	0.95				
100	1.00				
125	1.25				
145	1.45				
150	1.50				
200	2.00	2.5		R0.1	
250	2.00				
GT43R/LK125	1.25	12.70	R0.1	GTAR/L.....22-15 GTBR/L.....22-15 GTAR/L.....22-15L GTBR/L.....22-15L	
125	1.25		R0.2		
145	1.45		3.5		R0.1
150	1.50				R0.2
150	1.50				R0.1
175	1.75				
185	1.85				R0.2
200	2.00				
200	2.00	R0.1			
230	2.30	R0.2			
GT43R/LK250	2.50	12.70	R0.1	GTAR/L.....22-25 GTBR/L.....22-25 GTAR/L.....22-25L GTBR/L.....22-25L	
250	2.50		4.0		R0.3
265	2.65				R0.1
280	2.80				
300	3.00				R0.3
300	3.00				
330	3.30	12.70	R0.1	GTAR/L.....22-35 GTBR/L.....22-35 GTAR/L.....22-35L GTBR/L.....22-35L	
GT43R/LK350	3.50		5.0		R0.3
350	3.50				4.0
400	4.00		5.0		
400	4.00				
430	4.30				
450	4.50				
480	4.80		R0.4		

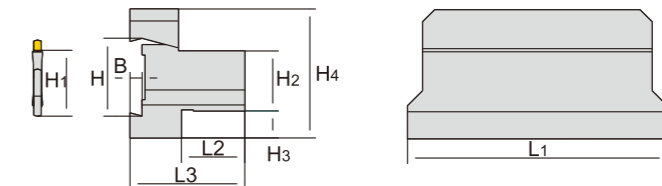


GT·R/L适用刀片

型号 Cat.No	尺寸 Specifications					适应刀杆型号 applied turning holder model size
	W	B	D	R	Φd	
GT32R/LK050	0.50	1.0	9.525	R0.05		GTBR/L.....16 GTBR/L.....16L
075	0.75					
095	0.95					
100	1.00					
125	1.25					
145	1.45					
150	1.50					
200	2.00	2.5	R0.1			
250	2.00					
GT43R/LK125	1.25	2.0	12.70	R0.1		GTBR/L.....22-15 GTBR/L.....22-15L
125	1.25					
145	1.45					
150	1.50					
150	1.50					
175	1.75					
185	1.85					
200	2.00	3.5	R0.2			
200	2.00					
230	2.30					
GT43R/LK250	2.50	4.0	12.70	R0.1		GTBR/L.....22-25 GTBR/L.....22-25L
250	2.50					
265	2.65					
280	2.80					
300	3.00					
300	3.00	R0.1	R0.3			
330	3.30					
330	3.30					
GT43R/LK350	3.50	5.0	12.70	R0.1		GTBR/L.....22-35 GTBR/L.....22-35L
350	3.50					
400	4.00					
400	4.00					
430	4.30					
450	4.50					
480	4.80					



型号 Cat.No	基本尺寸 Specifications						适用刀片 Insert	扳手 Spanner
	W	B	L	Dmax	H	A		
JB26-3	3	26	110	75	21.4	2.4	SP300,300R/L	F15
JB26-4	4	26	110	80	21.4	3.2	SP400,400R/L	
JB26-5	5	26	110	80	21.4	4.0	SP500,500R/L	
JB32-3	3	32	150	100	24.8	2.4	SP300,300R/L	
JB32-4	4	32	150	100	24.8	3.2	SP400,400R/L	
JB32-5	5	32	150	125	24.8	4.0	SP500,500R/L	
JB32-6	6	32	150	125	24.8	5.2	SP600,600R/L	



型号 Cat.No	基本尺寸 Specifications									螺丝 Insert	扳手 Spanner
	H	H1	H2	H3	H4	B	L1	L2	L3		
JZ20-26	26	21.4	20	9	43	4	86	21	38	M6*30	L5
JZ25-26	26	21.4	25	5	45	4	110	23	42		
JZ20-32	32	24.8	20	13	50	5.3	100	19	38		
JZ25-32	32	24.8	25	8	50	5.3	110	23	42		
JZ32-32	32	24.8	32	5	54	5.3	110	29	48		

